



PACKAGING SPECIFICATION

PACKAGING SPECIFICATION FOR DIN VALVE CONNECTOR SERIES C28

1.0 SCOPE	2
2.0 PURPOSE	2
3.0 GENERAL PACKAGING INFORMATION	2
4.0 PACKAGING OF DIN VALVE OPTIONS	3
4.1 SINGLE PACKAGED, UNMOUNTED	3
4.2 SINGLE PACKAGED, MOUNTED.....	5
4.3 BULK PACKAGED, MOUNTED	6
4.4 BULK PACKAGED, UNMOUNTED	7
4.5 BULK PACKAGED, FULLY MOUNTED	8
5.0 BOX DIMENSIONS	9
6.0 LABELLING	10
7.0 SHIPPING PALLETS	11

REVISION: A	ECR/ECN INFORMATION: EC No: IPG2015-2081 DATE: 25-JUNE-2015	TITLE: PACKAGING SPECIFICATION FOR DIN VALVE SERIES C28	SHEET No. 1 of 12
DOCUMENT NUMBER: PK-121201-C28	CREATED / REVISED BY: B.CAFFREY	CHECKED BY: D.MAHER	APPROVED BY: S.GRIFFIN



PACKAGING SPECIFICATION

1.0 SCOPE

This specification specifies the general requirements to describe the packaging procedure for the DIN valve connector series, C28.

2.0 PURPOSE

The purpose of this specification is to assure that all DIN valve connector options shipped from Molex are delivered damage free and in a manner which allows ease of handling, storage and distribution.

3.0 GENERAL PACKAGING INFORMATION

The recommended box closure is tape.

The box weight should not exceed 15kg.

Excess volume in the box should be filled with suitable box filler material.

The pallet weight should not exceed 450kg.

The pallet height should not exceed 1.1m.

REVISION: A	ECR/ECN INFORMATION: EC No: IPG2015-2081 DATE: 25-JUNE-2015	TITLE: PACKAGING SPECIFICATION FOR DIN VALVE SERIES C28	SHEET No. 2 of 12
DOCUMENT NUMBER: PK-121201-C28	CREATED / REVISED BY: B.CAFFREY	CHECKED BY: D.MAHER	APPROVED BY: S.GRIFFIN



PACKAGING SPECIFICATION

4.0 PACKAGING OF DIN VALVE OPTIONS

4.1 SINGLE PACKAGED, UNMOUNTED

The single pack Unmounted connector consists of an insert assembly and a cover assembly with a screw and a gasket, where applicable (refer to the Bill of Materials), placed in a bag (see specification E-121116-001).

Bags of connectors are placed in a box for shipping; reference Table 1 below for box part numbers and SPQs.



Figure 1: Example of single pack Unmounted parts

REVISION: A	ECR/ECN INFORMATION: EC No: IPG2015-2081 DATE: 25-JUNE-2015	TITLE: PACKAGING SPECIFICATION FOR DIN VALVE SERIES C28	SHEET No. 3 of 12
DOCUMENT NUMBER: PK-121201-C28	CREATED / REVISED BY: B.CAFFREY	CHECKED BY: D.MAHER	APPROVED BY: S.GRIFFIN



PACKAGING SPECIFICATION

Table 1 : Single pack unmounted part numbers

PART No.	mPm PART No.	BOX P/N	SPQ
1212010001	C28200NOR	1211160003	50
1212010002	C28300NOR	1211160003	50
1212010005	C28200GOR	1211160003	50
1212010006	C28200NOR67	1211160003	50
1212010007	C28300NOR67	1211160003	50
1212010011	C28200GOS	1211160003	50
1212010012	C28200TOR	1211160003	50
1212010013	C28200TOS	1211160003	50
1212010015	C28300GOR	1211160003	50
1212010016	C28300GOS	1211160003	50
1212010017	C28300TOR	1211160003	50
1212010018	C28300TOS	1211160003	50
1212010029	C28200NOS	1211160003	50
1212010030	C28300NOS	1211160003	50
1212010031	C28200WORSA	1211160003	50
1212010032	C28300WORSA	1211160003	50
1212010039	C28300WOSSA	1211160003	50
1212010040	C28200WOSSA	1211160003	50
1212010049	C28200NOT	1211160003	50

REVISION: A	ECR/ECN INFORMATION: EC No: IPG2015-2081 DATE: 25-JUNE-2015	TITLE: PACKAGING SPECIFICATION FOR DIN VALVE SERIES C28	SHEET No. 4 of 12
DOCUMENT NUMBER: PK-121201-C28	CREATED / REVISED BY: B.CAFFREY	CHECKED BY: D.MAHER	APPROVED BY: S.GRIFFIN



PACKAGING SPECIFICATION

4.2 SINGLE PACKAGED, MOUNTED

The mounted connector consists of the insert assembly and cover assembly mounted together. The mounted connector assembly is placed in a bag (see specification E-121116-001) with the screw and gasket where applicable.

A quantity of bags is placed in a box, 1211160003 for shipping.



Figure 2: Example of single pack mounted parts

Table 2: Single pack mounted part numbers

PART No.	mPm PART No.	BOX P/N	SPQ
1212010028	C28200NOR3413	1211160003	50

REVISION: A	ECR/ECN INFORMATION: EC No: IPG2015-2081 DATE: 25-JUNE-2015	TITLE: PACKAGING SPECIFICATION FOR DIN VALVE SERIES C28	SHEET No. 5 of 12
DOCUMENT NUMBER: PK-121201-C28	CREATED / REVISED BY: B.CAFFREY	CHECKED BY: D.MAHER	APPROVED BY: S.GRIFFIN



PACKAGING SPECIFICATION

4.3 BULK PACKAGED, MOUNTED

The bulk pack mounted connector consists of insert assemblies and cover assemblies mounted together and placed in a box for shipping; reference Table 3 below for box part numbers and SPQs.

Where applicable (refer to the Bill of Materials), bags of screws and bags of gaskets are included.

Components must not be mixed in bags.



Figure 3: Bulk pack mounted part numbers (bags of screws or gaskets not shown)

Table 3 : Bulk pack mounted part numbers

PART No.	mPm PART No.	BOX P/N	SPQ
1212010034	C28200N2RSN	1211160003	100
1212010038	C28300N2RSN	1211160003	100
1212010042	C28200N2SSN	1211160003	100
1212010043	C28200T2RSN	1211160003	100
1212010044	C28200W2RSNSA	1211160003	100
1212010046	C28300W2RSNSA	1211160003	100
1212010048	C28200G2RSN	1211160003	100
1212010050	C28200T2RSNCM	1211160003	100

REVISION: A	ECR/ECN INFORMATION: EC No: IPG2015-2081 DATE: 25-JUNE-2015	TITLE: PACKAGING SPECIFICATION FOR DIN VALVE SERIES C28	SHEET No. 6 of 12
DOCUMENT NUMBER: PK-121201-C28	CREATED / REVISED BY: B.CAFFREY	CHECKED BY: D.MAHER	APPROVED BY: S.GRIFFIN



PACKAGING SPECIFICATION

4.4 BULK PACKAGED, UNMOUNTED

The bulk pack Unmounted connector consists of insert assemblies and cover assemblies placed in separate bags. The bags are placed in a box for shipping; reference Table 4 below for box part numbers and SPQs.

Where applicable (refer to the Bill of Materials), bags of screws and bags of gaskets are included.

Components must not be mixed in bags.



Figure 4: Bulk pack Unmounted part numbers

Table 4: Bulk pack unmounted part numbers

PART No.	mPm PART No.	BOX P/N	SPQ
1212010003	C28200NORCN	1211160002	100
1212010004	C28300NORCN	1211160002	100
1212010009	C28300NORCN19	1211160002	100
1212010019	C28200GORCN	1211160002	100
1212010041	C28300W0SCNSA	1211160002	100
1212010047	C28300N0SCN	1211160002	100

REVISION: A	ECR/ECN INFORMATION: EC No: IPG2015-2081 DATE: 25-JUNE-2015	TITLE: PACKAGING SPECIFICATION FOR DIN VALVE SERIES C28	SHEET No. 7 of 12
DOCUMENT NUMBER: PK-121201-C28	CREATED / REVISED BY: B.CAFFREY	CHECKED BY: D.MAHER	APPROVED BY: S.GRIFFIN



PACKAGING SPECIFICATION

4.5 BULK PACKAGED, FULLY MOUNTED

The bulk pack fully mounted connector consists of insert assemblies and cover assemblies mounted together. Where applicable (refer to the Bill of Materials), screws and gaskets are mounted to the connector.

The connectors are placed in a box for shipping; reference Table 5 below for box part numbers.



Figure 5 : Bulk pack fully mounted part numbers (screws and gaskets not shown)

Table 5: Bulk pack fully mounted part numbers

PART No.	mPm PART No.	BOX P/N	SPQ
1212010033	C28200N2RCF	1211160003	50

REVISION: A	ECR/ECN INFORMATION: EC No: IPG2015-2081 DATE: 25-JUNE-2015	TITLE: PACKAGING SPECIFICATION FOR DIN VALVE SERIES C28	SHEET No. 8 of 12
DOCUMENT NUMBER: PK-121201-C28	CREATED / REVISED BY: B.CAFFREY	CHECKED BY: D.MAHER	APPROVED BY: S.GRIFFIN



PACKAGING SPECIFICATION

5.0 BOX DIMENSIONS

All dimensions are internal dimensions of the box and are in millimeters.

Table 6: Box inner dimensions

Box Part No.	L	W	H
1211160003	280	140	140

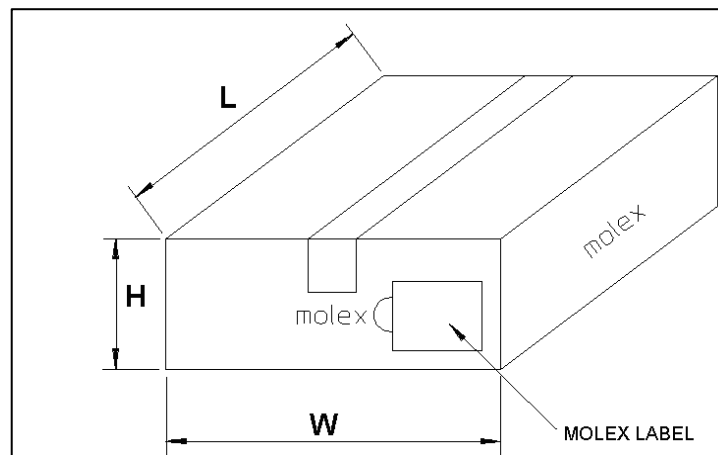


Figure 6: Box dimensions

REVISION: A	ECR/ECN INFORMATION: EC No: IPG2015-2081 DATE: 25-JUNE-2015	TITLE: PACKAGING SPECIFICATION FOR DIN VALVE SERIES C28	SHEET No. 9 of 12
DOCUMENT NUMBER: PK-121201-C28	CREATED / REVISED BY: B.CAFFREY	CHECKED BY: D.MAHER	APPROVED BY: S.GRIFFIN



PACKAGING SPECIFICATION

6.0 LABELLING

The labels used are standard Molex Ireland labels and measure 124.0 x 70.0 mm.

See Figure 7 below for label example.






(1P) PART NUMBER XXXXXXXXXX 		
DESCRIPTION		
(Q) QUANTITY XXX 		
(12D) INV CTRL DATE XXXX/XX/XX		
(4L) COUNTRY OF ORIGIN Ireland		  www.molex.com
(S) TRACKING NO XXXXXXXXXX 		
REACH SVHC information - see www.molex.com		
Packing Standards 0/0	VS	
Eng.Nr. XXXXXXXXXX	XIX	
Molex P/N XXXXXXXXXX		
MOLEX IRELAND LTD., SHANNON INDUSTRIAL ESTATE, SHANNON, CO.CLARE, IRELAND		

Figure 7: Molex label example

REVISION: A	ECR/ECN INFORMATION: EC No: IPG2015-2081 DATE: 25-JUNE-2015	TITLE: PACKAGING SPECIFICATION FOR DIN VALVE SERIES C28	SHEET No. 10 of 12
DOCUMENT NUMBER: PK-121201-C28	CREATED / REVISED BY: B.CAFFREY	CHECKED BY: D.MAHER	APPROVED BY: S.GRIFFIN



PACKAGING SPECIFICATION

7.0 SHIPPING PALLETS

For shipping style X, boxes may be shipped individually or a number may be put into a larger box for shipping.

For shipping style Y, boxes are stacked in a small shipping pallet box.

For shipping style Z, boxes are stacked in a large shipping pallet box.

For the small and large pallet boxes, if the pallet box is not full then it may be cut down in size.

See Figure 9 for pallet box example.

Shipping Style information is contained in Table 7.

Depending on the size of the order, a smaller Euro Pallet can be used 890 x 660mm.

Table 7: Shipping style information

Box No.	No. of Boxes			See Fig.
	less than	between	between	
1211160003	20	20 < 50	50 < 125	Figure 8
Shipping Style	X	Y	Z	

Boxes shall be stacked vertically (columnar) i.e. not interlocked see Figure 8.

Note: Pallets should not be stacked on top of one another.

Only heat treated EUR- Pallets to be used.

<u>REVISION:</u> A	<u>ECR/ECN INFORMATION:</u> EC No: IPG2015-2081 DATE: 25-JUNE-2015	<u>TITLE:</u> PACKAGING SPECIFICATION FOR DIN VALVE SERIES C28	<u>SHEET No.</u> 11 of 12
<u>DOCUMENT NUMBER:</u> PK-121201-C28	<u>CREATED / REVISED BY:</u> B.CAFFREY	<u>CHECKED BY:</u> D.MAHER	<u>APPROVED BY:</u> S.GRIFFIN



PACKAGING SPECIFICATION

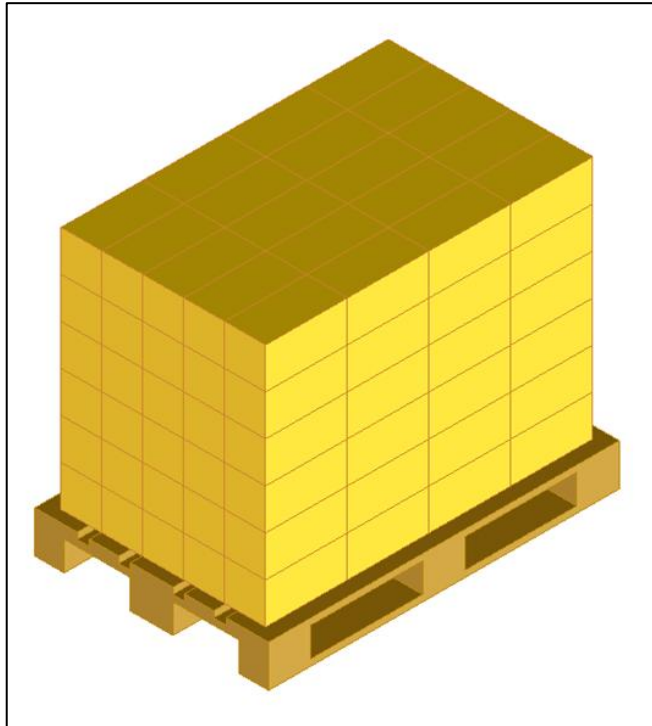


Figure 8: Box stacking layout for 1211160003



Figure 9: Pallet box

REVISION: A	ECR/ECN INFORMATION: EC No: IPG2015-2081 DATE: 25-JUNE-2015	TITLE: PACKAGING SPECIFICATION FOR DIN VALVE SERIES C28	SHEET No. 12 of 12
DOCUMENT NUMBER: PK-121201-C28	CREATED / REVISED BY: B.CAFFREY	CHECKED BY: D.MAHER	APPROVED BY: S.GRIFFIN