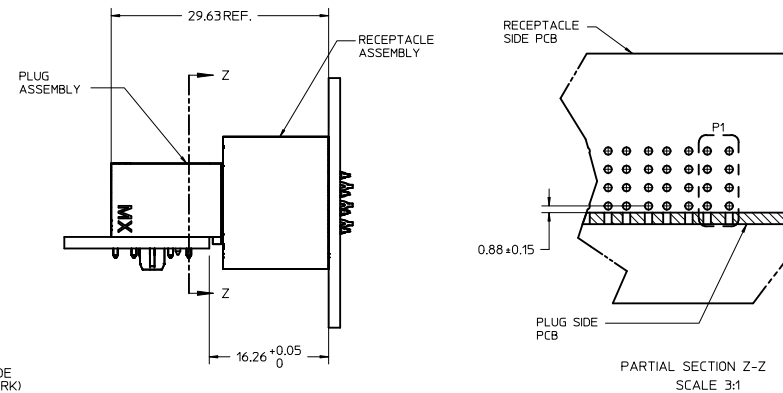
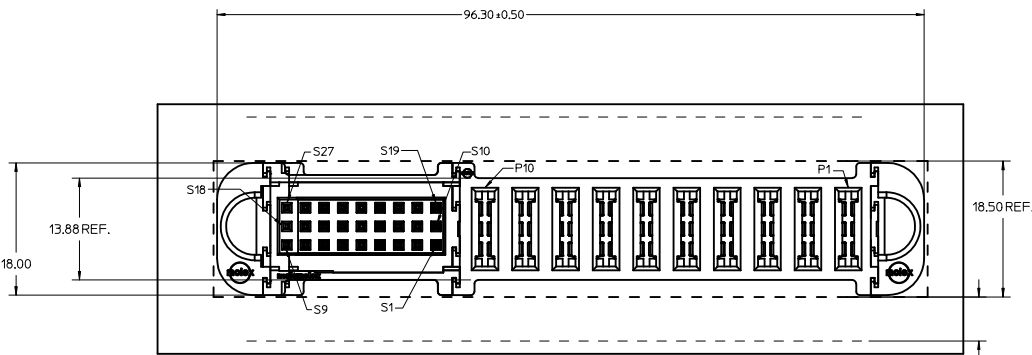
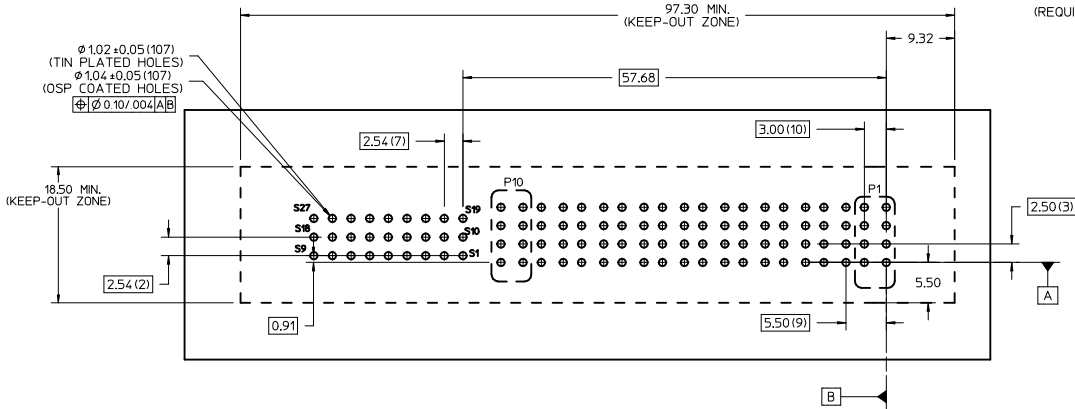


P/N: 46562-1073



ALLOW EXTRA 6.00 PER SIDE (REQUIRED FOR RE-WORK)

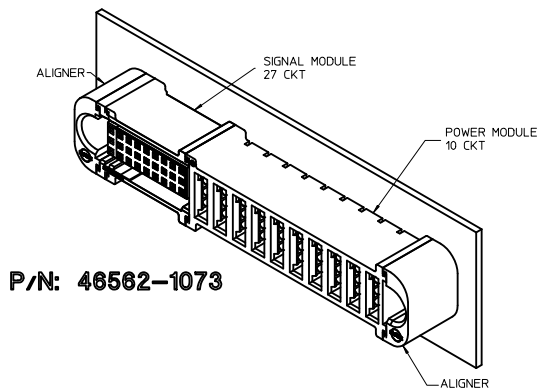
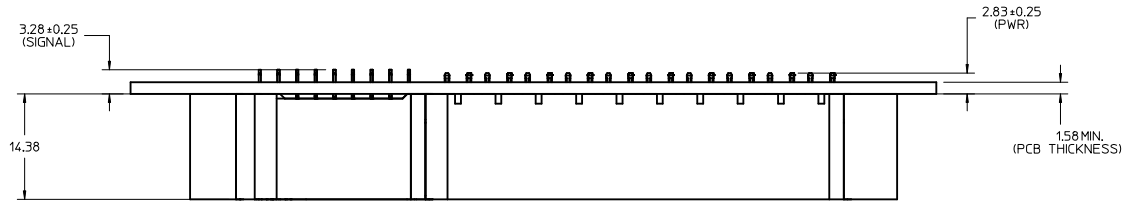


NOTES:

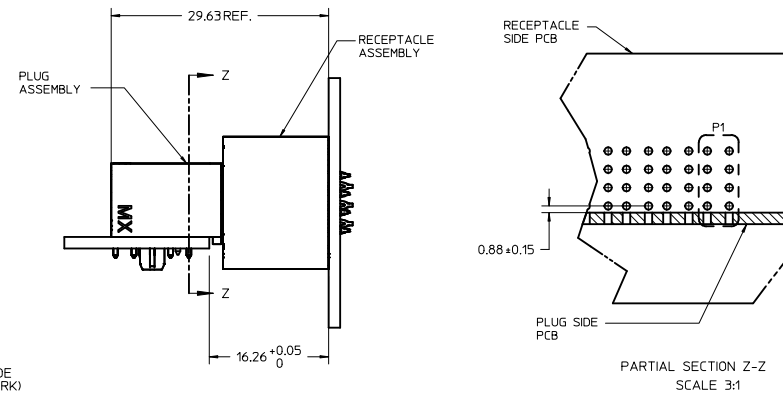
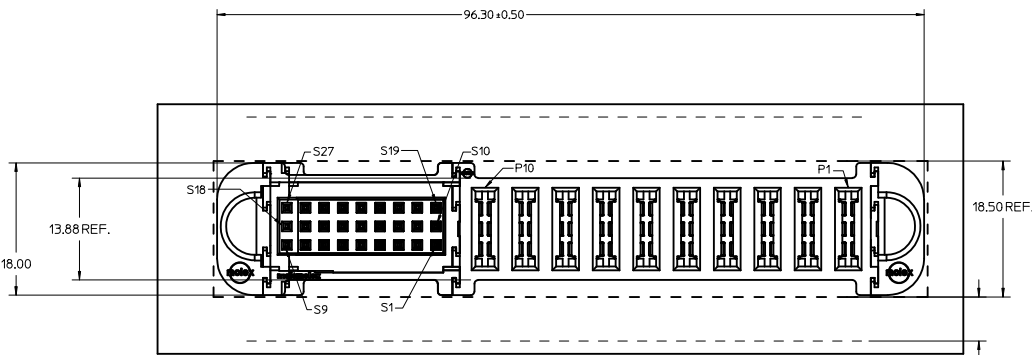
- MATERIAL:
 - HOUSINGS: LCP UL-94, V-0, COLOR: BLACK
 - TERMINALS: COPPER ALLOY
 - PLATING: .00127 NICKEL OVERALL WITH 0.00254 SELECTIVE TIN ON SOLDER TAILS AND 0.000762 SELECTIVE GOLD ON CONTACT AREA.
- PACKAGING: ASSEMBLIES TO BE TRAY PACKED, QTY TBD.
- PRODUCT SPEC.: PS-46436-100.
- APPLICATION SPEC.: AS-46436-100.
- PC BOARD REQUIRES SOLDER THRU HOLES, REFER TO PS-46436-100 FOR DETAILS.
- PRODUCT TO MEET RoHS REQUIREMENTS.
- ASSEMBLY MATES TO MOLEX R/A PLUG ASSEMBLY P/N: 46437-1073.

RECOMMENDED PCB LAYOUT AND KEEP-OUT ZONE

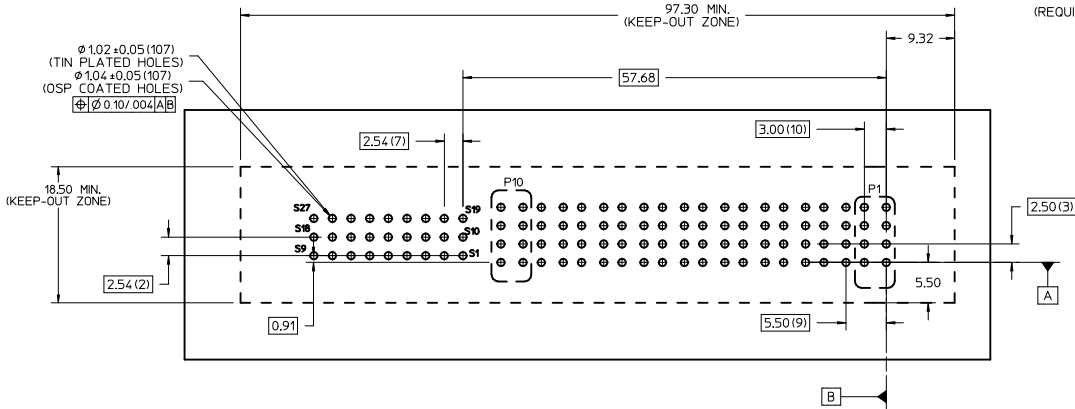
27-CKT SIGNAL MOD IEC NO: UCP2010-1229 DRAWN BY: BKOSTIC CHYD: 2009/11/24 APPR: APATEL 2009/11/25	QUALITY SYMBOLS	GENERAL TOLERANCES (UNLESS SPECIFIED)		DIMENSION STYLE MM ONLY		SCALE 2:1	DESIGN UNITS METRIC	THIRD ANGLE PROJECTION
		mm	INCH	DRAWN BY	DATE	TITLE		
		4 PLACES ±---	±---	BKOSTIC	4/21/09	VERT REPT ASSY		
		3 PLACES ±---	±---	BKOSTIC	2009/04/21	10P-27S		
	2 PLACES ±0.25	±---	BKOSTIC	2009/04/21	TEN60 POWER FAMILY			
	1 PLACE ±0.25	±---	APPROVED BY	DATE	MOLEX MOLEX INCORPORATED			
		ANGULAR ±1/2°		MATERIAL NO.	DOCUMENT NO.	SHEET NO.		
		DRAFT WHERE APPLICABLE MUST REMAIN WITHIN DIMENSIONS		46562-1073	SD-46562-1073	1 OF 1		
		THIS DRAWING CONTAINS INFORMATION THAT IS PROPRIETARY TO MOLEX INCORPORATED AND SHOULD NOT BE USED WITHOUT WRITTEN PERMISSION						



P/N: 46562-1073



ALLOW EXTRA 6.00 PER SIDE (REQUIRED FOR RE-WORK)



NOTES:

- MATERIAL:
 - HOUSINGS: LCP UL-94, V-0, COLOR: BLACK
 - TERMINALS: COPPER ALLOY
 - PLATING: .00127 NICKEL OVERALL WITH 0.00254 SELECTIVE TIN ON SOLDER TAILS AND 0.000762 SELECTIVE GOLD ON CONTACT AREA.
- PACKAGING: ASSEMBLIES TO BE TRAY PACKED, QTY TBD.
- PRODUCT SPEC.: PS-46436-100.
- APPLICATION SPEC.: AS-46436-100.
- PC BOARD REQUIRES SOLDER THRU HOLES, REFER TO PS-46436-100 FOR DETAILS.
- PRODUCT TO MEET RoHS REQUIREMENTS.
- ASSEMBLY MATES TO MOLEX R/A PLUG ASSEMBLY P/N: 46437-1073.

RECOMMENDED PCB LAYOUT AND KEEP-OUT ZONE

27-CKT SIGNAL MOD IEC NO: UCP2010-1229 DRAWN BY: BKOSTIC CHYD: 2009/11/24 APPR: APATEL 2009/11/25	QUALITY SYMBOLS	GENERAL TOLERANCES (UNLESS SPECIFIED)		DIMENSION STYLE MM ONLY		SCALE 2:1	DESIGN UNITS METRIC	THIRD ANGLE PROJECTION	
		mm	INCH	DRAWN BY	DATE	TITLE			
		4 PLACES ±---	±---	BKOSTIC	4/21/09	VERT REPT ASSY 10P-27S TEN60 POWER FAMILY			
		3 PLACES ±---	±---	BKOSTIC	2009/04/21	MOLEX INCORPORATED			
	2 PLACES ±0.25	±---	APPROVED BY	DATE	MATERIAL NO. 46562-1073	DOCUMENT NO. SD-46562-1073	SHEET NO. 1 OF 1		
	1 PLACE ±0.25	±---	ANGULAR ±1/2°		THIS DRAWING CONTAINS INFORMATION THAT IS PROPRIETARY TO MOLEX INCORPORATED AND SHOULD NOT BE USED WITHOUT WRITTEN PERMISSION				
	DRAFT WHERE APPLICABLE MUST REMAIN WITHIN DIMENSIONS								