


Wireless Charging Coil Assembly



50 X 50 X 1.6 Mm

AWCCA-50N50H16-C51-B



RoHS / RoHS II Compliant

Moisture Sensitivity Level (MSL) – MSL = 1

➤ **FEATURES:**

- Wireless Charging Receiver single Coil (12.5μH)
- Outline Dimensions: 50.0mm x 50.0mm x 1.6mm
- Can also be used for Rx applications
- High permeability shielding to protect sensitive electronics
- Durable construction
- RoHS / RoHS II Compliant & Pb free.

➤ **APPLICATIONS:**

- Wireless Charging Stations
- Automotive Industry (in car charging)
- Batteries Chargers
- Consumer Electronics Chargers
- Mobile Phone Charging Accessories
- Power Tool Charging Systems

➤ **DESCRIPTION & KEY ELECTRICAL SPECIFICATIONS**

The AWCCA-50N50H16-C51-B is a Wireless Charging Coils that can be used in transmitter or receive applications. This is a single coil design with inductance of 12.5μH.

Maximum Ratings

Item	Value
Operating Temperature Range	T=-25°C ~ 85°C, RH≤ 90%.
Storage Temperature Range	-25°C~85°C, 70%RH (Max.)

Part Number	Inductance	DC Resistance	Q
AWCCA-50N50H16-C51-B	12.5 μH ±10%	80±20% mΩ	80±30%
Test Condition	100KHz / 1V	20±10°C	100KHz/1V
Test Environment	Temperature: 20±10°C, RH: 65% ±20% Equipment: Chroma11025		

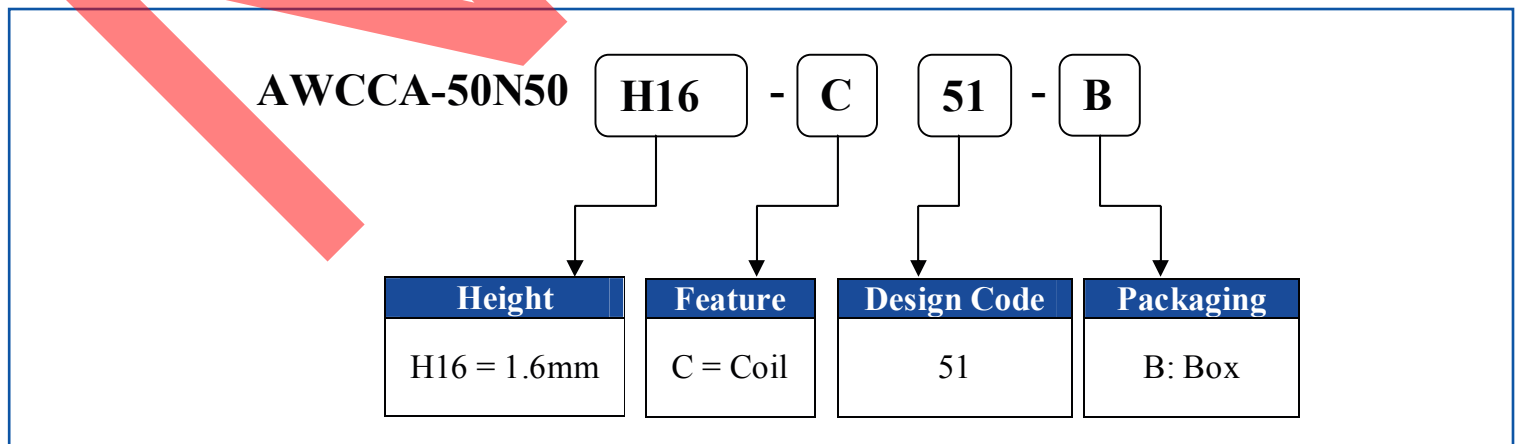
Test Conditions

Ambient Temperature: 20±10°C, RH: 65% ±20%.

If any doubt on the results, measurements/tests should be made within the following limits:

Ambient Temperature: 20±2°C, RH: 65%±5%


➤ **PART IDENTIFICATION:**



Wireless Charging Coil Assembly

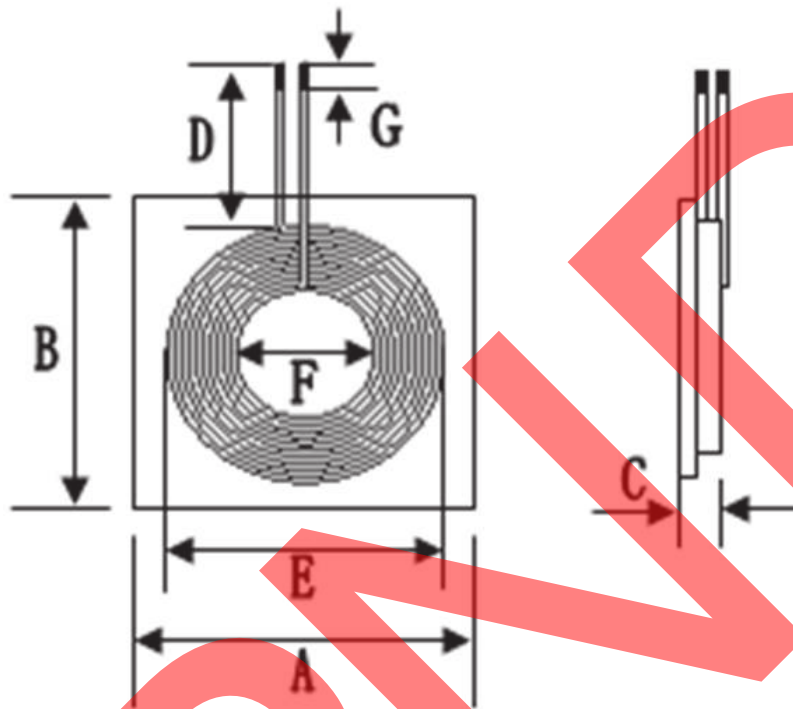
AWCCA-50N50H16-C51-B

 RoHS / RoHS II Compliant



50 X 50 X 1.6 Mm

OUTLINE DIMENSIONS:



Item	A	B	C	D	E	F	G
Spec	50±1.0	50±1.0	1.6±0.5	50±3.0	43.5REF	22REF	5±2.0

Winding Specifications

Number of Coils	Wire	Number of Turns	Inductance
1	ø 0.12X30	13 Turns, 1 Layer	12.5±10%µH

Wave Soldering Profile: Not suitable for wave soldering

Manual Soldering: 350°C Max, 3secs


Packaging: Box, 100pcs MOQ

Wireless Charging Coil Assembly

AWCCA-50N50H16-C51-B



RoHS / RoHS II Compliant



50 X 50 X 1.6 Mm

STORAGE AND OPERATIONAL CONDITION:

Storage condition

- Recommended storage conditions: $-25^{\circ}\text{C} \sim 85^{\circ}\text{C}$, 70%RH (Max.)
- Service life: Within the limits of six month from being produced.
- The appearance and solder ability should be check, if product is not in expiry date.

Operation Conditions

- Use condition limit: $T = -25^{\circ}\text{C} \sim 85^{\circ}\text{C}$, $\text{RH} \leq 90\%$.

NOTE:

- The parts are manufactured in accordance with this specification. If other conditions and specifications which are required for this specification, please contact ABRACON for more information.
- ABRACON will supply the parts in accordance with this specification unless we receive a written request to modify prior to an order placement.
- In no case shall ABRACON be liable for any product failure from in appropriate handling or operation of the item beyond the scope of this specification.
- When changing your production process, please notify ABRACON immediately.
- ABRACON LLC's products are COTS – Commercial-Off-The-Shelf products; suitable for Commercial, Industrial and, where designated, Automotive Applications. ABRACON's products are not specifically designed for Military, Aviation, Aerospace, Lifedependant Medical applications or any application requiring high reliability where component failure could result in loss of life and/or property. For applications requiring high reliability and/or presenting an extreme operating environment, written consent and authorization from ABRACON LLC is required. Please contact ABRACON LLC for more information.
- All specifications and Marking will be subject to change without notice.

ATTENTION: Abracon Corporation's products are COTS – Commercial-Off-The-Shelf products; suitable for Commercial, Industrial and, where designated, Automotive Applications. Abracon's products are not specifically designed for Military, Aviation, Aerospace, Life-dependant Medical applications or any application requiring high reliability where component failure could result in loss of life and/or property. For applications requiring high reliability and/or presenting an extreme operating environment, written consent and authorization from Abracon Corporation is required. Please contact Abracon Corporation for more information.

ABRACON IS
ISO9001:2008
CERTIFIED



2 Faraday, Suite# B | Irvine | CA 92618 **Revised: 11.30.15**
Ph. 949.546.8000 | Fax. 949.546.8001
Visit www.abracon.com for Terms and Conditions of Sale