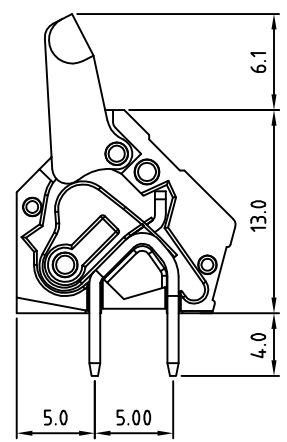
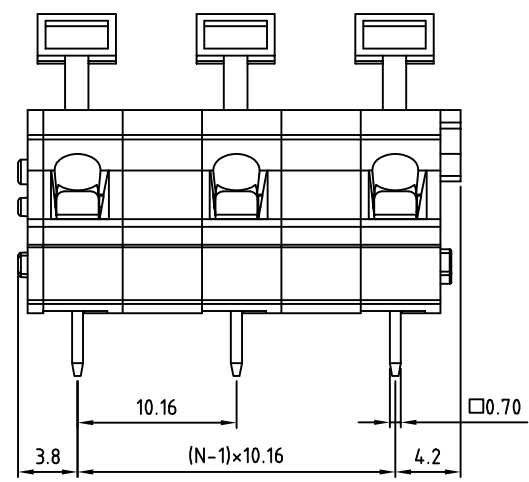
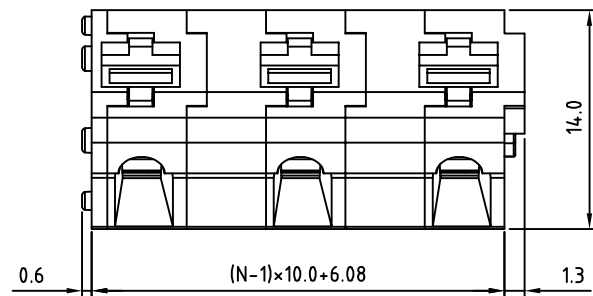
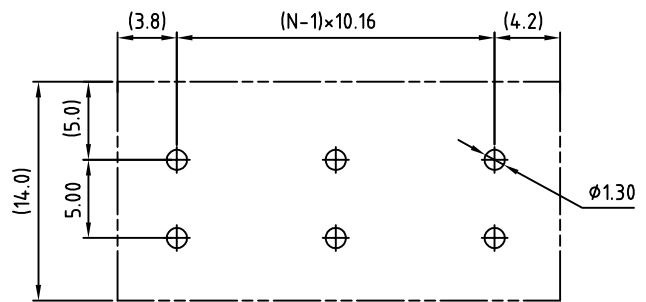


SIGN	DATE	DESCRIPTION	APPROVER
—			
<i>THIS IS CAD DRAWING, DO NOT REVISE MANUALLY!!!</i>			



N=Number of poles



RECOMMENDED PCB. LAYOUT

Material

- Terminal body(Contact pin) : Brass
- Surface of solder tail : Tin plated
- Wire guard : Stainless steel
- Insulator (housing): Thermoplastic (UL94V-0)

Electrical

- Voltage rating: 300V
- Current rating: 15A
- Wire range:
 - Solid wire(AWG): 12-28
 - Stranded wire(AWG): 12-28
- Wire strip length: 6-7mm
- Withstanding Voltage: 1.6KV
- Operating temperature: -30°C to +105°C
- Soldering temperature: 250°C±10°C/5 Sec

cULus

RoHS Compliant

PART NUMBER:

OSTHTXX4080

No. of Poles:

- 01 1 Pole (basic block)
- 02 2 Poles
- etc. available in 1-12 Poles

COLOR

- 0: Black
- 5: Green
- 6: Blue
- 8: Grey (Standard)



THESE DRAWINGS AND SPECIFICATIONS ARE THE PROPERTY OF ON-SHORE TECHNOLOGY, INC. AND SHALL NOT BE REPRODUCED, COPIED OR USED IN ANY MANNER WITHOUT THE PRIOR WRITTEN CONSENT OF ON-SHORE TECHNOLOGY, INC.

TITLE		OSTHT-10.16 Series	
PART NO.	OSTHTXX4080	DWG NO.	OSTHTXX4080.DWG
APPROVED	CHECKED	DESIGNED	DRAWN
	Marvin 2006.10.10	Marvin 2006.10.10	Marvin 2006.10.10
CUST NO.		Tolerance	
		X. ±0.50	
		X.X ±0.30	
		X.XX ±0.10	
		X° ±1°	
SHEET: 01/01		UNIT: mm	
		SCALE: NONE	
		REV.: B	