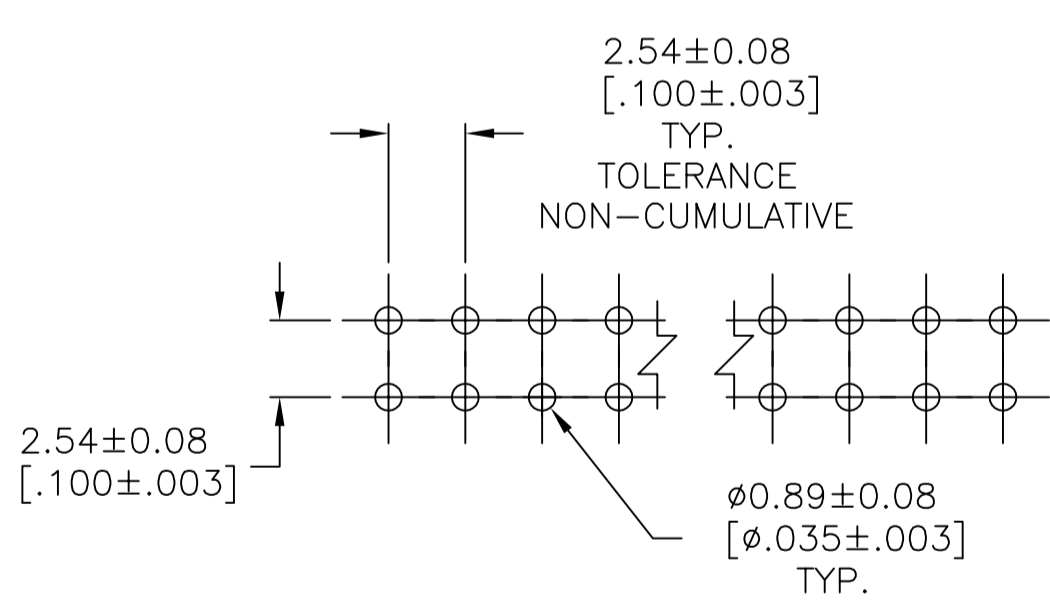
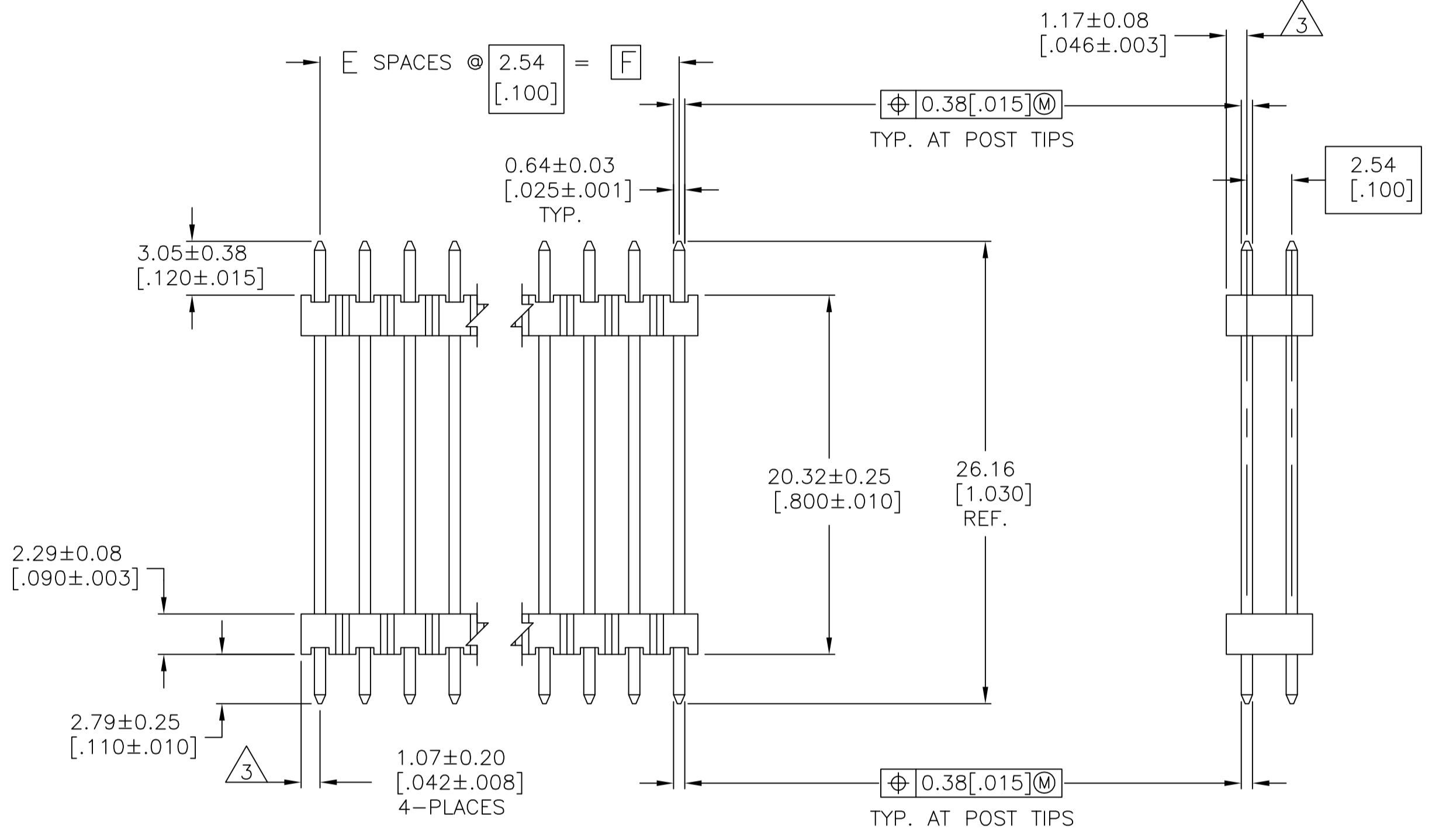
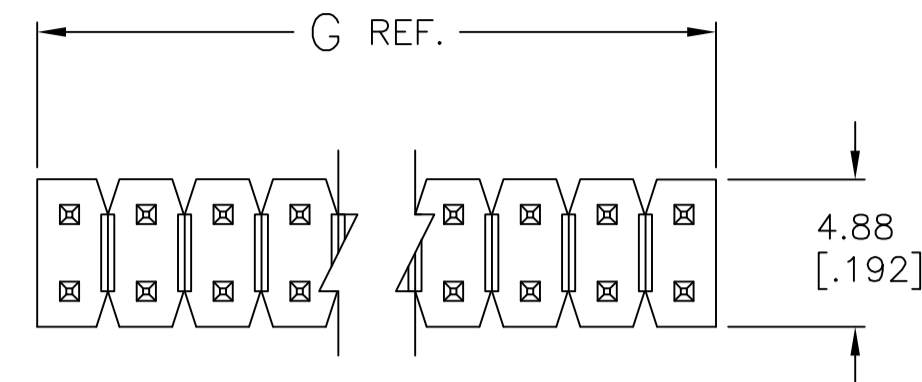


REVISIONS					
P	LTR	DESCRIPTION	DATE	OWN	APVD
B		REVISED PER ECO-16-006300	06AUG2016	NK	MM
C		REVISED PER ECO-17-009777	06JUL2017	RS	MM



RECOMMENDED HOLE LAYOUT

- ASSEMBLY MAY BE BROKEN TO THE DESIRED NUMBER OF POSITIONS
- TRUE POSITION TOLERANCE OF THE POST TIPS APPLIES WHEN THE HEADER IS HELD FLAT AGAINST THE PRINTED CIRCUIT BOARD
- THE NOTED DIMENSIONS APPLY AT THE INTERSECTION OF THE POST AND HOUSING
- HOUSING: FLAME RETARDANT THERMOPLASTIC; COLOR: BLACK.
- FINISH: 0.00254-0.00508 [0.000100-0.000200] BRIGHT TIN-LEAD OVER 0.00127 [0.000050] NICKEL ENTIRE POST.
- FINISH: 0.00254-0.00508 [0.000100-0.000200] MATTE TIN OVER 0.00127 [0.000050] NICKEL ENTIRE POST.
- OBSOLETE

PLATING	G	F	E	NO. OF POSITIONS	PART NUMBER
6	101.19 [3.984]	99.06 [3.900]	39	80	9-146496-0
6	98.65 [3.884]	96.52 [3.800]	38	78	8-146496-9
6	96.11 [3.784]	93.98 [3.700]	37	76	8-146496-8
6	93.57 [3.684]	91.44 [3.600]	36	74	8-146496-7
6	91.03 [3.584]	88.90 [3.500]	35	72	8-146496-6
6	88.49 [3.484]	86.36 [3.400]	34	70	8-146496-5
6	85.95 [3.384]	83.82 [3.300]	33	68	8-146496-4
6	83.41 [3.284]	81.28 [3.200]	32	66	8-146496-3
6	80.87 [3.184]	78.74 [3.100]	31	64	8-146496-2
6	78.33 [3.084]	76.20 [3.000]	30	62	8-146496-1
6	75.79 [2.984]	73.66 [2.900]	29	60	8-146496-0
6	73.25 [2.884]	71.12 [2.800]	28	58	7-146496-9
6	70.71 [2.784]	68.58 [2.700]	27	56	7-146496-8
6	68.17 [2.684]	66.04 [2.600]	26	54	7-146496-7
6	65.63 [2.584]	63.50 [2.500]	25	52	7-146496-6
6	63.09 [2.484]	60.96 [2.400]	24	50	7-146496-5
6	60.55 [2.384]	58.42 [2.300]	23	48	7-146496-4
6	58.01 [2.284]	55.88 [2.200]	22	46	7-146496-3
6	55.47 [2.184]	53.34 [2.100]	21	44	7-146496-2
6	52.93 [2.084]	50.80 [2.000]	20	42	7-146496-1
6	50.39 [1.984]	48.26 [1.900]	19	40	7-146496-0
6	47.85 [1.884]	45.72 [1.800]	18	38	6-146496-9
6	45.31 [1.784]	43.18 [1.700]	17	36	6-146496-8
6	42.77 [1.684]	40.64 [1.600]	16	34	6-146496-7
6	40.23 [1.584]	38.10 [1.500]	15	32	6-146496-6
6	37.69 [1.484]	35.56 [1.400]	14	30	6-146496-5
6	35.15 [1.384]	33.02 [1.300]	13	28	6-146496-4
6	32.61 [1.284]	30.48 [1.200]	12	26	6-146496-3
6	30.07 [1.184]	27.94 [1.100]	11	24	6-146496-2
6	27.53 [1.084]	25.40 [1.000]	10	22	6-146496-1
6	24.99 [0.984]	22.86 [0.900]	9	20	6-146496-0
6	22.45 [0.884]	20.32 [0.800]	8	18	5-146496-9
6	19.91 [0.784]	17.78 [0.700]	7	16	5-146496-8
6	17.37 [0.684]	15.24 [0.600]	6	14	5-146496-7
6	14.83 [0.584]	12.70 [0.500]	5	12	5-146496-6
6	12.29 [0.484]	10.16 [0.400]	4	10	5-146496-5
6	9.75 [0.384]	7.62 [0.300]	3	8	5-146496-4
6	7.21 [0.284]	5.08 [0.200]	2	6	5-146496-3
6	4.67 [0.184]	2.54 [0.100]	1	4	5-146496-2
6	2.13 [0.084]	-	-	2	5-146496-1

PLATING	G	F	E	NO. OF POSITIONS	PART NUMBER
5	101.19 [3.984]	99.06 [3.900]	39	80	4-146496-0
5	98.65 [3.884]	96.52 [3.800]	38	78	3-146496-9
5	96.11 [3.784]	93.98 [3.700]	37	76	3-146496-8
5	93.57 [3.684]	91.44 [3.600]	36	74	3-146496-7
5	91.03 [3.584]	88.90 [3.500]	35	72	3-146496-6
5	88.49 [3.484]	86.36 [3.400]	34	70	3-146496-5
5	85.95 [3.384]	83.82 [3.300]	33	68	3-146496-4
5	83.41 [3.284]	81.28 [3.200]	32	66	3-146496-3
5	80.87 [3.184]	78.74 [3.100]	31	64	3-146496-2
5	78.33 [3.084]	76.20 [3.000]	30	62	3-146496-1
5	75.79 [2.984]	73.66 [2.900]	29	60	3-146496-0
5	73.25 [2.884]	71.12 [2.800]	28	58	2-146496-9
5	70.71 [2.784]	68.58 [2.700]	27	56	2-146496-8
5	68.17 [2.684]	66.04 [2.600]	26	54	2-146496-7
5	65.63 [2.584]	63.50 [2.500]	25	52	2-146496-6
5	63.09 [2.484]	60.96 [2.400]	24	50	2-146496-5
5	60.55 [2.384]	58.42 [2.300]	23	48	2-146496-4
5	58.01 [2.284]	55.88 [2.200]	22	46	2-146496-3
5	55.47 [2.184]	53.34 [2.100]	21	44	2-146496-2
5	52.93 [2.084]	50.80 [2.000]	20	42	2-146496-1
5	50.39 [1.984]	48.26 [1.900]	19	40	2-146496-0
5	47.85 [1.884]	45.72 [1.800]	18	38	1-146496-9
5	45.31 [1.784]	43.18 [1.700]	17	36	1-146496-8
5	42.77 [1.684]	40.64 [1.600]	16	34	1-146496-7
5	40.23 [1.584]	38.10 [1.500]	15	32	1-146496-6
5	37.69 [1.484]	35.56 [1.400]	14	30	1-146496-5
5	35.15 [1.384]	33.02 [1.300]	13	28	1-146496-4
5	32.61 [1.284]	30.48 [1.200]	12	26	1-146496-3
5	30.07 [1.184]	27.94 [1.100]	11	24	1-146496-2
5	27.53 [1.084]	25.40 [1.000]	10	22	1-146496-1
5	24.99 [0.984]	22.86 [0.900]	9	20	1-146496-0
5	22.45 [0.884]	20.32 [0.800]	8	18	1-146496-9
5	19.91 [0.784]	17.78 [0.700]	7	16	1-146496-8
5	17.37 [0.684]	15.24 [0.600]	6	14	1-146496-7
5	14.83 [0.584]	12.70 [0.500]	5	12	1-146496-6
5	12.29 [0.484]	10.16 [0.400]	4	10	1-146496-5
5	9.75 [0.384]	7.62 [0.300]	3	8	1-146496-4
5	7.21 [0.284]	5.08 [0.200]	2	6	1-146496-3
5	4.67 [0.184]	2.54 [0.100]	1	4	1-146496-2
5	2.13 [0.084]	-	-	2	1-146496-1

THIS DRAWING IS A CONTROLLED DOCUMENT. DIMENSIONS: mm [INCHES]. TOLERANCES UNLESS OTHERWISE SPECIFIED: 0 PLC ±, 1 PLC ±0.51[02], 2 PLC ±0.127[005], 3 PLC ±0.0127[005], 4 PLC ±, ANGLES ±.

DIN T. HOFFMAN 190CT06
CHK G. DUBNICZKI
APVD G. DUBNICZKI
PRODUCT SPEC
APPLICATION SPEC
WEIGHT
CUSTOMER DRAWING

STE TE Connectivity
NAME
HEADER ASSEMBLY, MOD II, STACKING, DOUBLE ROW, .025 SQ. POST, UNSHROUDED
SIZE A1
CAGE CODE 00779
DRAWING NO. 146496
SCALE 4:1
SHEET 1 OF 1
REV C