



2 dBi WideBand Poly Spring Vehicular Antenna 144-174 MHz NMO Mount Connector

Antennas Technical Data Sheet

PE51MP1003

Features

- Wide band performance; no tuning required
- NMO mount, Black Chrome Finish
- Flexible Black Polymer Alloy Spring
- O-ring seal for waterproof construction
- Durable Xenoy™ base with TPV over mold dust seal and grip ring

Applications

- Service Vehicles
- Public safety
- Public Transportation
- Mining & Construction

Description

This wide band VHF mobile omnidirectional antenna is ideally suited for multipoint mobile applications including service vehicles, public transportation, public safety, mining and construction vehicles, as well numerous other commercial and industrial applications where mobility and wide coverage is desired. This antenna features a flexible Poly Spring base. Unlike the traditional metal spring base, the Poly Spring will not corrode and does not generate electrical noise when flexed during use. It has a standard TAD/NMO Motorola-type mobile base.

Configuration

Design	Vehicular
Application Band	VHF
Band Type	Wide
Radiation Pattern	Omni Directional
Wavelength	Quarter Wave
Polarization	Linear, Vertical
Ground Plane	Required
Connector Type	NMO Mount

Electrical Specifications

Description	Minimum	Typical	Maximum	Units
Frequency Range	144		174	MHz
Operational Bandwidth		30		MHz
Input VSWR		1.8:1	2:1	
Impedance		50		Ohms
Gain		2		dBi
Horizontal (Azimuth) Beam Width		Omnidirectional		
Vertical (Elevation) Beam Width		70		Degrees
Input Power			150	Watts

Click the following link (or enter part number in "SEARCH" on website) to obtain additional part information including price, inventory and certifications: [2 dBi WideBand Poly Spring Vehicular Antenna 144-174 MHz NMO Mount Connector PE51MP1003](#)



2 dBi WideBand Poly Spring Vehicular Antenna
144-174 MHz NMO Mount Connector

Antennas Technical Data Sheet

PE51MP1003

Mechanical Specifications

Base Material	Xenoy™ w/TPV over mold grip
Whip Material	17-7 SS
Whip Finish	Black Chrome
Mounting Application	¾ inch thru-hole NMO Mount
Spring Material	Black Molded Polymer Alloy

Size

Overall Length	19.33 in [490.98 mm]
----------------	----------------------

Click the following link (or enter part number in "SEARCH" on website) to obtain additional part information including price, inventory and certifications: [2 dBi WideBand Poly Spring Vehicular Antenna 144-174 MHz NMO Mount Connector PE51MP1003](#)



2 dBi WideBand Poly Spring Vehicular Antenna
144-174 MHz NMO Mount Connector

Antennas Technical Data Sheet

PE51MP1003

Installation Instructions

**PE51MP1003 (144-174 MHz) 2 dBi
VHF WIDE BAND ANTENNA**

*Congratulations on your selection of another quality antenna product from Pasternack.
Pasternack is committed to continually provide the greatest antenna VALUE for your wireless applications.*

1. Parts (Figure 1):

Verify all parts are included with the Antenna as shown in Figure 1.

- A. Antenna Whip
- B. e/m-Flex™ Poly Spring Assembly
- C. NMO Base Adapter
- D. O-Ring

2. Tools/Materials Required:

- A. **Antenna is factory tuned for 144-174 MHz.**
Special tools are **not required** to install or adjust the frequency of the antenna. The antenna is intended to be installed using a firm hand torque until the sealing O-ring is completely compressed against the installation surface.

3. Pre-Installation (Figure 2):

- A. **Ground Plane:** The antenna requires a conductive metallic ground-plane surface to achieve operational performance. Always mount antenna to the appropriate NMO Mount within the center of the ground-plane surface.
- B. Ground-plane surface should be a minimum of 40 inches square (1m).
- C. Ensure O-ring is properly seated within O-ring groove as shown in Figure 2.
- D. **Important:** Verify proper operational Frequency, as labeled. (Figure2).

4. Installation (Figure 3):

- A. Verify contact spring is completely extended.
- B. Thread NMO Base Adapter onto the NMO mount. Tighten by hand until O-Ring is completely seated.
- C. Thread Spring onto NMO Base Coil Adapter. Firmly torque by hand.
- D. Verify VSWR.
- E. **Note:** Antenna is factory pre-tuned for the specified bandwidth. **Do not apply adjustments to whip length**

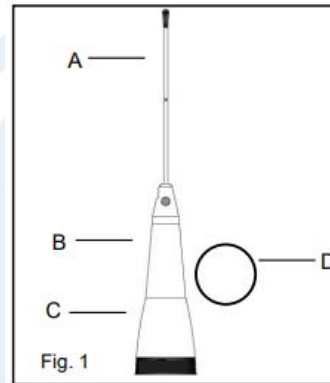


Fig. 1

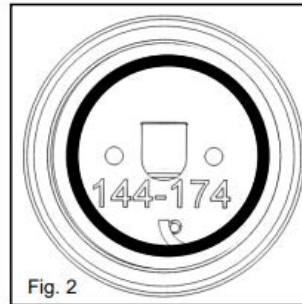


Fig. 2

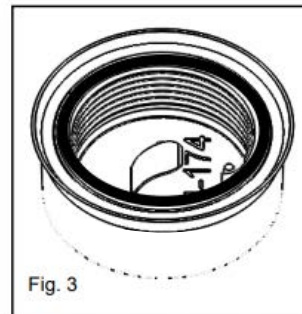


Fig. 3

Click the following link (or enter part number in "SEARCH" on website) to obtain additional part information including price, inventory and certifications: [2 dBi WideBand Poly Spring Vehicular Antenna 144-174 MHz NMO Mount Connector PE51MP1003](#)



2 dBi WideBand Poly Spring Vehicular Antenna
144-174 MHz NMO Mount Connector

Antennas Technical Data Sheet

PE51MP1003

Environmental Specifications

Temperature

Operating Range

-40 to +85 deg C

Humidity

95%

Corrosion

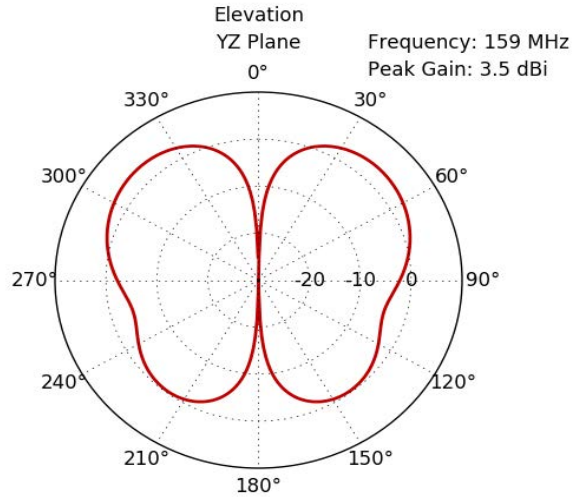
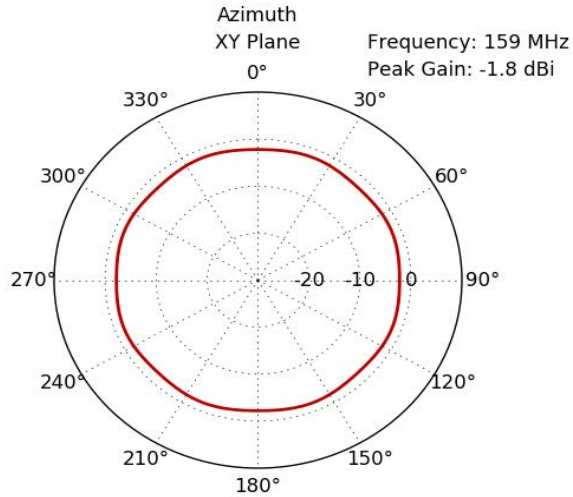
Salt Fog

Compliance Certifications (see [product page](#) for current document)

Plotted and Other Data

Notes:

Typical Radiation Pattern



Click the following link (or enter part number in "SEARCH" on website) to obtain additional part information including price, inventory and certifications: [2 dBi WideBand Poly Spring Vehicular Antenna 144-174 MHz NMO Mount Connector PE51MP1003](#)



2 dBi WideBand Poly Spring Vehicular Antenna
144-174 MHz NMO Mount Connector

Antennas Technical Data Sheet

PE51MP1003

2 dBi WideBand Poly Spring Vehicular Antenna 144-174 MHz NMO Mount Connector from Pasternack Enterprises has same day shipment for domestic and International orders. Our RF, microwave and millimeter wave products maintain a 99.4% availability and are part of the broadest selection in the industry.

Click the following link (or enter part number in "SEARCH" on website) to obtain additional part information including price, inventory and certifications: [2 dBi WideBand Poly Spring Vehicular Antenna 144-174 MHz NMO Mount Connector PE51MP1003](https://www.pasternack.com/wide-antenna-144-174-mhz-2-dbi-gain-nmo-mount-pe51mp1003-p.aspx)

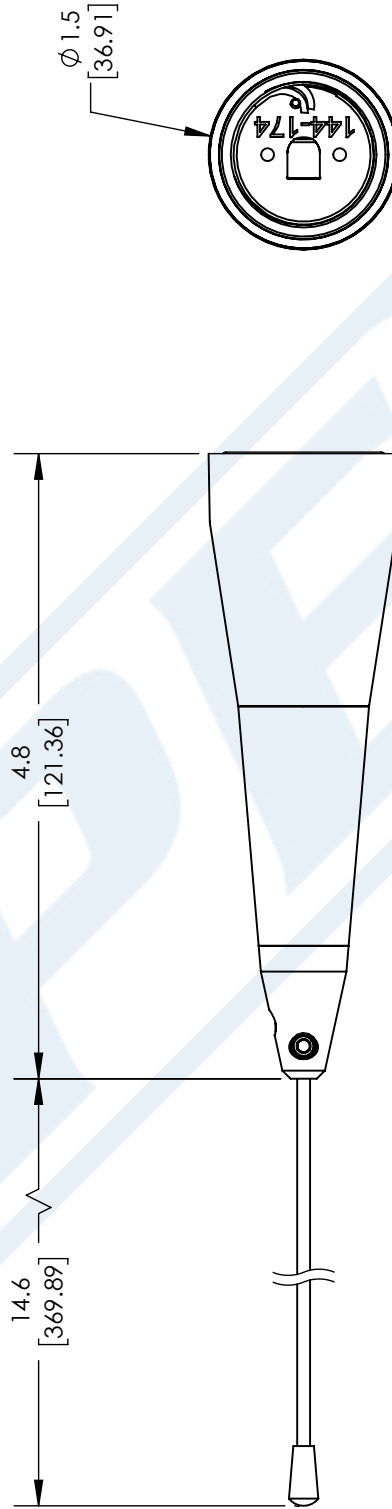
URL: <https://www.pasternack.com/wide-antenna-144-174-mhz-2-dbi-gain-nmo-mount-pe51mp1003-p.aspx>

The information contained in this document is accurate to the best of our knowledge and representative of the part described herein. It may be necessary to make modifications to the part and/or the documentation of the part, in order to implement improvements. Pasternack reserves the right to make such changes as required. Unless otherwise stated, all specifications are nominal. Pasternack does not make any representation or warranty regarding the suitability of the part described herein for any particular purpose, and Pasternack does not assume any liability arising out of the use of any part or documentation.

PE51MP1003 CAD Drawing

2 dBi WideBand Poly Spring Vehicular Antenna 144-174 MHz NMO Mount Connector

REVISIONS			
REV.	DESCRIPTION	DATE	APPROVED
A	INITIAL RELEASE	07/17/2019	MMILLER



UNLESS OTHERWISE SPECIFIED LEADING DIMENSIONS ARE INCHES DIMENSIONS IN [] ARE MILLIMETERS	
TOLERANCES:	FRACTIONS
X±.2 [5.08]	+1/32
XX±.01 [.25]	ANGLES ± 1°
XXX±.005 [.13]	
ALL DIMENSIONS SHOWN ARE FOR REFERENCE ONLY.	
THIRD-ANGLE PROJECTION	

(PE) PASTERNAK
an INFINITO brand

Pasternack Enterprises, Inc.
P.O. Box 16759, Irvine, CA 92623.
Phone: 1.949.261.1920 | 1.866.727.8376
Fax: 1.949.261.7451
www.pasternack.com | e-mail: sales@pasternack.com

CAGE CODE: 53919
DRAWN BY: BPUCHASKI
PART NUMBER: PE51MP1003

THE INFORMATION AND DESIGN IN THIS DOCUMENT IS THE PROPERTY OF PASTERNAK CORPORATION. ALL RIGHTS RESERVED.	
SHEET 1	OF 1
SCALE	N/A
REV	A

THESE COMMODITIES, TECHNOLOGY OR SOFTWARE WERE EXPORTED FROM THE UNITED STATES IN ACCORDANCE WITH THE EXPORT ADMINISTRATION REGULATIONS. DIVERSION CONTRARY TO U.S. LAW PROHIBITED.