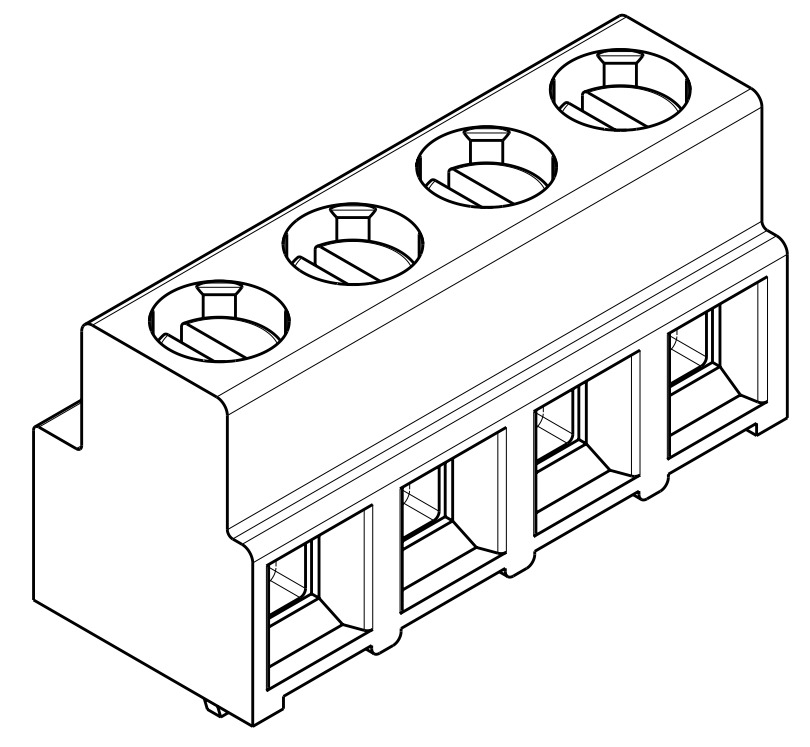
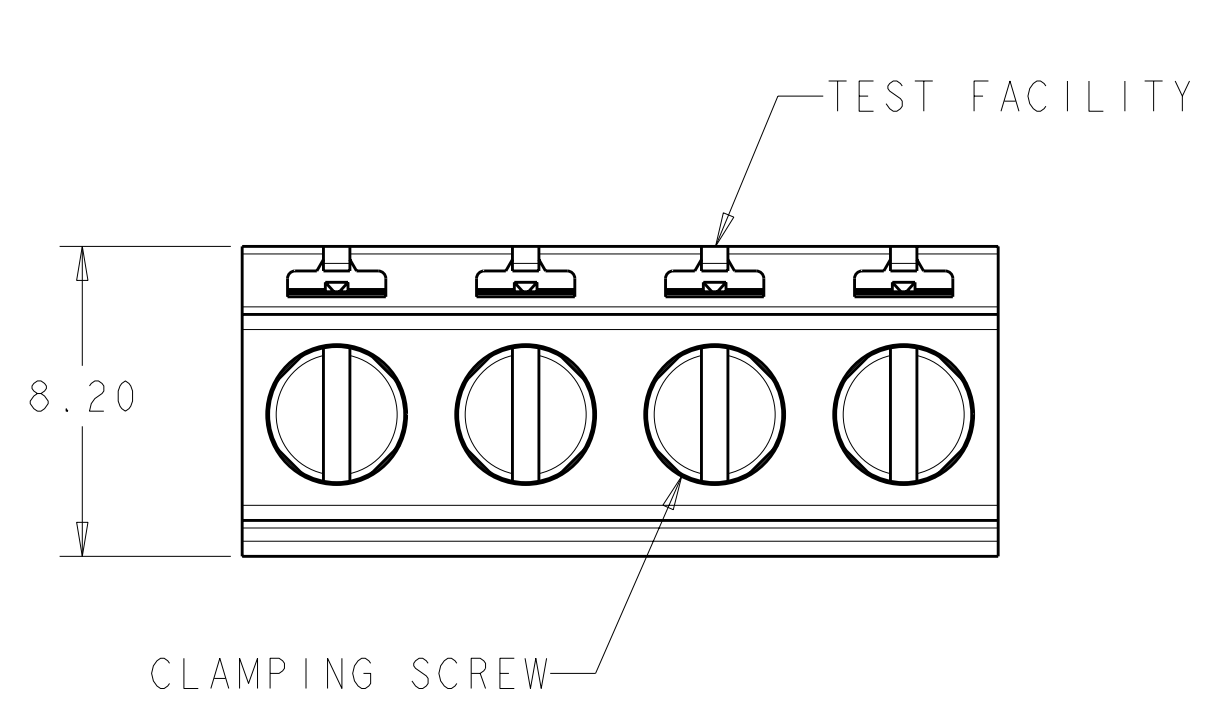
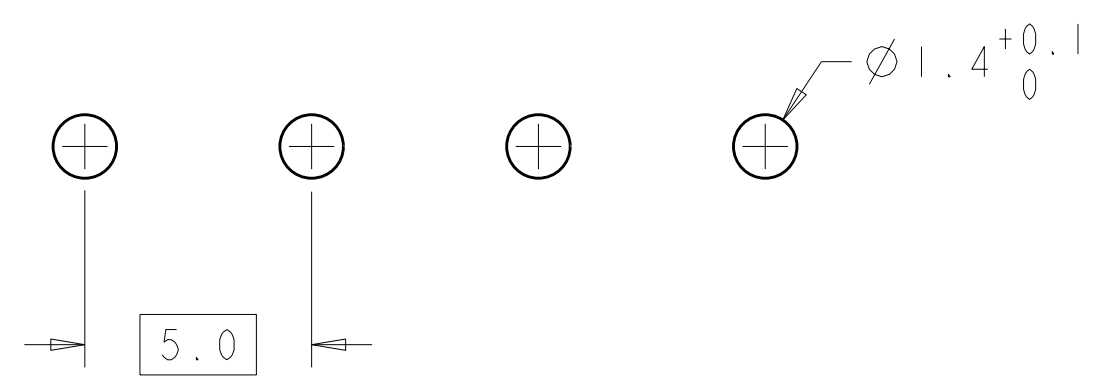
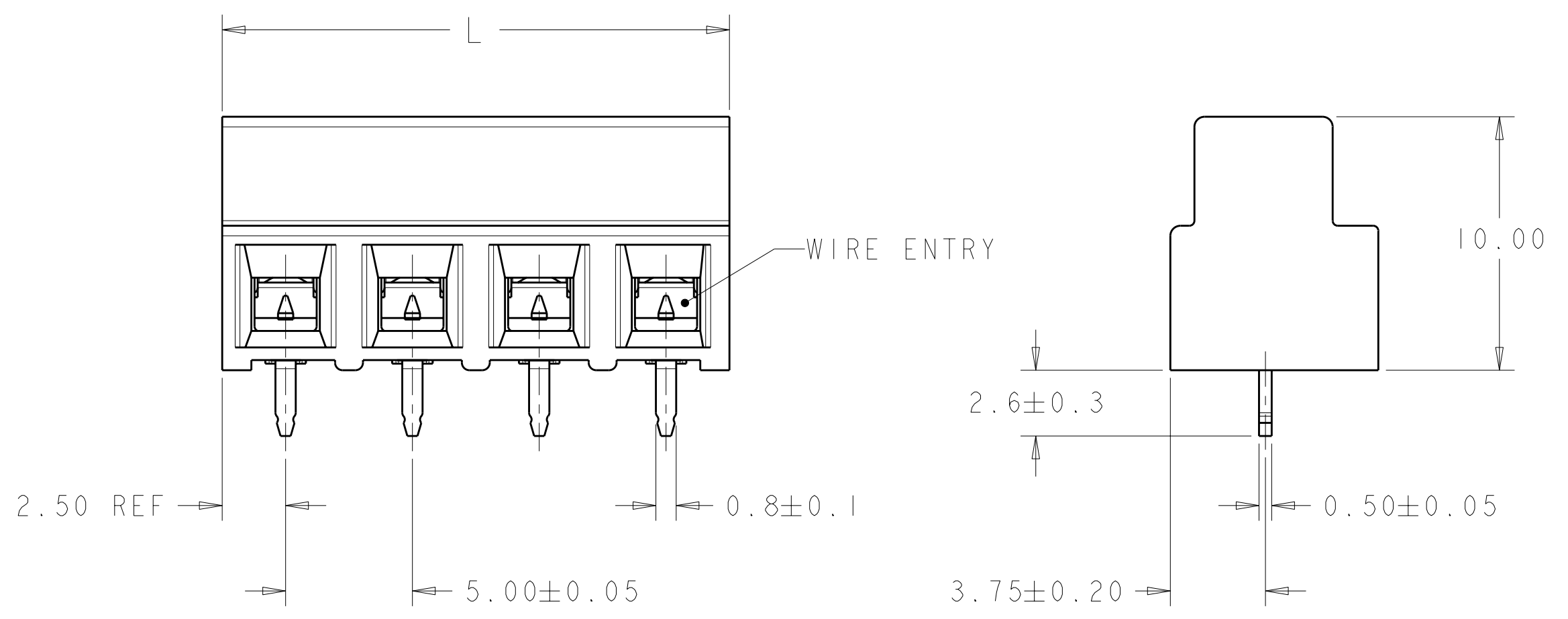


THIS DRAWING IS UNPUBLISHED. RELEASED FOR PUBLICATION 20
 © COPYRIGHT 20 ALL RIGHTS RESERVED.

LOC		DIST		REVISIONS			
P	LTR	DESCRIPTION	DATE	DWN	APVD		
FT	0	B4	REVISED PER ECO-11-010110	17MAY2011	HMR	CR	



1776895-4 AS SHOWN



RECOMMENDED PC BOARD LAYOUT

- 1. MATERIAL AND FINISH
 HOUSING: HIGH TEMPERATURE POLYAMIDE, UL 94V-0 RATED,
 COLOR: BLACK
 CLAMP: BRASS, NICKEL PLATED.
 TERMINAL: BRASS, TIN PLATED.
 CLAMPING SCREW: M3, BRASS, NICKEL PLATED.
- 2. END-TO-END STACKABLE WITHOUT LOSS OF CENTERLINE SPACING.
- 3. WIRE SIZE RANGE: 16-30 AWG, SOLID OR STRANDED.
- 4. TAPE AND REEL PACKAGED.
- 5. 24mm KAPTON DOT APPLIED TO PART

DRAWING IS RESTRICTED TO UTEC

PRELIMINARY	MATERIAL	THICKNESS	WIDTH	LENGTH
	PLASTIC	40.0	8	2-1776895-8
5	CORUGATED PAPER	40.0	8	1-1776895-8
	CORUGATED PAPER	40.0	8	1776895-8
	CORUGATED PAPER	35.0	7	19776895-7
	CORUGATED PAPER	20.0	4	1776895-4
	CORUGATED PAPER	15.0	3	1776895-3
	REEL MATERIAL	A	NO OF POSN	PART NUMBER

THIS DRAWING IS A CONTROLLED DOCUMENT.		DWN S. WELDON 06OCT2006	STE TE Connectivity	
DIMENSIONS: mm		CHK C. RICHARD 06OCT2006		
TOLERANCES UNLESS OTHERWISE SPECIFIED:		APVD C. RICHARD 06OCT2006	NAME TERMINAL BLOCK ASSEMBLY, PCB MOUNT, STACKING, SIDE WIRE ENTRY, WITH INTERLOCK, 5.00mm PITCH	
0 PLC ±.2		PRODUCT SPEC	SIZE A2	
1 PLC ±.15		APPLICATION SPEC	CAGE CODE 00779	DRAWING NO C-1776895
2 PLC ±0.000		WEIGHT	RESTRICTED TO	
3 PLC ±0.000		CUSTOMER DRAWING	SCALE 5:1	SHEET 1 OF 1
4 PLC ANGLES ±2°				REV B4
FINISH				