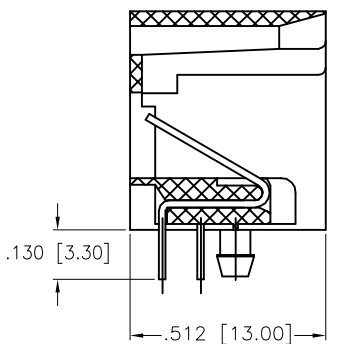
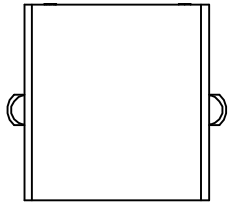
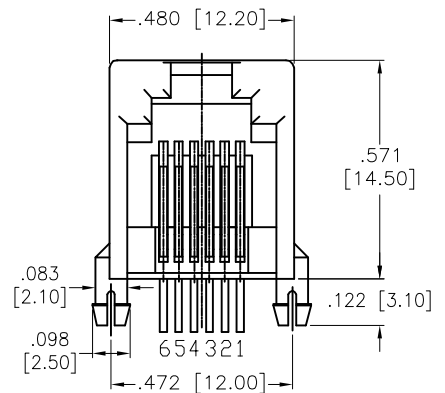


Rev	AWO #	Description	Date	Appr
-		RELEASED	10/4/04	
A		UPDATED SPECIFICATIONS	4/22/08	
B		REDRAWN	10/9/12	
C		UPDATED DRAWING	9/23/16	HR/RT
D		UPDATED DRAWING	12/11/18	HR/RC1

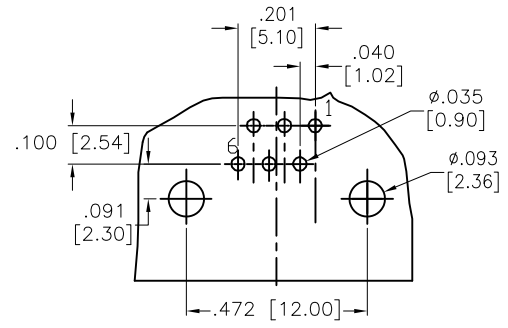
APPROVED: \_\_\_\_\_  
DATE: \_\_\_\_\_ TITLE: \_\_\_\_\_



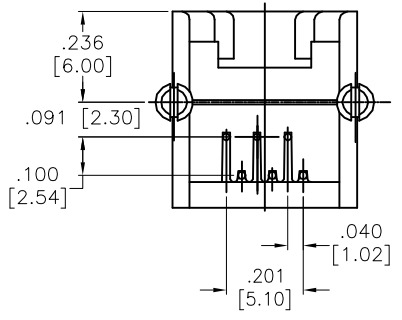
SECTION A-A



AL



RECOMMENDED PCB LAYOUT



**SPECIFICATIONS:**  
**Material:**  
 Insulator: PBT, rated UL 94V-0  
 Insulator color: Gray  
 Contacts: Phosphor Bronze  
**Plating:**  
 Round contact  
 Gold over Nickel underplate overall  
 Flat contact  
 Gold over Nickel underplate on contact area,  
 Tin over Nickel underplate on solder tails  
**Electrical:**  
 Voltage rating: 150 VAC RMS  
 Current rating: 1.5 Amp  
 Contact resistance: 20 mohms max.  
 Insulation resistance: 1,000 Mohms min. @ 500 VDC  
 Dielectric withstanding voltage: 1,000 VAC or 1,500 VDC RMS for 1 minute  
**Temperature Rating:**  
 Operating temperature: -40°C to +85°C  
**Environmental:**  
 Lead free, RoHS compliant.



UNLESS OTHERWISE SPECIFIED ALL DIMENSIONS ARE INCHES [MM] TOLERANCES: EXCEPT AS NOTED			
INCHES		HOLES	
.X	± .10	Ø.X	± .10
.XX	± .020	Ø.XX	± .015
.XXX	± .015	Ø.XXX	± .010
APPROVALS		DATE	
DRAWN	SS	10/4/04	
CHECKED			
APPROVED			

	909 Rahway Avenue, Union, NJ 07083 Phone: 908-687-5000 Fax: 908-687-5710	
	TITLE MODULAR TELEPHONE JACK, 6P6C RIGHT ANGLE, PCB	
SIZE X	PART NO. MTJ-662BX2	REV. D
REF: S00005C	SCALE: NTS	SHEET 1 OF 1

6

5

4

3

2

1

D

C

B

A

6

5

4

3

2

1