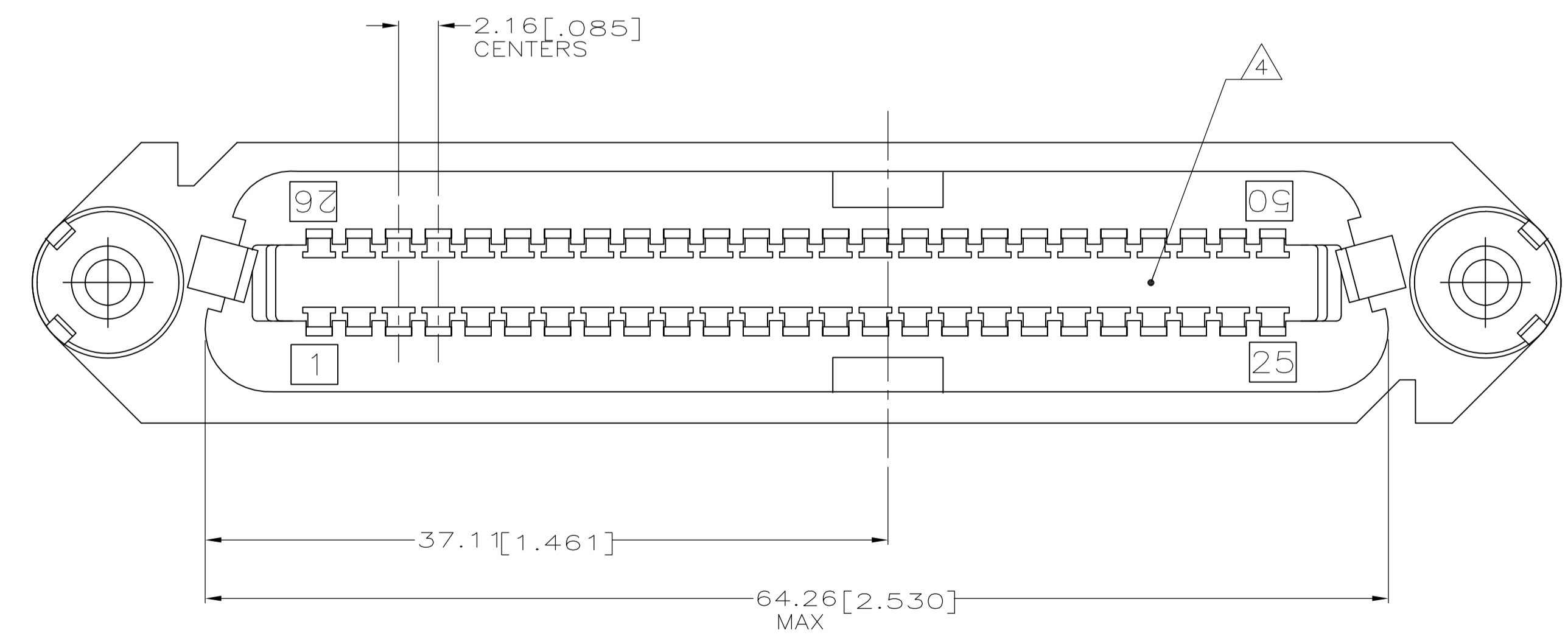
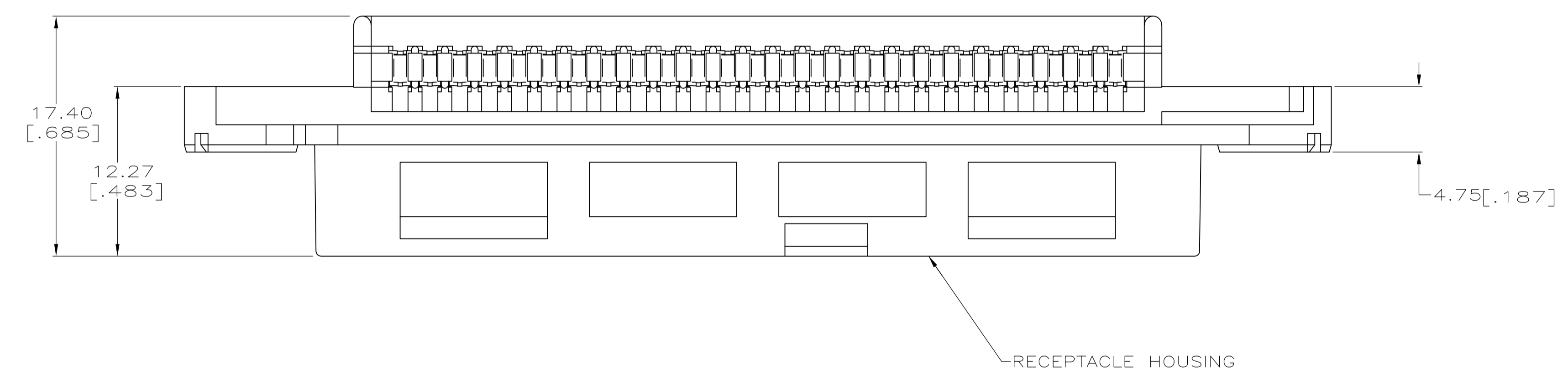
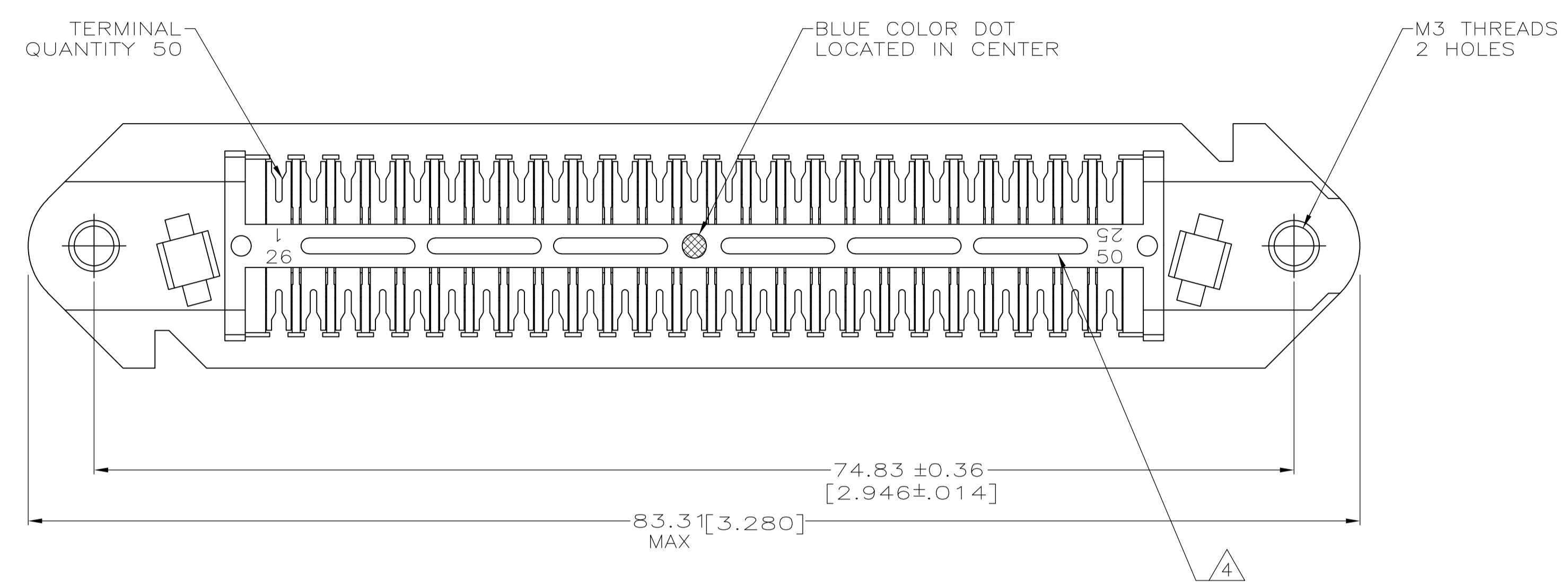


LOC		DIST		REVISIONS			
GP	00	REV	DATE	BY	CHKD	APVD	
C		REVISED PER ECO-08-007327	05SEP08	BM	WM		

1. THE CONTACT SURFACES OF THE TERMINALS ARE COATED WITH LUBRICANT.
2. DIMENSIONS ARE MAXIMUM UNLESS OTHERWISE SPECIFIED.
3. MATERIAL: HOUSING - POLYPHENYLENE OXIDE, BLACK. TERMINAL - HIGH STRENGTH COPPER ALLOY PLATED WITH $0.76\mu\text{m}$ [.000030] MIN GOLD OR GOLD FLASH OVER PALLADIUM NICKEL PLATE, $0.76\mu\text{m}$ [.000030] MIN TOTAL ON MATING SURFACE, OVER $1.27\mu\text{m}$ [.000050] MIN NICKEL PLATING.
4. CORING MAY OR MAY NOT APPEAR AND IS AT THE DISCRETION OF AMP INCORPORATED.
5. WIRE SIZE: 24 & 26 AWG SOLID & 24 AWG 7 STRAND COPPER CONDUCTORS. MAXIMUM INSULATION DIAMETER OF 1.15 [.045] IS ACCEPTABLE FOR MOST APPLICATIONS.



1116550-1
PART NUMBER

THIS DRAWING IS A CONTROLLED DOCUMENT.		DIN DL DRUMMOND 19-MAR-99	Tyco Electronics Corporation Harrisburg, PA 17105-3608	
DIMENSIONS: mm [INCHES]		CHK DL DRUMMOND 22-MAR-99	NAME AM FLETCHER	
TOLERANCES UNLESS OTHERWISE SPECIFIED:		PRODUCT SPEC		RECEPTACLE ASSEMBLY, 50 POSITION, B-SLOT, WITH M3 THREADS
0. PLC	± .01	APPLICATION SPEC		SIZE A1
1. PLC	± .01	WEIGHT		CAGE CODE 00779
2. PLC	± .01	CUSTOMER DRAWING		DRAWING NO. 1116550
3. PLC	± .01	SCALE		4:1
4. PLC	± .01	SHEET		1 OF 1
ANGLES	± .01	REV		C