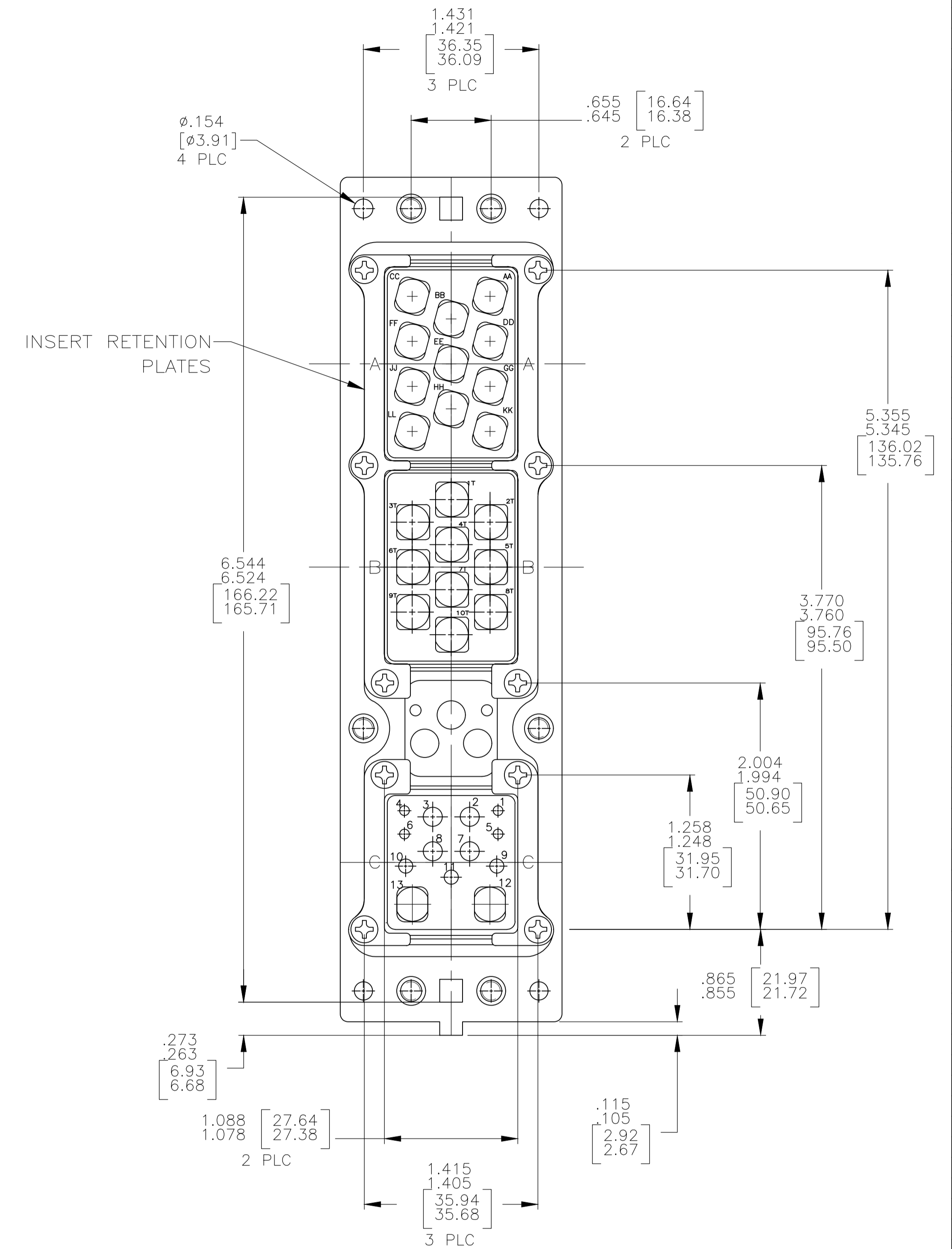
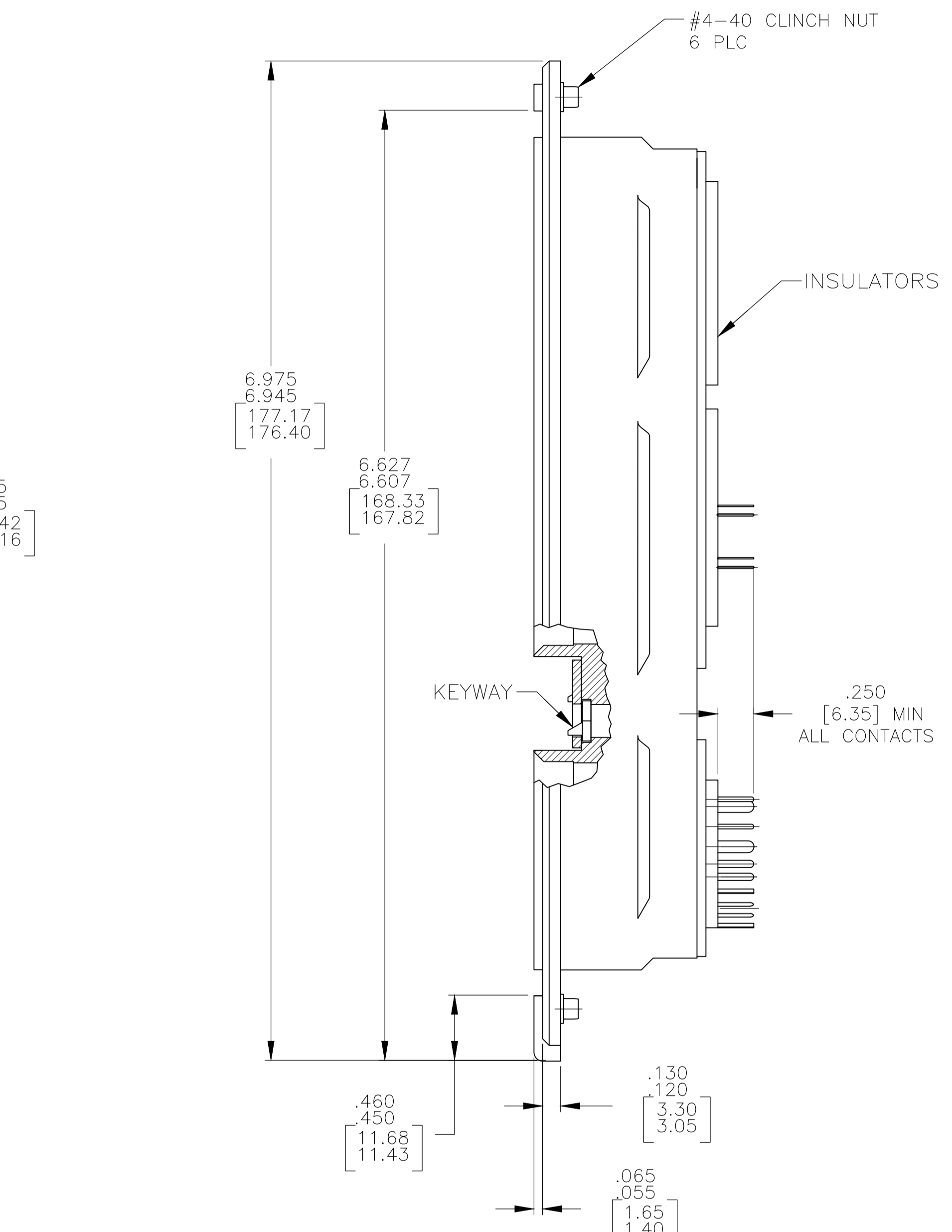
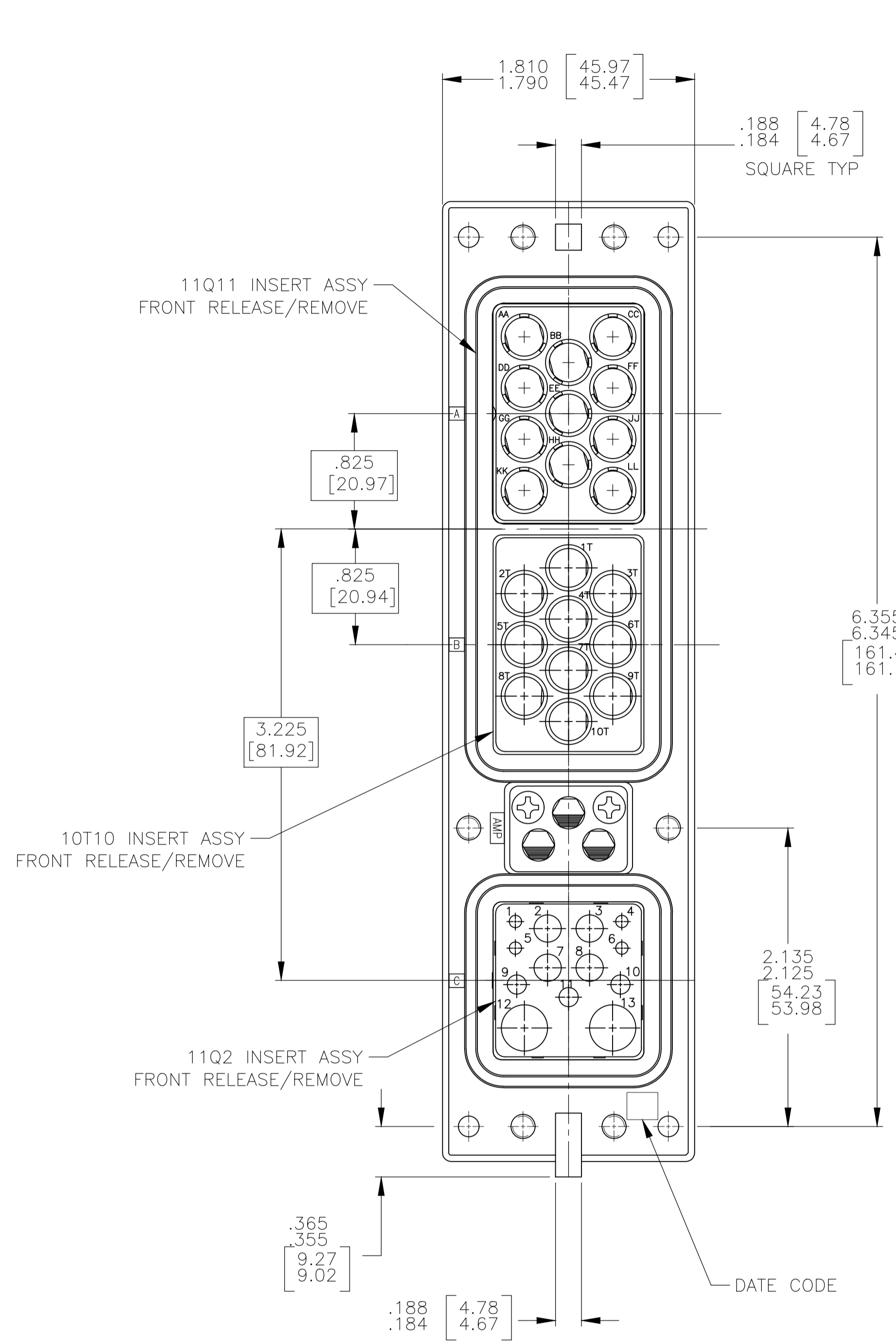


REVISIONS				
P	LTR	DESCRIPTION	DATE	APPD
B		REVISED PER ECO-17-018523	19JAN2018	PHM CT



- CONNECTOR DIMENSIONS ARE PER ARINC 600 SPECIFICATION
- CONNECTOR IS SUPPLIED WITH A DUST COVER INSTALLED (NOT SHOWN).
- KEYING SHOWN IN POSITION "01" FOR REFERENCE ONLY. SEE TABLE FOR KEYING POSITION. FOR POSITION "00" KEYING SHIPPED UNASSEMBLED.
- CONTACTS NOT SHOWN IN FRONT & REAR VIEWS FOR CLARITY.

COMPONENT	MATERIAL	FINISH
SHELL	DIE CAST ALUMINUM PER ASTM-B-85	CHROMATE CONVERSION PER MIL-C-5541, TYPE II, CLASS 3
INSERT RETENTION PLATES	ALUMINUM ALLOY PER ASTM-B-209	CHROMATE CONVERSION PER MIL-C-5541, TYPE II, CLASS 3
SCREWS	STEEL OR STAINLESS STEEL	STAINLESS STEEL OR PASSIVATED
POLARIZING KEYS	ZINC ALLOY PER ASTM-B-86	-
11Q2 INSERT	THERMOSET OR THERMOPLASTIC PPS PER MIL-M-24519	-
POLARIZING KEY RETAINING PLATE	ALUMINUM ALLOY PER ASTM-B-209	BLUE ANODIZED PER MIL-A-8625
11Q11 & 10T10 INSERTS	ALUMINUM ALLOY PER ASTM-B-209	ELECTROLESS NICKEL PER MIL-C-26074

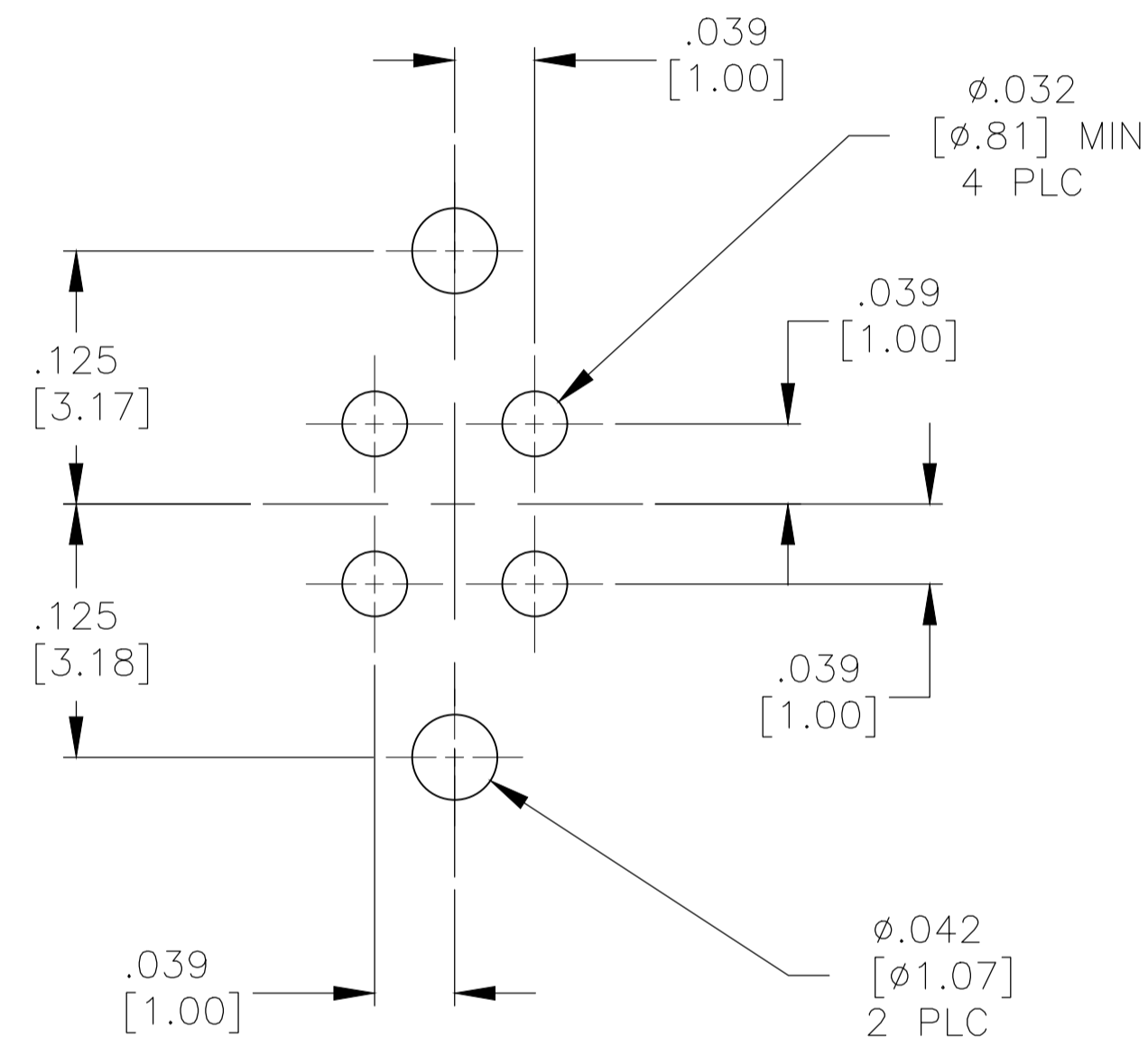
01	MODULE A 1663983-1 (SIZE 8 FR QUADRAX FILLER PLUG) QTY=9 IN POSITIONS: AA,BB,CC,DD,FF,GG,HH,KK & LL MODULE B 1663983-3 (SIZE 8 FR COAX FILLER PLUG) QTY=6 IN POSITIONS: 1T,2T,3T,4T,7T & 10T 448540-2 (SIZE COAX POSTED CONTACT) QTY=4 IN POSITIONS: 5T,6T,8T & 9T	1883734-1
	MODULE C 1-448138-5 (SIZE 20 POSTED CONTACT) QTY=4 1-448139-1 (SIZE 16 POSTED CONTACT) QTY=3 448140-3 (SIZE 12 POSTED CONTACT) QTY=4 1445626-4 (SIZE 8 QUADRAX POSTED CONTACT) QTY=2	
KEYING POSITION	CONTACTS INCLUDED AND INSTALLED	PART NUMBER

THIS DRAWING IS A CONTROLLED DOCUMENT. **STE** TE Connectivity Ltd.

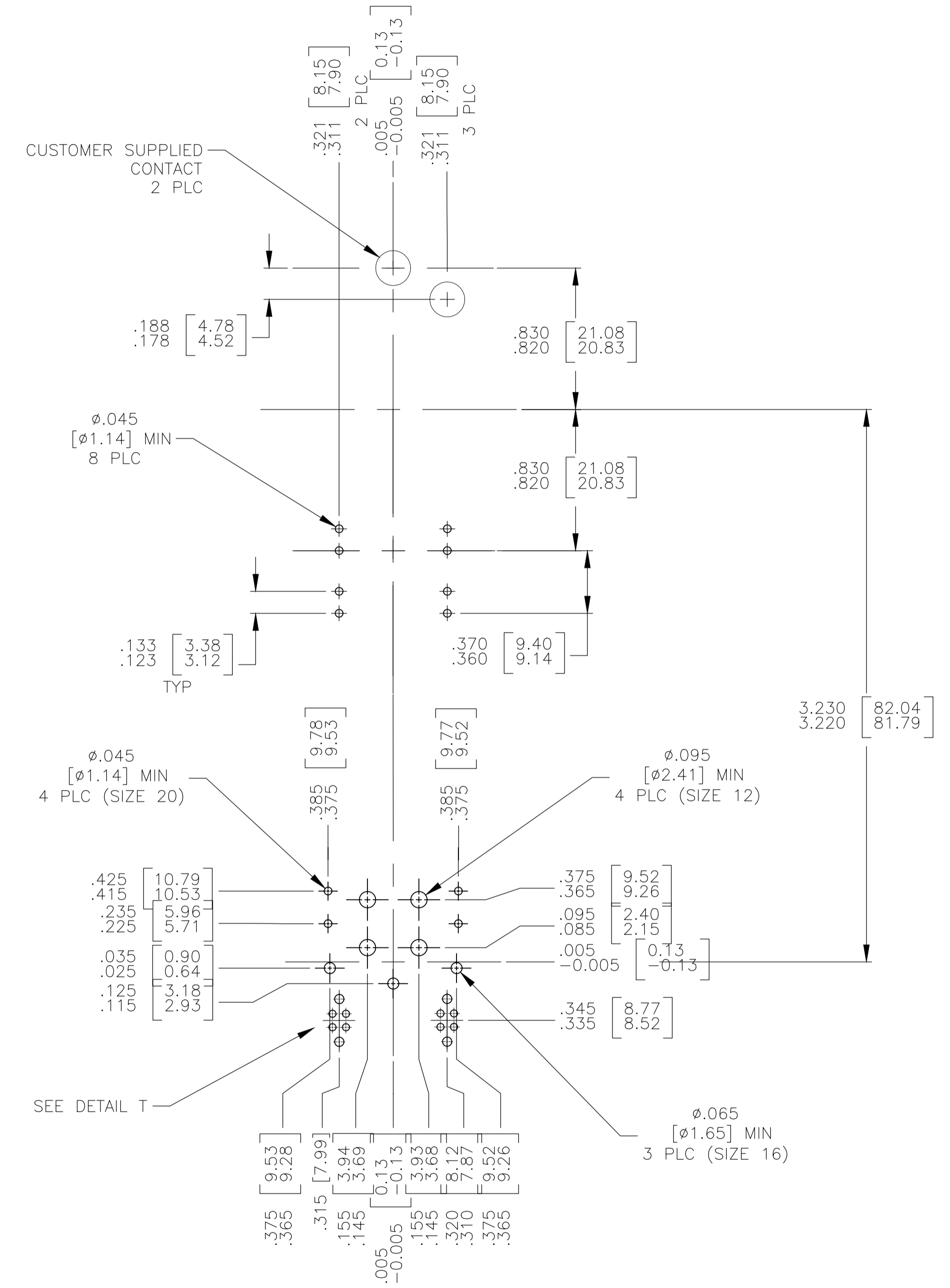
DIMENSIONS: INCHES	TOLERANCES UNLESS OTHERWISE SPECIFIED:	APPROVED: K. HOGAN	NAME: RCPT ASSY, SIZE 2, ARINC 600 (11Q11/10T10/11Q2)
0 PLC ± .005	1 PLC ± .005	DATE: 11-7-06	SIZE: A1
2 PLC ± .005	3 PLC ± .005	PRODUCT SPEC: RCPT ASSY, SIZE 2, ARINC 600 (11Q11/10T10/11Q2)	SCALE: 1.5:1
4 PLC ± .005	ANGLES ± .005	APPLICATION SPEC: RCPT ASSY, SIZE 2, ARINC 600 (11Q11/10T10/11Q2)	SHEET 1 OF 2
MATERIAL: SEE TABLE	FINISH: SEE TABLE	WEIGHT: --	REV B

CUSTOMER DRAWING SCALE 1.5:1 SHEET 1 OF 2 REV B

REVISIONS				
P	LTR	DESCRIPTION	DATE	OWN
B		SEE SHEET 1	-	-



DETAIL T
 SCALE 10:1
 2 PLC



THIS DRAWING IS A CONTROLLED DOCUMENT.		DWN C.C.THOMAS 10-27-06	TE Connectivity Ltd.
DIMENSIONS: INCHES		CHK K.HOGAN 10-27-06	
TOLERANCES UNLESS OTHERWISE SPECIFIED:		NAME K.HOGAN 10-27-06	RCPT ASSY,SIZE 2,ARINC 600 (11Q11/10T10/11Q2)
0 PLC ± - 1 PLC ± - 2 PLC ± - 3 PLC ± .005 [0.13] 4 PLC ± - ANGLES ± -	PRODUCT SPEC APPLICATION SPEC	SIZE A1	RESTRICTED TO
MATERIAL SEE TABLE	FINISH SEE TABLE	WEIGHT -	CAGE CODE 00779
CUSTOMER DRAWING		DRAWING NO 1883734	SCALE 1.5:1 SHEET 1 OF 2 REV B