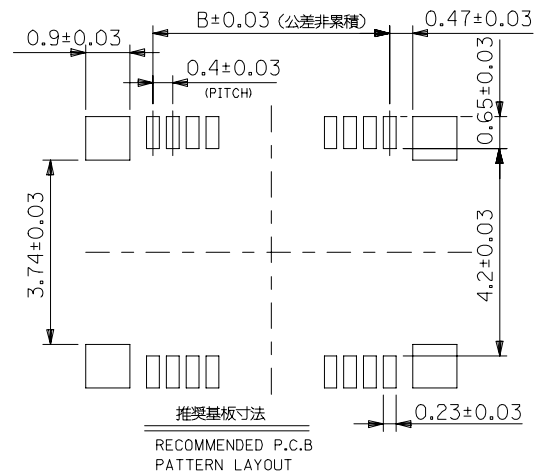
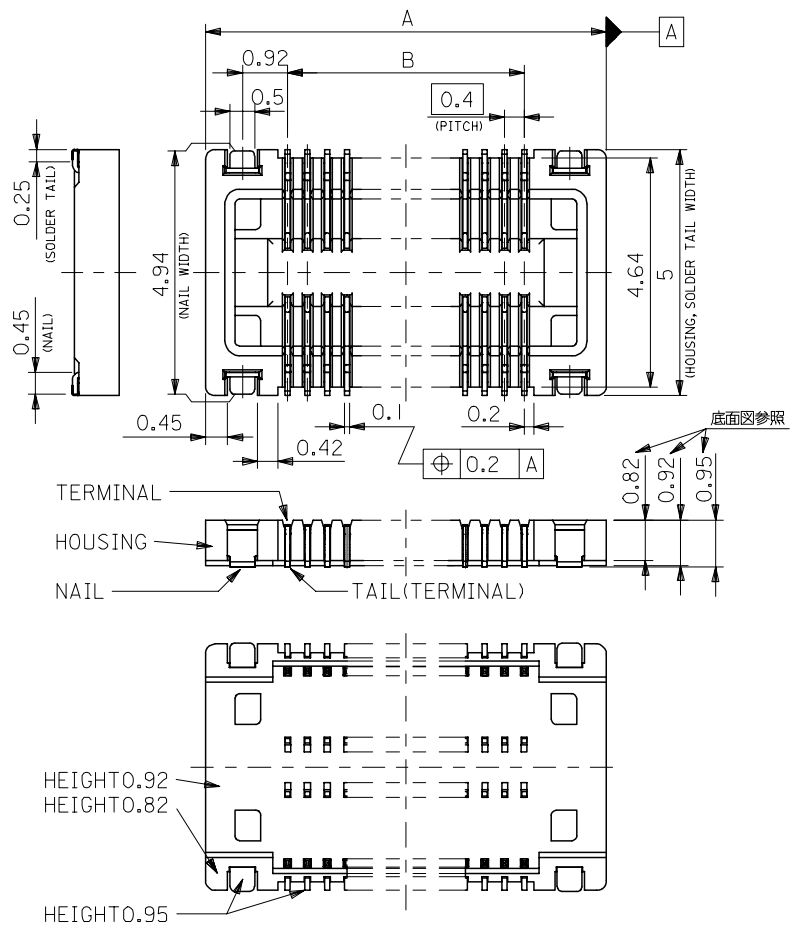


注記
NOTES

- 材質 MATERIAL
ハウジング : 液晶ポリマー-UL94V-0 色:黒
HOUSING : LIQUID CRYSTAL POLYMER [LCP]
UL94V-0, COLOR : BLACK
ターミナル : 銅合金
TERMINAL : COPPER ALLOY
ネール : 銅合金
NAIL : COPPER ALLOY
- メッキ仕様 PLATING
接点部 : 金メッキ 0.1μm
CONTACT AREA : GOLD PLATING 0.1μm
半田付け部 : 金メッキ 0.1μm
SOLDER TAIL AREA : GOLD PLATING 0.1μm
下地メッキ : ニッケルメッキ 1.0μm
UNDER PLATING : NICKEL PLATING 1.0μm
ネール : 錫メッキ 1.0μm
NAIL : TIN PLATING 1.0μm
下地メッキ : ニッケルメッキ 0.5μm
UNDER PLATING : NICKEL PLATING 0.5μm
- テール及びネールの平坦度は 0.1 以下
TAIL AND NAIL COPLANARITY : 0.1 MAX.
- 嵌合相手 : 500027 シリーズ
MATE WITH : 500027 SERIES
- 本製品は500024-**08の黒ハウジングタイプである。
THIS PRODUCT IS BLACK HOUSING TYPE OF 500024-**08.



18.94	15.6	500024-8099	80
15.74	12.4	500024-6499	64
12.94	9.6	500024-5099	50
7.74	4.4	500024-2499	24
6.14	2.8	500024-1699	16
A	B	MATERIAL No.	CIRCUIT

500024-**99 MODEL NO.

RELEASED EC NO: J2005-2583 DRAWN: K.SUZUKI 2005/03/09 CHECKED: CHYK: NUKITA 2005/03/10 APPR: NUKITA 2005/03/18 REV: 0	GENERAL TOLERANCES (UNLESS SPECIFIED)		DIMENSION STYLE MM ONLY		SCALE ---	DESIGN UNITS METRIC	THIRD ANGLE PROJECTION
	10 UNDER	±0.2	DRAWN BY K. SUZUKI	DATE 2005/03/09	TITLE 0.4MM PITCH B/B CONN H=0.95 REC HSG ASSY -LEAD FREE-		
	10 OVER 30 UNDER	±0.25	CHECKED BY N. UKITA	DATE 2005/03/09	MOLEX INCORPORATED		
	30 OVER	±0.3	APPROVED BY N. UKITA	DATE 2005/03/09	DOCUMENT NO. SD-500024-026	SHEET NO. 1 OF 2	
	ANGULAR	±3 °	MATERIAL NO. SEE CHART				
DRAFT WHERE APPLICABLE MUST REMAIN WITHIN DIMENSIONS		THIS DRAWING CONTAINS INFORMATION THAT IS PROPRIETARY TO MOLEX INCORPORATED AND SHOULD NOT BE USED WITHOUT WRITTEN PERMISSION					

10 9 8 7 6 5 4 3 2 1

F

F

E

E

D

D

C

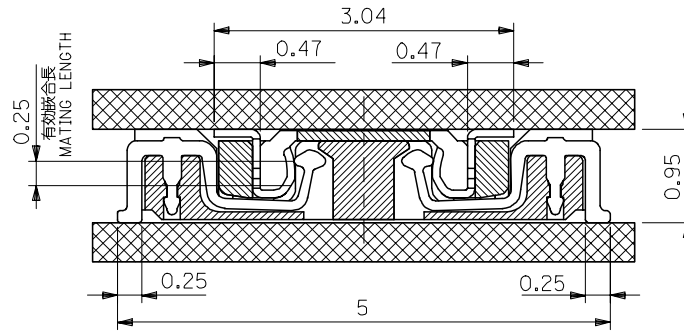
C

B

B

A

A



嵌合断面図 (参考)
MATED DRAWING

RELEASED EC NO: J2005-2583 DRW: KENSUJIKI 2005/03/09 CHK: NUKITA 2005/03/10 APPR: NUKITA 2005/03/18	GENERAL TOLERANCES (UNLESS SPECIFIED)		DIMENSION STYLE MM ONLY		SCALE ---	DESIGN UNITS METRIC	THIRD ANGLE PROJECTION	
	10 UNDER	±0.2	DRAWN BY K. SUZUKI	DATE 2005/03/03	TITLE 0.4MM PITCH B/B CONN H=0.95 REC HSG ASSY -LEAD FREE-			
	10 OVER 30 UNDER	±0.25	CHECKED BY N. UKITA	DATE 2005/03/03				
	30 OVER	±0.3	APPROVED BY N. UKITA	DATE 2005/03/03	MOLEX INCORPORATED			
	ANGULAR	±3 °	MATERIAL NO.	DOCUMENT NO.				
DRAFT WHERE APPLICABLE MUST REMAIN WITHIN DIMENSIONS		SEE CHART		SD-500024-026		2 OF 2		

9

8

7

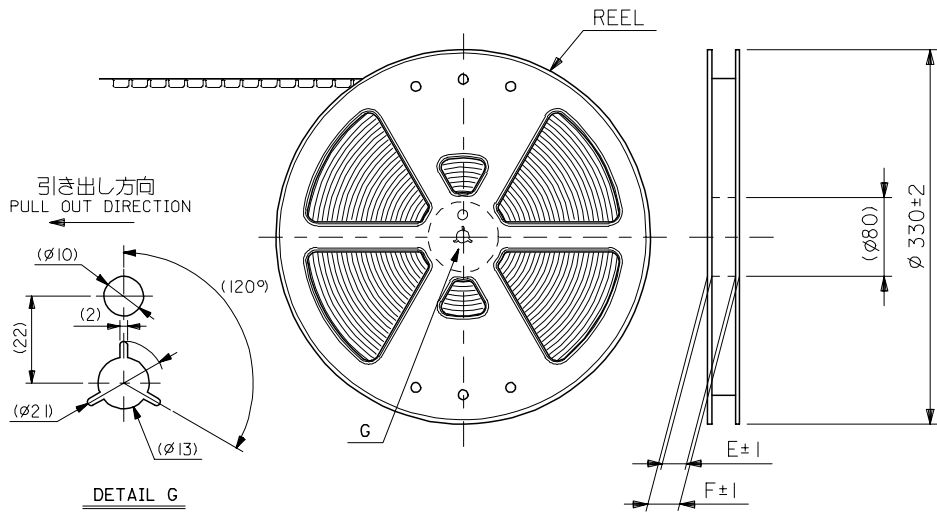
6

5

4

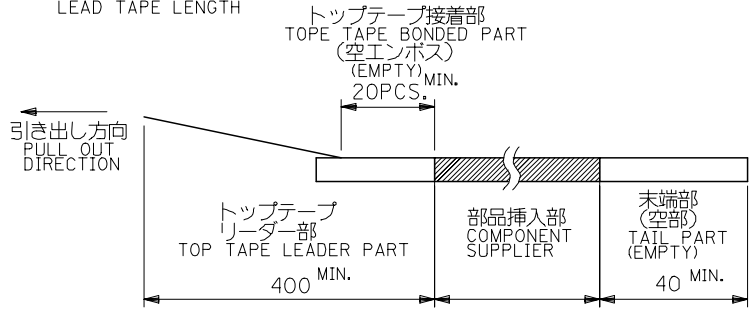
3

2



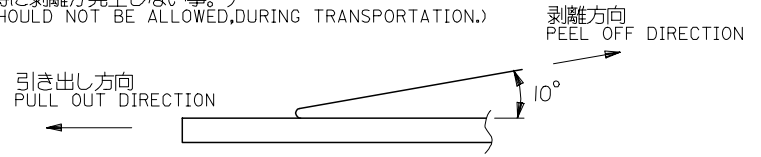
注)
NOTES

- 製品番号 500024-**99 詳細寸法については、製品単体図面を参照下さい。
IN THE PACKAGE PART NUMBER 500024-**99 DETAILED DIMENSIONS, SEE SALES DRAWING FOR CONNECTOR.
- 梱包数量：2000個/リール
NUMBER OF CONNECTORS : 2000 PCS/REEL.
- リードテープ長さ
LEAD TAPE LENGTH



- トップテープの剥離強度：(剥離方向は下図参照)
PEELING OFF FORCE OF TOP TAPE (PELLING DIRECTION AS SHOWN IN FOLLOWING FIGURE.)
0.1~1.3N {10~130gf}

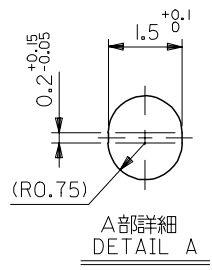
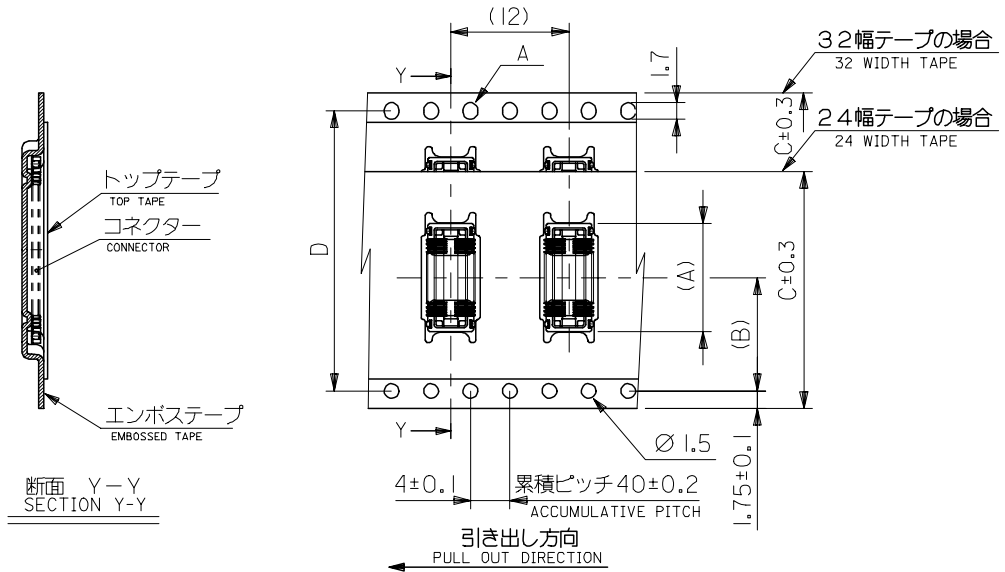
尚、本規格値は、出荷時に適用。
THIS REQUIREMENT SHOULD BE APPLIED AT SHIPMENT.
(但し、輸送時に剥離が発生しない事。)
(PEEL OFF SHOULD NOT BE ALLOWED, DURING TRANSPORTATION.)



- 材料
MATERIAL
キャリアテープ：ポリプロピレン (PP)
CARRIER TAPE: POLYPROPYLENE (PP)
トップテープ：PET, PE, PEF
TOP TAPE: PET, PE, PEF
リール：ポリスチレン
REEL : POLYSTYRENE
- 本製品は500024-**71の黒ハウジングタイプである。
THIS PRODUCT IS BLACK HOUSING TYPE OF 500024-**71.

500024-**91 MODEL NO.

RELEASED EC NO: J2005-2583 DRAWN: KENSUJUKI 2005/03/09 CHKD: NUKITA 2005/03/10 APPR: NUKITA 2005/03/18	GENERAL TOLERANCES (UNLESS SPECIFIED)		DIMENSION STYLE MM ONLY		SCALE ---	DESIGN UNITS METRIC	THIRD ANGLE PROJECTION	
	10 UNDER	±0.2	DRAWN BY K. SUZUKI	DATE 2005/03/09	TITLE 0.4B/B H=1.0 REC. TAPING PACKAGE -LEAD FREE-			
	10 OVER 30 UNDER	±0.25	CHECKED BY N. UKITA	DATE 2005/03/03				
	30 OVER	±0.3	APPROVED BY N. UKITA	DATE 2005/03/03	MOLEX INCORPORATED			
	ANGULAR	±3 °	MATERIAL NO.	DOCUMENT NO. SD-500024-027				
0	DRAFT WHERE APPLICABLE MUST REMAIN WITHIN DIMENSIONS		SIZE A3		THIS DRAWING CONTAINS INFORMATION THAT IS PROPRIETARY TO MOLEX INCORPORATED AND SHOULD NOT BE USED WITHOUT WRITTEN PERMISSION			



18.94	14.2	32	28.4	33.4	37.4	500024-8099	500024-8091	80
15.74	14.2		28.4			500024-6499	500024-6491	64
12.94	11.5		—			500024-5099	500024-5091	50
7.74	11.5	24	—	25.4	29.4	500024-2499	500024-2491	24
6.14	11.5		—			500024-1699	500024-1691	16
(A)	(B)	C	D	E	F	CONNECTOR	MATERIAL No.	CIRCUIT

RELEASED EC NO: J2005-2583 DRAWN: KENSUJIKI 2005/03/09 CHKD: NUKITA 2005/03/10 APPR: NUKITA 2005/03/18	GENERAL TOLERANCES (UNLESS SPECIFIED)		DIMENSION STYLE MM ONLY		SCALE ---	DESIGN UNITS METRIC	THIRD ANGLE PROJECTION	
	10 UNDER	±0.2	DRAWN BY K. SUZUKI		DATE 2005/03/03		TITLE 0.4B/B H=1.0 REC. TAPING PACKAGE -LEAD FREE-	
	10 OVER 30 UNDER	±0.25	CHECKED BY N. UKITA		DATE 2005/03/03		MOLEX INCORPORATED	
	30 OVER	±0.3	APPROVED BY N. UKITA		DATE 2005/03/03		DOCUMENT NO. SD-500024-027	
	ANGULAR	±3 °	MATERIAL NO. SEE CHART		SHEET NO. 2 OF 2			
0	DRAFT WHERE APPLICABLE MUST REMAIN WITHIN DIMENSIONS		SIZE A3		THIS DRAWING CONTAINS INFORMATION THAT IS PROPRIETARY TO MOLEX INCORPORATED AND SHOULD NOT BE USED WITHOUT WRITTEN PERMISSION			