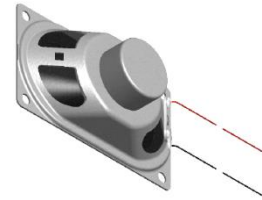




PUIaudio



Data Sheet

AS07104PO-LW152-WR-R

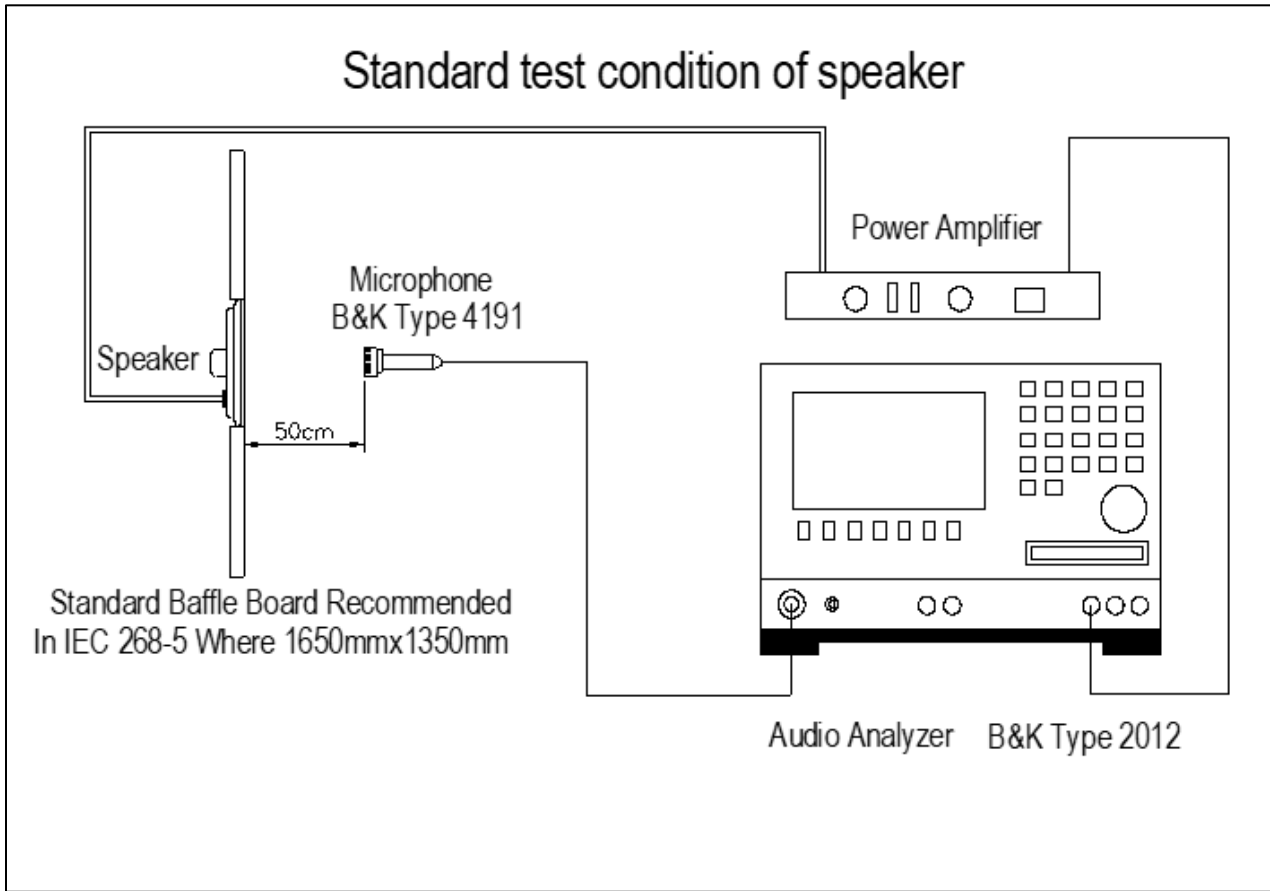
Features:

- 71mm x 41mm x 25mm oval shape
- 4 Ω impedance, 3W rated input power
- Water resistant coating
- 152mm (6 in) lead wires

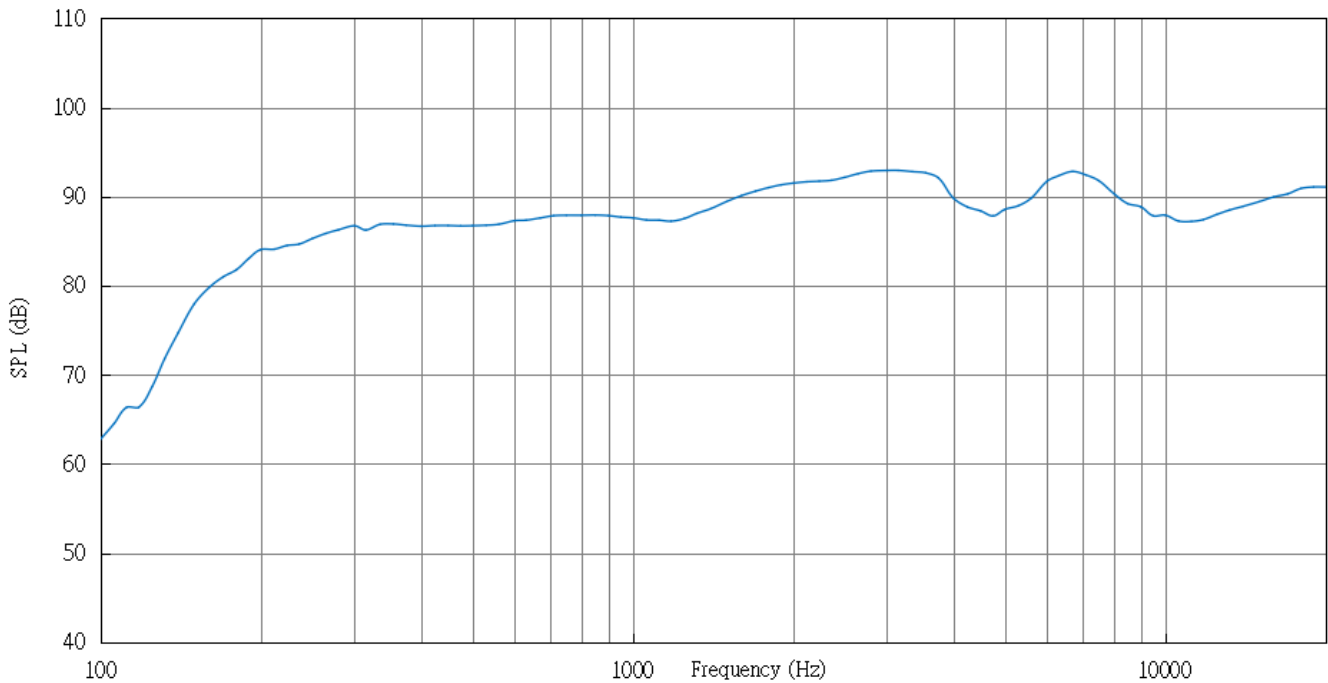
Specifications

| Parameters | Values | Units |
|--|--|----------------|
| Rated Input Power | 3 | Watts |
| Max Input Power | 5 | Watts |
| Impedance | 4 \pm 15% | Ohms |
| Output SPL at 1W/50cm (At 0.8, 1.0, 1.2, 1.5 kHz) | 86 \pm 3 | dB |
| Resonant Frequency | 250 \pm 70 | Hz |
| Frequency Range | 100 ~ 20,000 | Hz |
| THD | < 5% | - |
| Frame Material | Metal | - |
| Magnet Material | NdFeB | - |
| Diaphragm Material | Treated Paper | - |
| Terminal Material | Lead Wires | UL1571 AWG #26 |
| Weight | 38 | Grams |
| Acceptable Soldering Methods | Hand Solder | - |
| Polarity | Cone will move forward with positive (+) DC current applied to positive (red) terminal | - |
| Storage Temperature | -30 ~ +70 | $^{\circ}$ C |
| Operating Temperature | -20 ~ +60 | $^{\circ}$ C |
| Environmental Compliances | ROHS/REACH | - |

Measurement Method



Typical Frequency Response (Measured at 50cm, 1W)



Typical Thiele-Small Parameters (based on Golden Sample, up to 20% variance is normal)

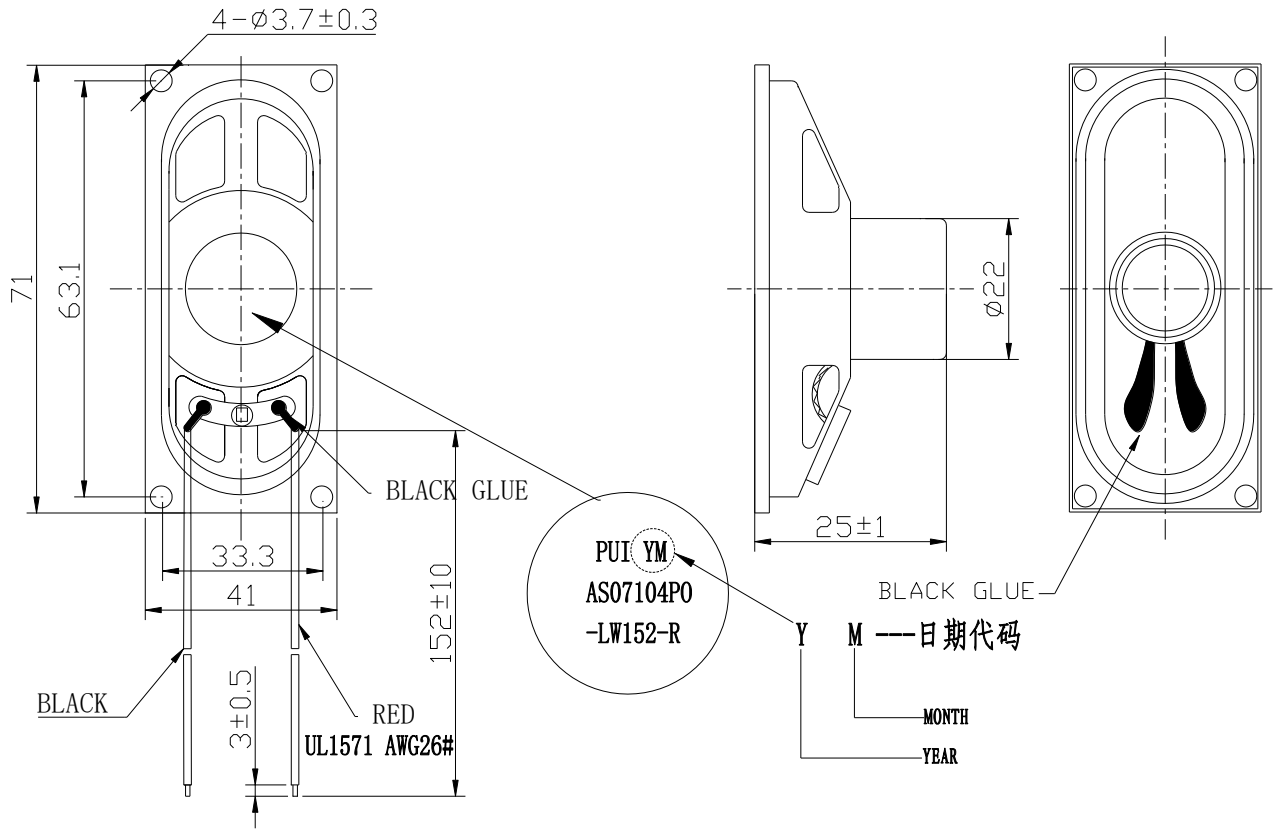
| Specification | Value | Description |
|---------------|--------|-------------------------------------|
| Re | 3.686 | DC resistance |
| Le | 0.1108 | Inductance @ 10 kHz |
| Fs | 365.4 | Resonant Frequency |
| Mms | 1.378 | Moving Mass |
| Bl | | Magnet Force Factor |
| Qms | 5.807 | Mechanical Q-factor |
| Qes | 8.232 | Electrical Q-factor |
| Qts | 3.405 | Total Q-factor |
| Vas | 0.1092 | Equivalent Air Volume of Suspension |
| Xmax | | One-Way Voice Coil Travel |

Reliability Testing

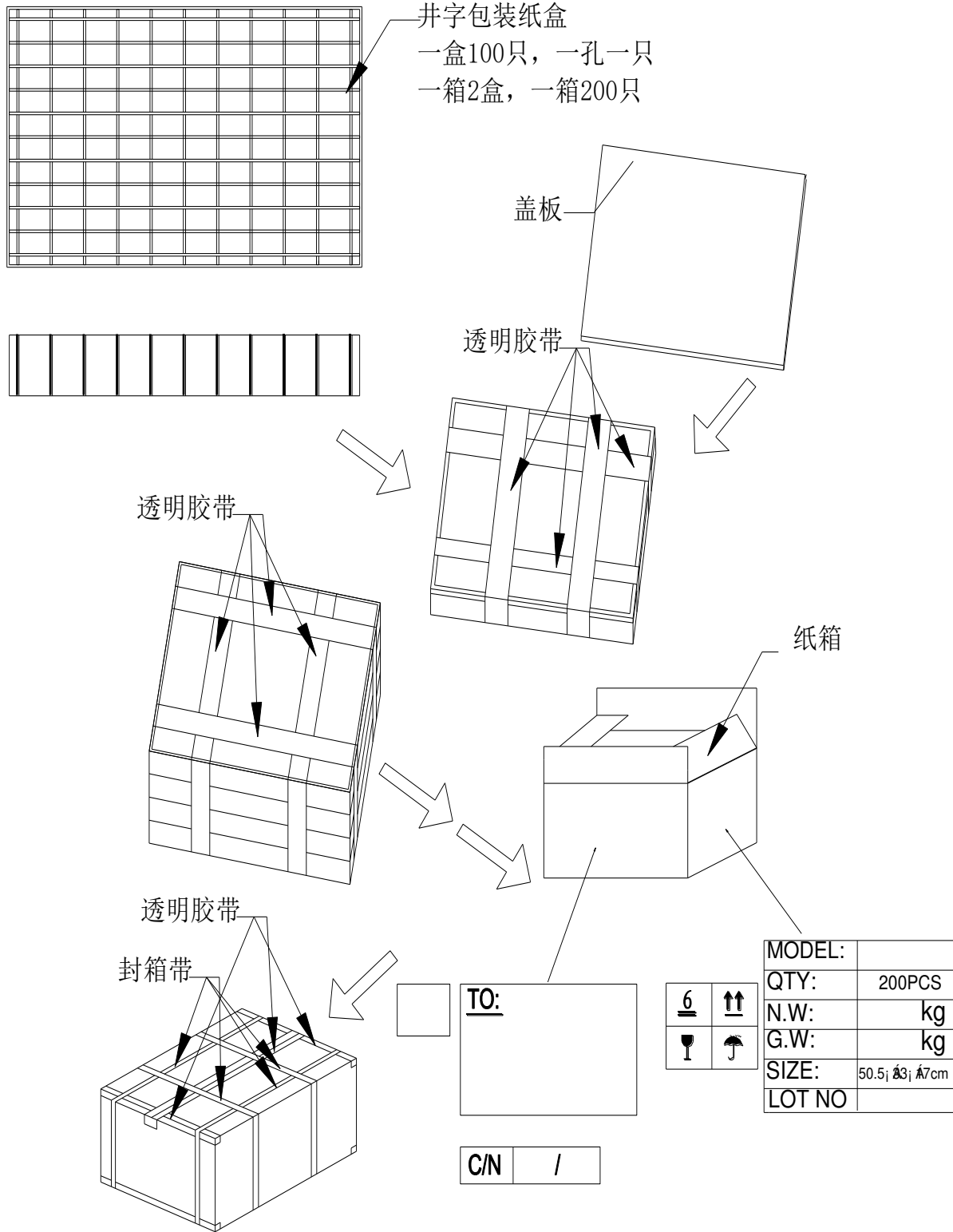
| Type of Test | Test Specifications |
|---------------------------|--|
| High Temperature Test | Keep 96 hours at +70°C±3°C and leave 3 hours in normal temperature and then check |
| Low Temperature Test | Keep 96 hours at -30°C±3°C and leave 3 hours in normal temperature and then check |
| Humidity Test | Keep 96 hours at + 40°C±3°C relative humidity 95% and leave 3 hours in normal temperature and then checked. |
| Temperature Cycle Testing | Low temperature: -30°C±3°C, temperature:+70°C±3°C, cycle: 1 hour/cycle each, and then keep 5 cycles in a room. |
| Vibration Test | 10~55~10Hz sin-wave sweep 15min. 5G(constant) X,Y, Z 3 direction. 2 hours each, total 6 hours. |
| Max Power Test | Max power 1 min on – 2 min off 10 cycles. |
| Drop Test | Free drop from 100cm height to a board of 20mm thick x,y, z 6 direction. 1 times each, total 6 times |
| Load Test | Rated Power white noise is applied for 96 hours |

After tests, part SPL shall be within ±3dB.

Dimensions (Red Wire +)



Packaging



Specifications Revisions

| Revision | Description | Date |
|-----------------|---|-------------|
| A | RELEASED FROM ENGINEERING | 2/14/2014 |
| B | Change wire AWG from 28 to 26, packaging adjusted for individual pocket trays | 4/7/2022 |

Note:

1. Unless otherwise specified:
 - A. All dimensions are in millimeters.
 - B. Default tolerances are $\pm 0.5\text{mm}$ and angles are $\pm 3^\circ$.
2. Specifications subject to change or withdrawal without notice.
3. Cone has been treated for water resistance.