

PRODUCT CODE: -

**C09 Package**

CATEGORY: -




**Chassis Mounting EMI / RFI Filter**






















Sr. No.	Parameter	Specification
1	Product category / description	EMI/RFI Filter
2	Mounting	Chassis mounting
3	Filter category	Single phase double stage & single phase with surge suppressor double stage
	<b>Electrical characteristics</b>	
4	V/A rating	20 Amp,30 Amp & 40 Amp, 120/250VAC 50/60Hz
5	Insulation resistance at 500 VDC for 60 sec $\pm$ 5 sec. (by shorting L & N terminals & w.r.t. earth)	Min. 300M $\Omega$
6	H.V.break down test for 60 sec $\pm$ 5 sec. (by shorting L & N terminals & w.r.t. earth)	2KVAC
7	MTBF@40 $^{\circ}$ c/230V(Mil-HB-217F)	450,000 hours.
	<b>Operating / functional characteristics</b>	
8	Operating temp. range	40 $^{\circ}$ c/-25 $^{\circ}$ +85 $^{\circ}$ c
9	Input terminals (standard)	Screw terminals
10	Output terminals (standard)	Screw terminals
11	Size	(L-140 x W-110 x H-40) in mm.
12	Material	CRCA 0.7 mm thickness
13	Body	In fabricated CRCA metal can with nickel plating
14	Current carrying parts	Cu alloy, tin/nickel plating
	<b>Reference standards</b>	
15	Reference standard	EN60939-3:2015 & EN60939-2:2005, CSA C22.2 NO. 8-13, UL 1283 (7th Edition)
	<b>Safety approvals</b>	
16	CE marking	Yes
17	cCSAus	Yes

						Elcom International Pvt. Ltd. 20, Prabhadevi Ind. Est., Mumbai - 400 025, India. Tel.: +91 22 66114444, Fax: +91 22 66114422, sales@elcom-in.com
REV	IS	WAS	DATE	SIGN	APP.	
Rev & Date: 00 & 28.11.18						<a href="http://www.elcom-in.com">www.elcom-in.com</a>
F: ENG-40.00						Copyright © 2018 by Elcom International Pvt.Ltd, India. All rights reserved

The content of this document has been carefully checked and understood. However, Elcom not assume any liability whatsoever for any errors or inaccuracies of this document and the consequences thereof. Published specifications are subject to change without notice. Product suitability for any area of application must ultimately be determined by the customer.

## ANNEXURE A

Standard variety				
Sr. No.	With reference to	Available option	RoHS / Non RoHS	Safety approvals & / or markings
1	EMI/RFI Filter	Filter EMI/RFI single phase double stage, 120/250VAC, with/without surge suppressor, chassis mounting in fabricated metal can.		 

Other customized options available on request , subject to MOQ & commercial acceptance.				
Sr. No.	With reference to	Available option	RoHS / Non RoHS	Safety approvals & / or markings
1	Product category	<ul style="list-style-type: none"> <li>EMI/RFI Filter</li> <li>EMI/RFI Filter with surge suppressor</li> <li>EMI/RFI Filter with special features</li> </ul>		 
2	Connection terminals	<ul style="list-style-type: none"> <li>Screw terminals</li> <li>Bus-bar terminals</li> <li>Wire lead terminals</li> <li>Touch safe terminals</li> </ul>		 
3	Flammability corresponding	<ul style="list-style-type: none"> <li>UL 94 V-2 or better</li> </ul>		 
4	Operating voltage	<ul style="list-style-type: none"> <li>Single phase 120 Vac</li> <li>Single phase 250 Vac</li> </ul>		 
5	Operating frequency	<ul style="list-style-type: none"> <li>50/60Hz</li> </ul>		 
6	Design corresponding to	<ul style="list-style-type: none"> <li>EN60939-3:2015 &amp; EN60939-2:2005</li> <li>CSA C22.2 NO. 8-13</li> <li>UL 1283 (7th Edition)</li> </ul>		 
7	Mounting	<ul style="list-style-type: none"> <li>Chassis mounting</li> </ul>		 

						Elcom International Pvt. Ltd. 20, Prabhadevi Ind. Est., Mumbai - 400 025, India. Tel.: +91 22 66114444, Fax: +91 22 66114422, sales@elcom-in.com
REV	IS	WAS	DATE	SIGN	APP.	
Rev & Date: 00 & 28.11.18						<a href="http://www.elcom-in.com">www.elcom-in.com</a>
F: ENG-40.00						Copyright © 2018 by Elcom International Pvt.Ltd, India. All rights reserved
The content of this document has been carefully checked and understood. However, Elcom not assume any liability whatsoever for any errors or inaccuracies of this document and the consequences thereof. Published specifications are subject to change without notice. Product suitability for any area of application must ultimately be determined by the customer.						