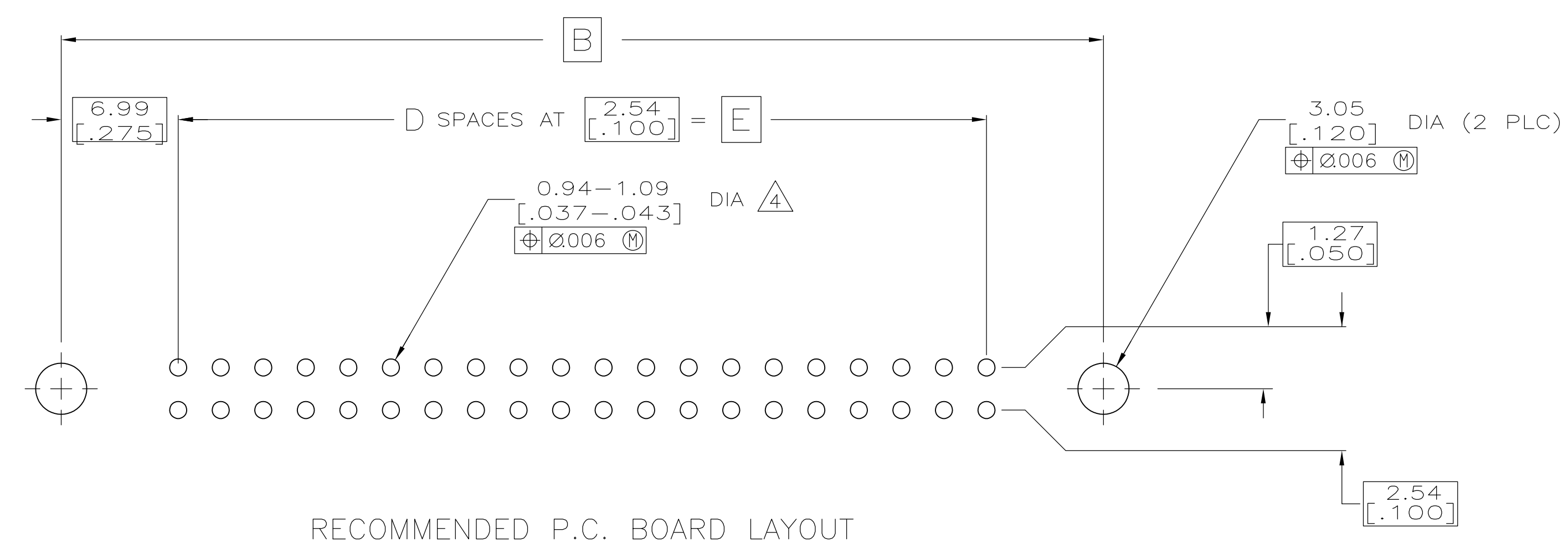
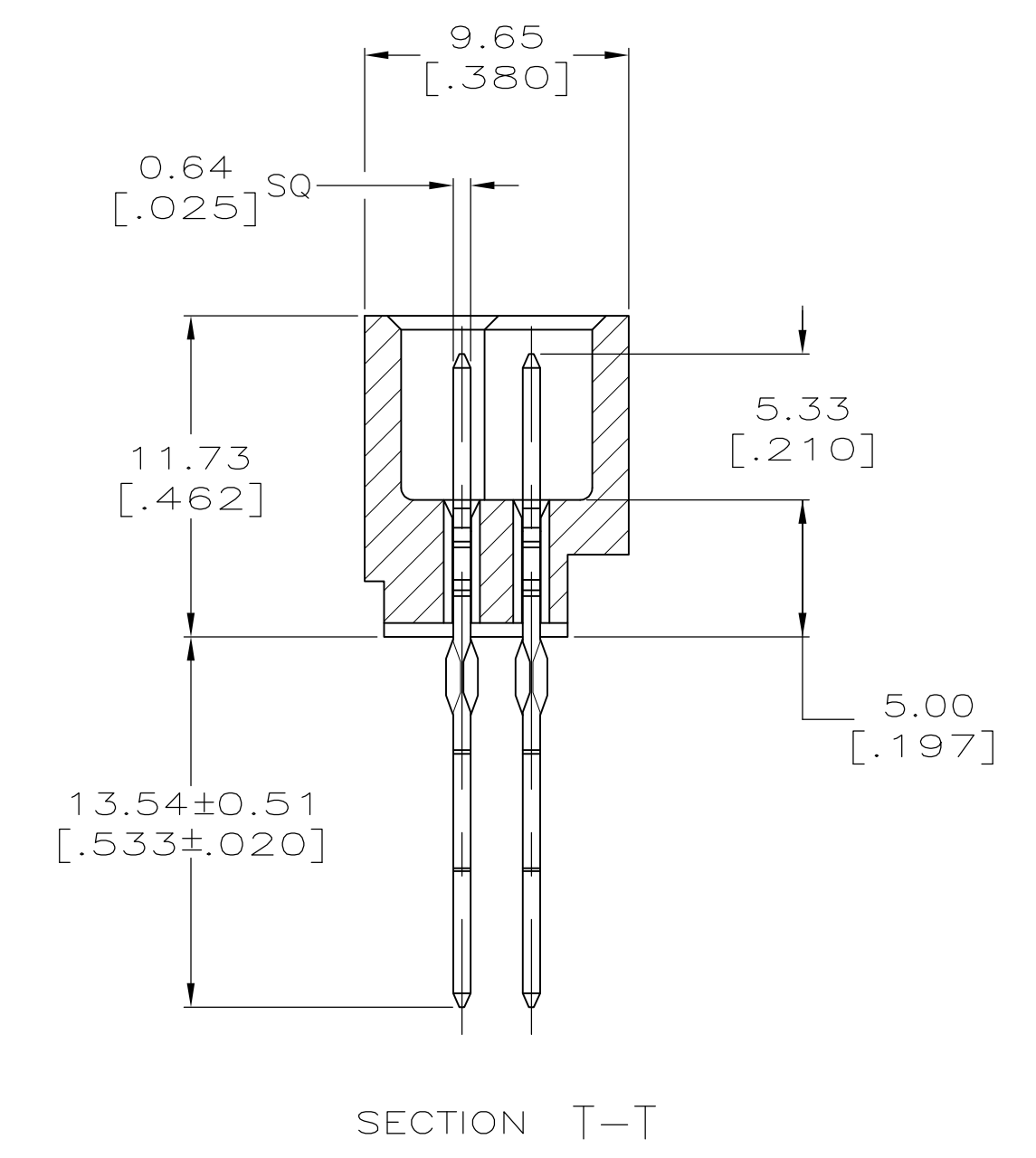
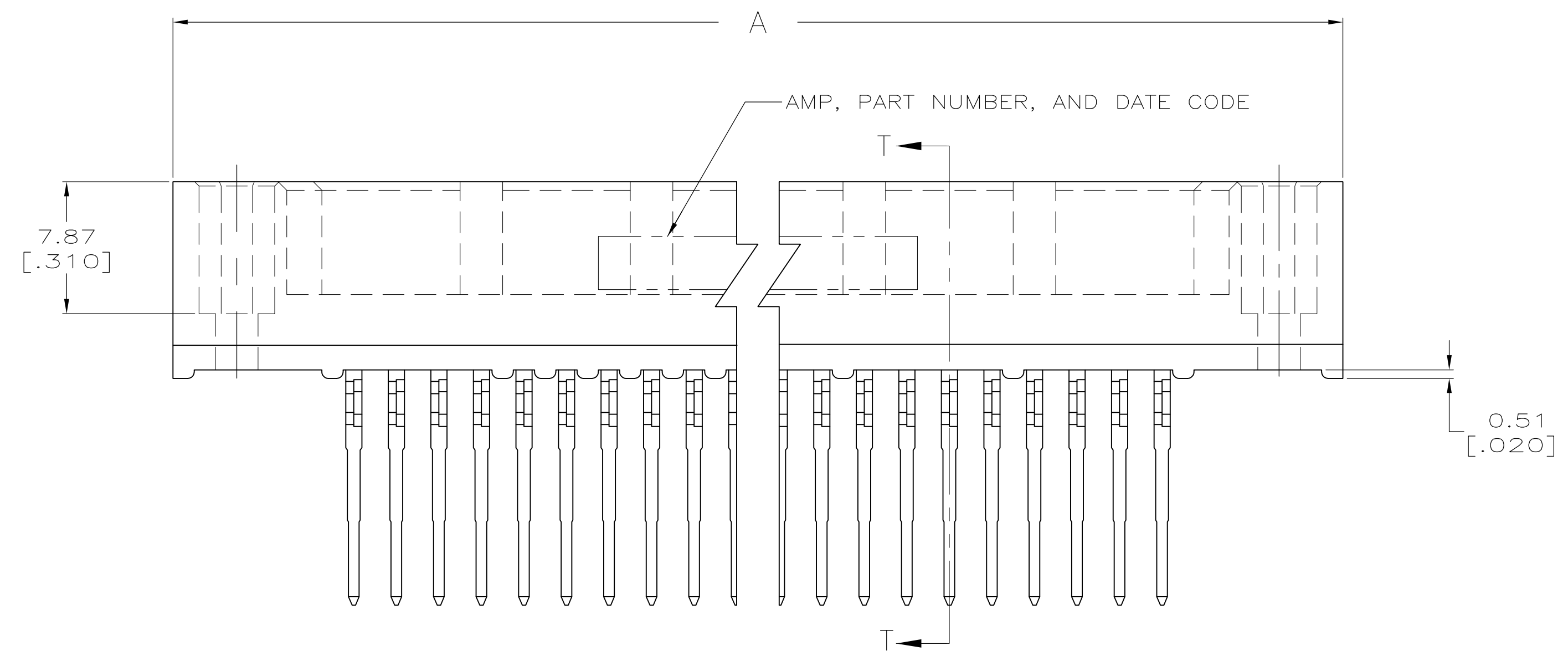
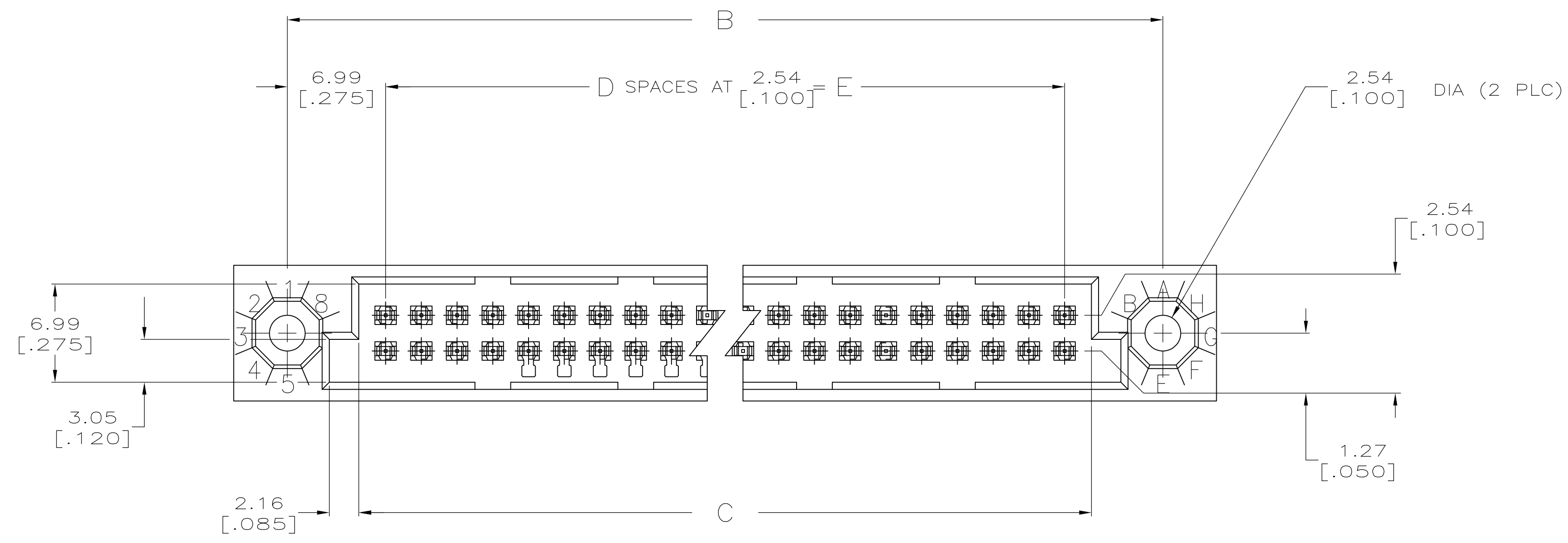


REVISIONS					
P	LTR	DESCRIPTION	DATE	DMN	APVD
V		REVISED PER ECO-15-015252	13NOV15	BJ	FY



THIS DRAWING IS A CONTROLLED DOCUMENT.		DIN R.K. SEIFRIED 04/09/90	TE Connectivity	
DIMENSIONS: mm [INCHES]		CHK F. KIBLER 8-17-92		
TOLERANCES UNLESS OTHERWISE SPECIFIED:		APVD	NAME	
0 PLC ± -			HDI, 2 ROW, PIN ASSEMBLY, 13.54 [.533] LONG ACTION PINS	
1 PLC ± -			PRODUCT SPEC	
2 PLC ± -			APPLICATION SPEC	
3 PLC ± 0.13 [.005]			SIZE CASE CODE DRAWING NO	
4 PLC ± -			RESTRICTED TO	
ANGLES ± -			WEIGHT 0 A1 00779 C=533060	
MATERIAL	FINISH		CUSTOMER DRAWING SCALE 4:1 SHEET 1 OF 2 REV V	

REVISIONS				
P	LTR	DESCRIPTION	DATE	APPV
-		SEE SHEET 1	-	-

- ① HOUSING MATERIAL: THERMOPLASTIC, COLOR-NATURAL.
- ② CONTACT MATERIAL: PHOSPHOR BRONZE.
- ③ FINISH:
MATING AREA: MEETS THE PERFORMANCE REQUIREMENTS OF PRODUCT SPECIFICATION 108-9063; BASED ON TELCORDIA DR-1217-CORE APPLICATIONS IN UNCONTROLLED ENVIRONMENTS.
SOLDER TAILS AREA: TIN-LEAD PLATED.
- ④ ACTION PIN POSTS REQUIRE 2.36 [.093] MIN THICK P.C. BOARD. RECOMMENDED P.C. BOARD HOLES ARE 1.151 [.0453] DIA PLATED THRU WITH 0.025-0.076 [.001-.003] COPPER, WITH 0.0076 [.0003] MIN TIN-LEAD PLATING; FINISHED HOLE AFTER PLATING 0.94-1.09 [.037-.043] DIA.
- ⑤ PART NUMBER IS OBSOLETE.
- ⑥ OBSOLETE PARTS: OBSOLETE CIS STREAMLINING PER D.RENAUD/D.SINISI

⑤	210.82 [8.300]	83	214.63 [8.450]	224.79 [8.850]	232.41 [9.150]	168	2-533060-1
⑤	215.90 [8.500]	85	219.71 [8.650]	229.87 [9.050]	237.49 [9.350]	172	2-533060-0
⑤	—	—	—	—	—	—	1-533060-9
⑥ OBSOLETE	226.06 [8.900]	89	229.87 [9.050]	240.03 [9.450]	247.65 [9.750]	180	1-533060-8
⑤	—	—	—	—	—	—	1-533060-7
⑤	200.66 [7.900]	79	204.47 [8.050]	214.63 [8.450]	222.25 [8.750]	160	1-533060-6
⑤	—	—	—	—	—	—	1-533060-5
⑤	187.96 [7.400]	74	191.77 [7.550]	201.93 [7.950]	209.55 [8.250]	150	1-533060-4
⑤	175.26 [6.900]	69	179.07 [7.050]	189.23 [7.450]	196.85 [7.750]	140	1-533060-3
⑤	—	—	—	—	—	—	1-533060-2
⑤	—	—	—	—	—	—	1-533060-1
⑤	—	—	—	—	—	—	1-533060-0
⑤	124.46 [4.900]	49	128.27 [5.050]	138.43 [5.450]	146.05 [5.750]	100	533060-9
⑤	—	—	—	—	—	—	533060-8
⑤	—	—	—	—	—	—	533060-7
⑤	—	—	—	—	—	—	533060-6
⑤	—	—	—	—	—	—	533060-5
⑤	60.96 [2.400]	24	64.77 [2.550]	74.93 [2.950]	82.55 [3.250]	50	533060-4
⑤	—	—	—	—	—	—	533060-3
⑤	—	—	—	—	—	—	533060-2
⑤	—	—	—	—	—	—	533060-1
	E	D	C	B	A	POSN	PART NUMBER

THIS DRAWING IS A CONTROLLED DOCUMENT.		DIN R. K. SEIFRIED 04/09/90		TE Connectivity	
DIMENSIONS: mm [INCHES]		TOLERANCES UNLESS OTHERWISE SPECIFIED:		CHK F. KIBLER 8-17-92 APVD - NAME	
0 PLC ± - 1 PLC ± - 2 PLC ± - 3 PLC ± 0.13 [.005] 4 PLC ± - ANGLES ± -		PRODUCT SPEC - APPLICATION SPEC -		HDI, 2 ROW, PIN ASSEMBLY, 13.54 [.533] LONG ACTION PINS	
MATERIAL ①②		FINISH ③		SIZE A1 CASE CODE 00779 DRAWING NO. 533060 WEIGHT 0	
CUSTOMER DRAWING				SCALE 4:1 SHEET 2 OF 2 REV V	