



TE Internal #: 1-2198346-7  
 SFP, SFP+ & zSFP+, Cage Assembly with Integrated Connector,  
 Data Rate (Max) 32 Gb/s, Elastomeric Gasket, zSFP+ Thermally  
 Enhanced, With Lightpipe

[View on TE.com >](#)

Connectors > Pluggable IO Connectors & Cages > SFP, SFP+ & zSFP+ > zSFP+ Stacked Cage Assembly: Gasket



Pluggable I/O Product Type: **Cage Assembly with Integrated Connector**

Data Rate (Max): **32 Gb/s**

EMI Containment Feature Type: **Elastomeric Gasket**

Pluggable I/O Applications: **zSFP+ Thermally Enhanced**

Lightpipe Options: **With Lightpipe**

[All zSFP+ Stacked Cage Assembly: Gasket \(40\)](#)

## Features

### Product Type Features

Form Factor	zSFP+ Stacked (SFP28)
Cage Type	Stacked
Pluggable I/O Product Type	Cage Assembly with Integrated Connector
Lightpipe Options	With Lightpipe
Connector System	Cable-to-Board
Sealable	Yes
Connector & Contact Terminates To	Printed Circuit Board

### Configuration Features

Port Matrix Configuration	2 x 6
Lightpipe Configuration	Three
Lightpipe Style	Standard
Number of Ports	12
Number of Positions	320



### Electrical Characteristics

Data Rate (Max)	32 Gb/s
-----------------	---------

### Contact Features

Tail Plating Material	Tin
Contact Mating Area Plating Material Thickness	.76 μm[29.92 μin]
Contact Mating Area Plating Material	Gold or Gold Flash over Palladium Nickel

### Termination Features

Termination Post & Tail Length	1.8 mm[.07 in]
Termination Method to Printed Circuit Board	Through Hole - Press-Fit

### Housing Features

Cage Material	Nickel Silver Alloy
Centerline (Pitch)	.8 mm[.032 in]

### Dimensions

PCB Thickness (Recommended)	1.5 mm[.059 in]
-----------------------------	-----------------

### Usage Conditions

Operating Temperature Range	-55 – 105 °C[-67 – 221 °F]
-----------------------------	----------------------------

### Operation/Application

Heat Sink Compatible	No
For Use With Pluggable I/O Products	zSFP+ SMT Connector
Pluggable I/O Applications	zSFP+ Thermally Enhanced
Circuit Application	Signal

### Industry Standards

UL Flammability Rating	UL 94V-0
------------------------	----------

### Packaging Features

Packaging Method	Tray
------------------	------

### Other

EMI Containment Feature Type	Elastomeric Gasket
------------------------------	--------------------

### Product Compliance

For compliance documentation, visit the product page on [TE.com](#)>

EU RoHS Directive 2011/65/EU	Compliant
------------------------------	-----------











EU ELV Directive 2000/53/EC	Compliant
China RoHS 2 Directive MIIT Order No 32, 2016	No Restricted Materials Above Threshold
EU REACH Regulation (EC) No. 1907/2006	Current ECHA Candidate List: JUNE 2023 (235) Candidate List Declared Against: JAN 2022 (223) Does not contain REACH SVHC
Halogen Content	Not Low Halogen - contains Br or Cl > 900 ppm.
Solder Process Capability	Not applicable for solder process capability

Product Compliance Disclaimer

This information is provided based on reasonable inquiry of our suppliers and represents our current actual knowledge based on the information they provided. This information is subject to change. The part numbers that TE has identified as EU RoHS compliant have a maximum concentration of 0.1% by weight in homogenous materials for lead, hexavalent chromium, mercury, PBB, PBDE, DBP, BBP, DEHP, DIBP, and 0.01% for cadmium, or qualify for an exemption to these limits as defined in the Annexes of Directive 2011/65/EU (RoHS2). Finished electrical and electronic equipment products will be CE marked as required by Directive 2011/65/EU. Components may not be CE marked. Additionally, the part numbers that TE has identified as EU ELV compliant have a maximum concentration of 0.1% by weight in homogenous materials for lead, hexavalent chromium, and mercury, and 0.01% for cadmium, or qualify for an exemption to these limits as defined in the Annexes of Directive 2000/53/EC (ELV). Regarding the REACH Regulation, the information TE provides on SVHC in articles for this part number is based on the latest European Chemicals Agency (ECHA) 'Guidance on requirements for substances in articles' posted at this URL: <https://echa.europa.eu/guidance-documents/guidance-on-reach>

## Compatible Parts

 <p>TE Part # CAT-C11-N490333 QSFP28-Four SFP+ Cable Assembly: 30 AWG</p>	 <p>TE Part # CAT-C11-N490325 QSFP28-Four SFP+ Cable Assembly: 26 AWG</p>	 <p>TE Part # CAT-C11-N4901114 SFP28 to SFP28 Cable Assembly: 30 AWG</p>	 <p>TE Part # CAT-C11-N49011 SFP28 to SFP28 Cable Assembly: 26 AWG</p>
 <p>TE Part # CAT-Q17-N49011 QSFP56-Four SFP56 Cable Assembly: 30 AWG</p>	 <p>TE Part # CAT-Q17-N490333 QSFP56-Four SFP56 Cable Assembly: 26 AWG</p>	 <p>TE Part # 4-2821222-5 SFP56 DIRECT ATTACH CA, 2M, 30AWG</p>	 <p>TE Part # 4-2821224-5 SFP56 DIRECT ATTACH CA, 3M, 26AWG</p>



## Customers Also Bought



## Documents

### CAD Files

[3D PDF](#)

[3D](#)

[Customer View Model](#)

[ENG\\_CVM\\_CVM\\_1-2198346-7\\_A.2d\\_dxf.zip](#)

English

[Customer View Model](#)

[ENG\\_CVM\\_CVM\\_1-2198346-7\\_A.3d\\_igs.zip](#)

English

[Customer View Model](#)

[ENG\\_CVM\\_CVM\\_1-2198346-7\\_A.3d\\_stp.zip](#)

English

By downloading the CAD file I accept and agree to the [Terms and Conditions](#) of use.

### Datasheets & Catalog Pages

[zSFP+ Interconnect Brochure](#)

English

### Product Specifications

[Application Specification](#)

English

### Instruction Sheets

[Instruction Sheet \(U.S.\)](#)

English

[Instruction Sheet \(U.S.\)](#)



English