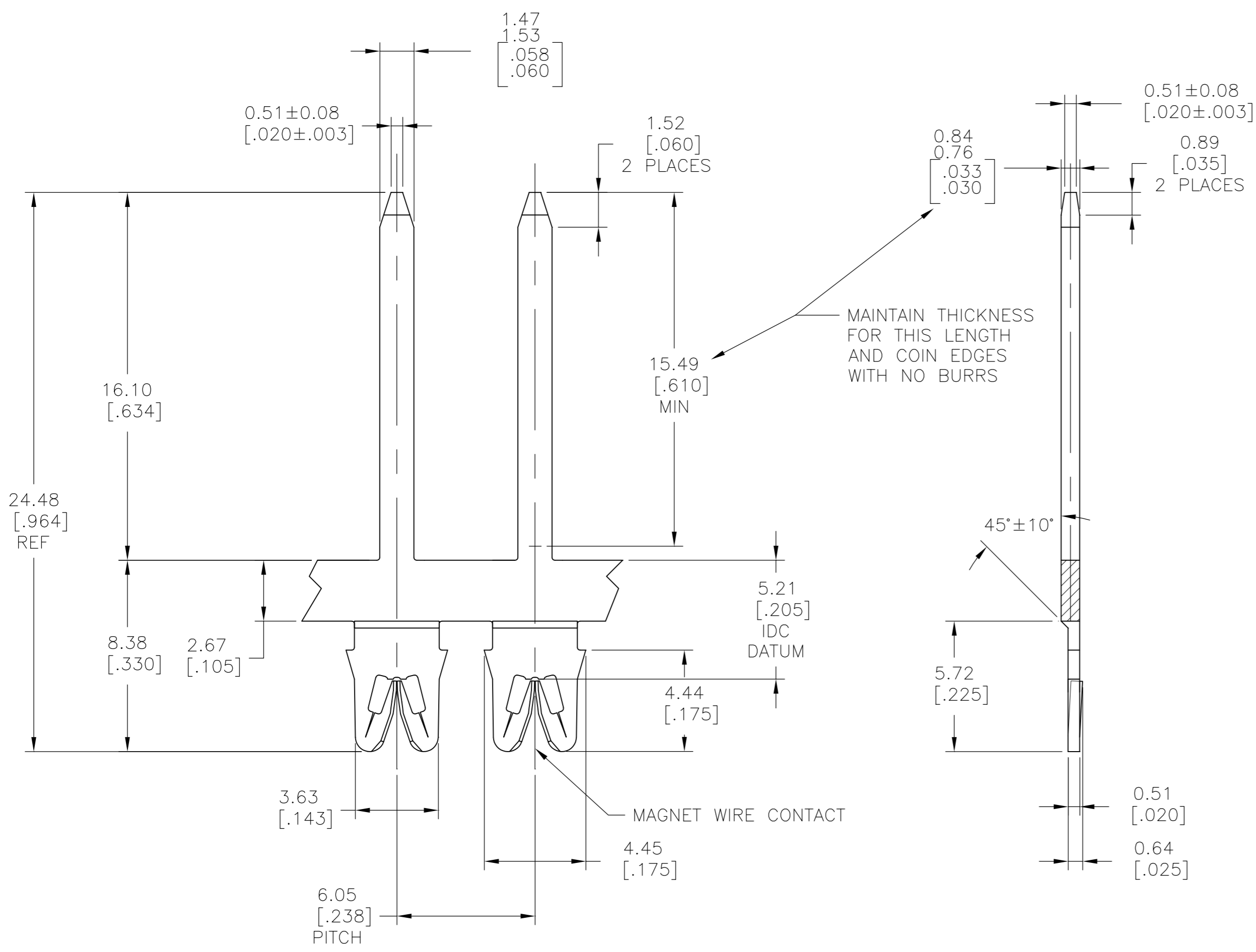


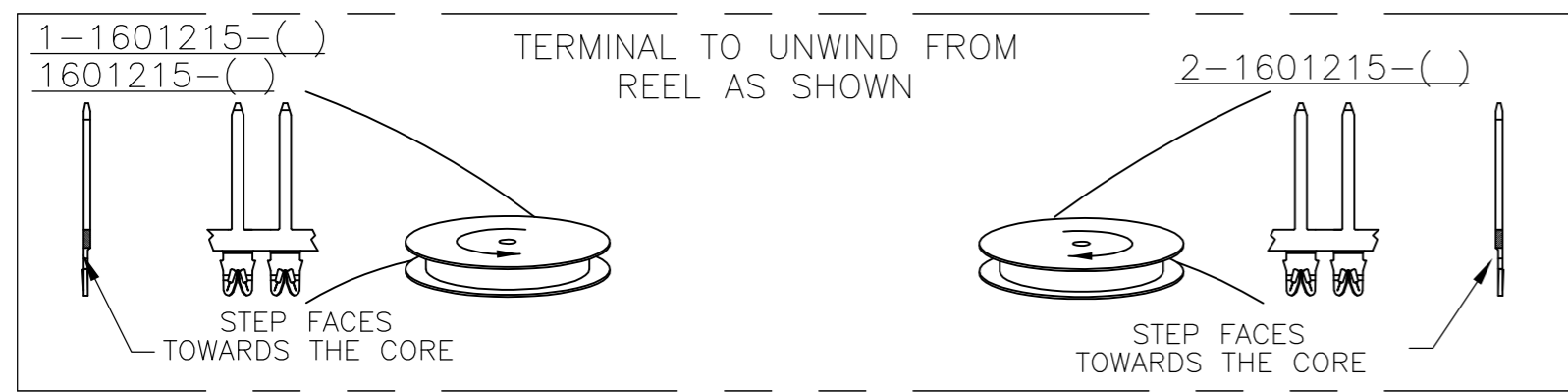
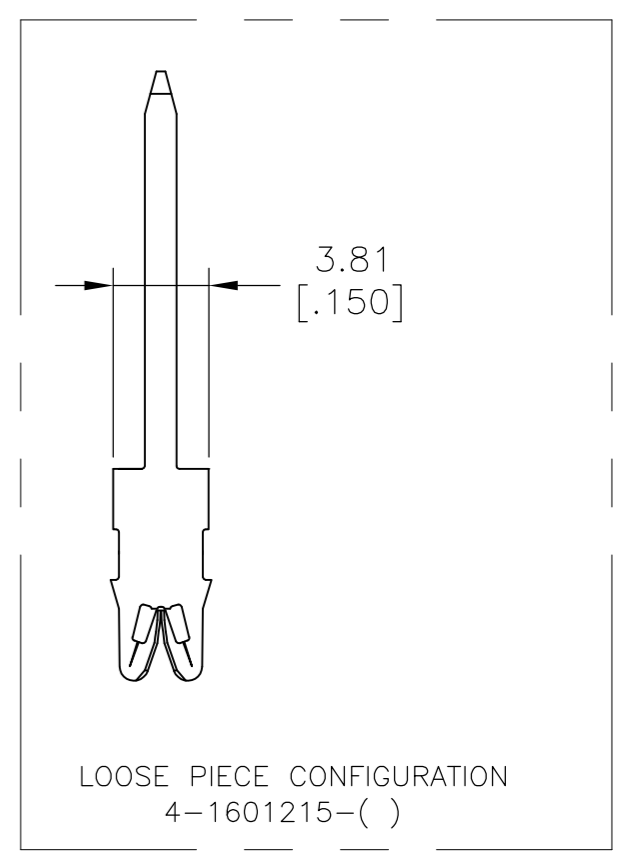
THIS DRAWING IS UNPUBLISHED. RELEASED FOR PUBLICATION  
 © COPYRIGHT - By - ALL RIGHTS RESERVED.

LOC		DIST		REVISIONS			
P	LTR	DESCRIPTION		DATE	DWN	APVD	
AF	50	A6		REVISED PER ECR-15-006824	05MAY2015	GRZ	JL



MAINTAIN THICKNESS FOR THIS LENGTH AND COIN EDGES WITH NO BURRS

- 1 SPECIFICATIONS: MAGNET WIRE #34-#18 AWG 0.16[.006]-1.02[.040] DIA COPPER.
- 2 POCKET RECOMMENDATION: 1601431.
- 3 TERMINAL APPLICATION TO COMPLY WITH TYCO ELECTRONICS SPECIFICATION NUMBER 114-13166 FIGURE 10.
- 4 POST TIN PLATE
- 5 PRELIMINARY - NOT FOR PRODUCTION.
- 6 TWO(2) TERMINALS SHOWN FOR ILLUSTRATION PURPOSES ONLY.
- 7 MAXIMUM OF 1 SPLICE PER REEL.
- 8 PLASTIC REEL AND PLASTIC INTERLEAVING



8	7	4	1-1601215-2
N/A	4	5	4-1601215-2
7	4	5	2-1601215-2
7	4		1601215-2
SPECIAL PACKAGING	FINISH		PART NUMBER

THIS DRAWING IS A CONTROLLED DOCUMENT.		DWN KIRAN HOLAL 14DEC2011	TE Connectivity	
DIMENSIONS: mm [INCHES]		CHK GENE JACONO 14DEC2011		
TOLERANCES UNLESS OTHERWISE SPECIFIED:		APVD GENE JACONO 14DEC2011	NAME	
0 PLC ± -	1 PLC ± -	PRODUCT SPEC	STANDARD RANGE WIRE TO	
2 PLC ± 0.13[.005]	3 PLC ± -	APPLICATION SPEC	1.50 x 0.81 TAB	
4 PLC ± -	ANGLES ± 2°		SIAMEZE TERMINAL	
MATERIAL BRASS 3/4 HARD	FINISH SEE TABLE	WEIGHT -	SIZE A2	CAGE CODE 00779
		CUSTOMER DRAWING	DRAWING NO C=1601215	RESTRICTED TO -
			SCALE 6:1	SHEET 1 OF 1
				REV A6