

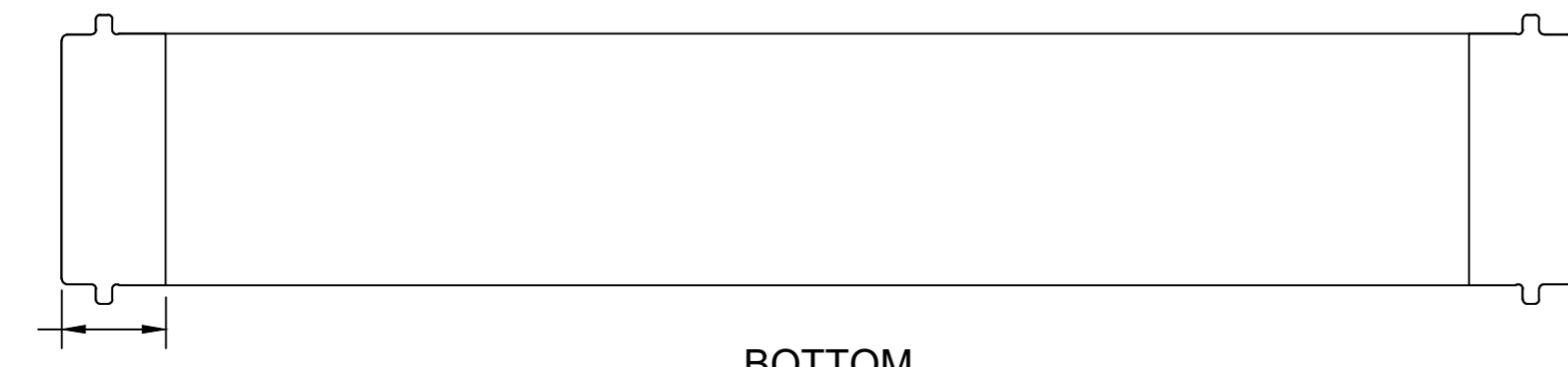
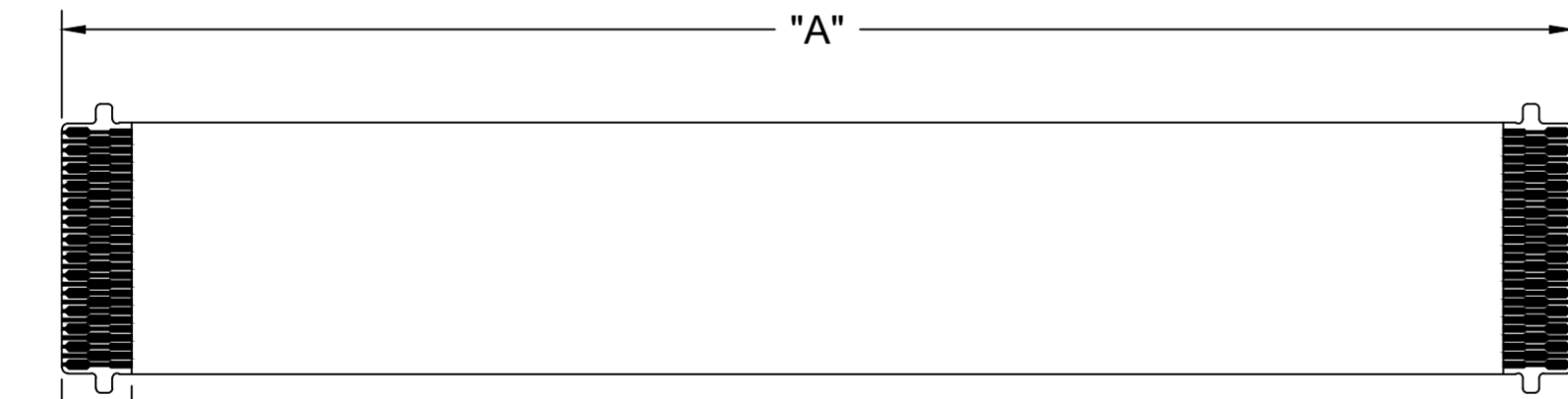
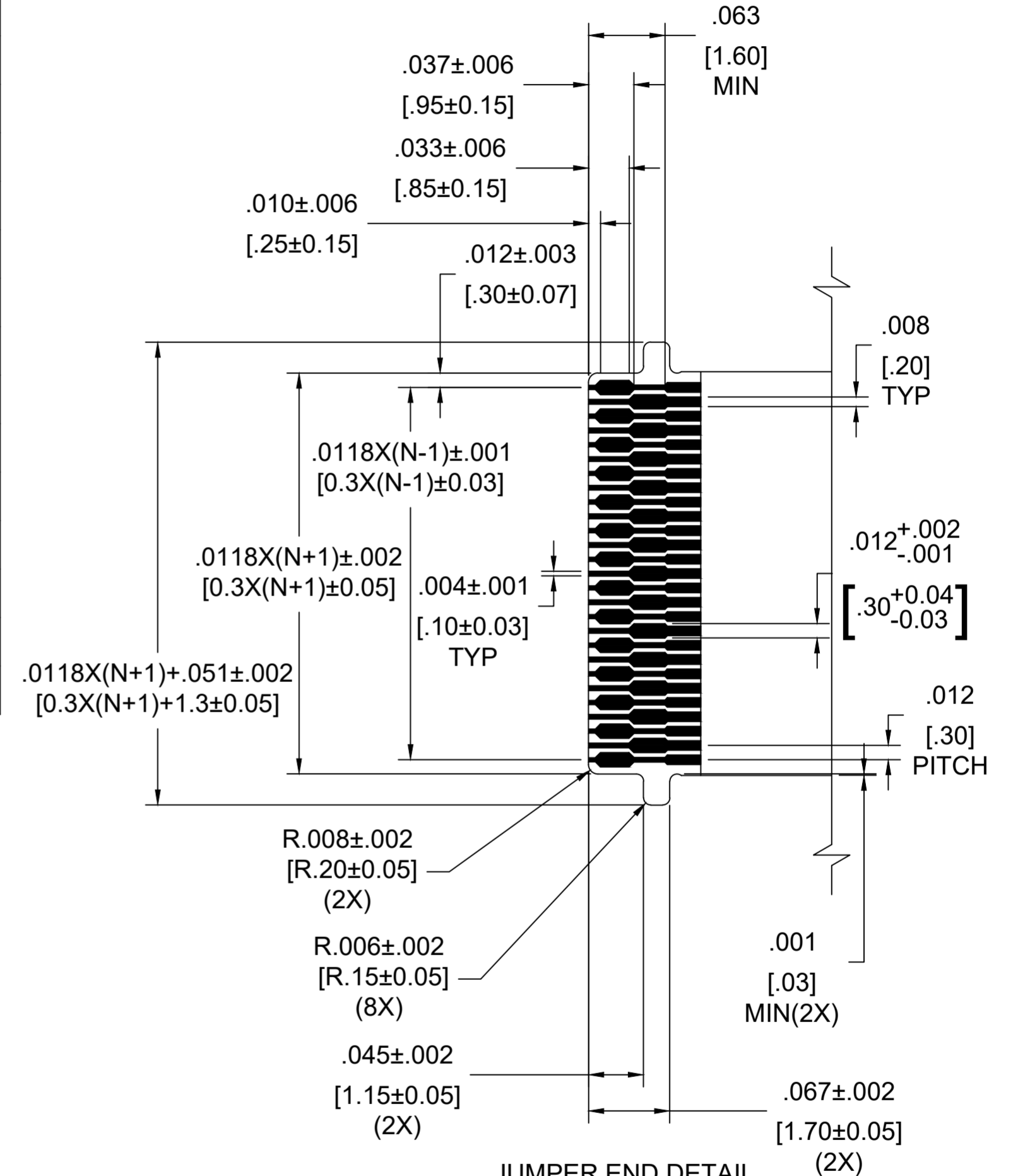
# 0.30MM CENTER FFC JUMPER CABLE CHART

"A" DIM.	2 ± .08 INCHES 51 ± 2 MM	4 ± .16 INCHES 102 ± 4 MM	6 ± .16 INCHES 152 ± 4 MM	8 ± .20 INCHES 203 ± 5 MM	10 ± .20 INCHES 254 ± 5 MM	12 ± .20 INCHES 305 ± 5 MM
CKTS: 9	150320209	150320409	150320609	150320809	150321009	150321209
CKTS: 11	150320211	150320411	150320611	150320811	150321011	150321211
CKTS: 13	150320213	150320413	150320613	150320813	150321013	150321213
CKTS: 15	150320215	150320415	150320615	150320815	150321015	150321215
CKTS: 17	150320217	150320417	150320617	150320817	150321017	150321217
CKTS: 19	150320219	150320419	150320619	150320819	150321019	150321219
CKTS: 21	150320221	150320421	150320621	150320821	150321021	150321221
CKTS: 23	150320223	150320423	150320623	150320823	150321023	150321223
CKTS: 25	150320225	150320425	150320625	150320825	150321025	150321225
CKTS: 27	150320227	150320427	150320627	150320827	150321027	150321227
CKTS: 31	150320231	150320431	150320631	150320831	150321031	150321231
CKTS: 33	150320233	150320433	150320633	150320833	150321033	150321233
CKTS: 35	150320235	150320435	150320635	150320835	150321035	150321235
CKTS: 37	150320237	150320437	150320637	150320837	150321037	150321237
CKTS: 39	150320239	150320439	150320639	150320839	150321039	150321239
CKTS: 41	150320241	150320441	150320641	150320841	150321041	150321241
CKTS: 43	150320243	150320443	150320643	150320843	150321043	150321243
CKTS: 45	150320245	150320445	150320645	150320845	150321045	150321245
CKTS: 51	150320251	150320451	150320651	150320851	150321051	150321251

## NOTES:

- SUBSTRATE AND COVERLAY MATERIAL IS .001" [25um] POLYIMIDE.
- CONDUCTOR IS 1/2 OZ (.0007") [18um] COPPER.
- PLATING IS 2 MICRO INCHES MINIMUM OF HARD GOLD OVER 100 MICRO INCHES MINIMUM OF NICKEL.
- TAIL ENDS ARE .008±.001 [0.20±0.03] THICK.
- JUMPER CABLES ARE SUITABLE FOR USE WITH MOLEX 503566 SERIES CONNECTOR.

N = NUMBER OF CONDUCTORS



JUMPER END DETAIL  
27 CIRCUIT SHOWN  
(SCALE 10:1)

FUNCTIONAL SYMBOLS	THIS DRAWING CONTAINS INFORMATION THAT IS PROPRIETARY TO MOLEX ELECTRONIC TECHNOLOGIES, LLC AND SHOULD NOT BE USED WITHOUT WRITTEN PERMISSION		CURRENT REV DESC: PRODUCTION RELEASE	
	DIMENSION UNITS	SCALE		
$\nabla_A=0$	MM/INCH	4:1		
$\nabla_C=0$	GENERAL TOLERANCES (UNLESS SPECIFIED)			
DIVISIONAL SYMBOLS		mm	INCH	
	4 PLACES	±----	±----	EC NO: 701160
	3 PLACES	±----	±0.01	DRWN: MIMIG 2022/03/28
	2 PLACES	±----	±0.03	CHK'D: JSMITH11 2022/03/30
	1 PLACE	±----	±----	APPR: JSMITH11 2022/03/30
0 PLACES	±----	±----	INITIAL REVISION:	
	ANGULAR TOL ± 1.0 °		DRWN: MIMIG 2022/03/28	
	DRAFT WHERE APPLICABLE MUST REMAIN WITHIN DIMENSIONS	THIRD ANGLE PROJECTION	APPR: JSMITH11 2022/03/30	
		DRAWING	SERIES	MATERIAL NUMBER
		C-SIZE	15032	SEE CHART
				CUSTOMER
				GENERAL MARKET
				SHEET NUMBER
				1 OF 1

**molex**

.3MM PITCH  
JUMPER CABLES

PRODUCT CUSTOMER DRAWING

DOCUMENT NUMBER DOC TYPE DOC PART REVISION

150320001 PSD 000 A

SEE CHART GENERAL MARKET 1 OF 1