



VAL-U-LOK

TE Internal #: 2029059-2

Rectangular Power Connectors, Header, Plug, Wire-to-Board, 2 Position, 4.2 mm [.165 in] Centerline, Printed Circuit Board, UL 94V-0

[View on TE.com >](#)

Connectors > Power Connectors > Rectangular Power > Rectangular Power Connectors



Rectangular Power Connector Type: **Header**

Connector & Housing Type: **Plug**

Connector System: **Wire-to-Board**

Number of Positions: **2**

Centerline (Pitch): **4.2 mm [.165 in]**

Features

Product Type Features

Rectangular Power Connector Type	Header
Connector & Housing Type	Plug
Connector System	Wire-to-Board
Sealable	No
Connector & Contact Terminates To	Printed Circuit Board

Configuration Features

Number of Positions	2
PCB Mount Orientation	Vertical
Number of Power Positions	2
Number of Signal Positions	0
Number of Rows	2

Electrical Characteristics

Operating Voltage	600 VAC
-------------------	---------

Contact Features

--	--



Contact Layout	Inline
Contact Mating Area Plating Material	Tin
Contact Current Rating (Max)	9 A
Contact Retention Within Housing	Without
Contact Type	Pin
PCB Contact Termination Area Plating Material	Tin

Termination Features

Termination Post & Tail Length	3.5 mm[.138 in]
Termination Method to Printed Circuit Board	Through Hole - Solder

Mechanical Attachment

Mating Alignment Type	Keyed
Mating Retention	With
Mating Alignment	With
PCB Mount Alignment	With
PCB Mount Retention	With
PCB Mount Retention Type	Boardlock
Mating Retention Type	Latch
Connector Mounting Type	Board Mount

Housing Features

Centerline (Pitch)	4.2 mm[.165 in]
Housing Color	Natural
Housing Material	Nylon 66 GF20

Dimensions

Compatible Insulation Diameter (Max)	2.39 mm[2.39 in]
Connector Height	12.8 mm[.504 in]
PCB Thickness (Recommended)	.07 mm[1.78 in]
Product Width	9.75 mm[.383 in]
Product Length	5.4 mm[.213 in]
Compatible Insulation Diameter Range	1.2 – 3.1 mm[.047 – .122 in]
Row-to-Row Spacing	4.2 mm[.165 in]

Usage Conditions

Operating Temperature Range	-40 – 105 °C[-40 – 221 °F]
-----------------------------	----------------------------



Operation/Application

Circuit Application	Power
---------------------	-------

Identification Marking

Circuit Identification Feature	With
--------------------------------	------

Industry Standards

CSA Rating	208567
UL Rating	Recognized
Agency/Standard	CSA, UL
Approved Standards	UL E28476
UL Flammability Rating	UL 94V-0
Glow Wire Rating	GWT 750°C (Without Flame)

Packaging Features

Packaging Quantity	1
Packaging Method	Box & Tray, Package

Product Compliance

[For compliance documentation, visit the product page on TE.com>](#)




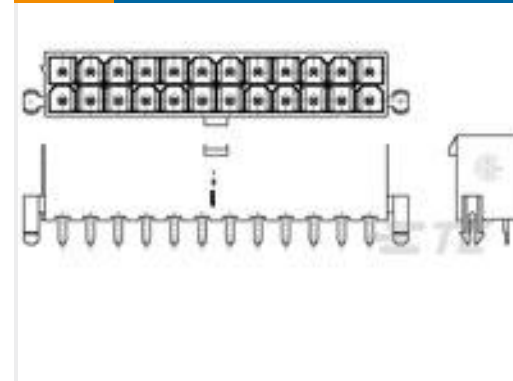
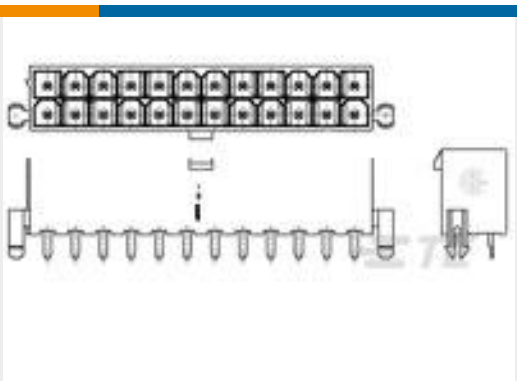
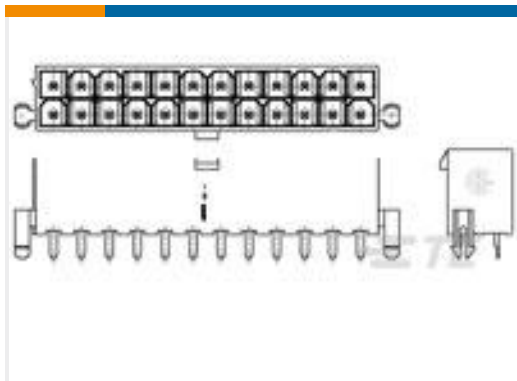

EU RoHS Directive 2011/65/EU	Compliant
EU ELV Directive 2000/53/EC	Compliant
China RoHS 2 Directive MIIT Order No 32, 2016	No Restricted Materials Above Threshold
EU REACH Regulation (EC) No. 1907/2006	Current ECHA Candidate List: JUNE 2023 (235) Candidate List Declared Against: JAN 2019 (197) SVHC > Threshold: Not Yet Reviewed
Halogen Content	Low Halogen - Br, Cl, F, I < 900 ppm per homogenous material. Also BFR/CFR/PVC Free
Solder Process Capability	Wave solder capable to 265°C

Product Compliance Disclaimer









This information is provided based on reasonable inquiry of our suppliers and represents our current actual knowledge based on the information they provided. This information is subject to change. The part numbers that TE has identified as EU RoHS compliant have a maximum concentration of 0.1% by weight in homogenous materials for lead, hexavalent chromium, mercury, PBB, PBDE, DBP, BBP, DEHP, DIBP, and 0.01% for cadmium, or qualify for an exemption to these limits as defined in the Annexes of Directive 2011/65/EU (RoHS2). Finished electrical and electronic equipment products will be CE marked as required by Directive 2011/65/EU. Components may not be CE marked. Additionally, the part numbers that TE has identified as EU ELV compliant have a maximum concentration of 0.1% by weight in homogenous

materials for lead, hexavalent chromium, and mercury, and 0.01% for cadmium, or qualify for an exemption to these limits as defined in the Annexes of Directive 2000/53/EC (ELV). Regarding the REACH Regulations, TE's information on SVHC in articles for this part number is still based on the European Chemical Agency (ECHA) 'Guidance on requirements for substances in articles'(Version: 2, April 2011), applying the 0.1% weight on weight concentration threshold at the finished product level. TE is aware of the European Court of Justice ruling of September 10th, 2015 also known as O5A (Once An Article Always An Article) stating that, in case of 'complex object', the threshold for a SVHC must be applied to both the product as a whole and simultaneously to each of the articles forming part of its composition. TE has evaluated this ruling based on the new ECHA "Guidance on requirements for substances in articles" (June 2017, version 4.0) and will be updating its statements accordingly.

Compatible Parts

 <p>TE Part # 1586862-2 2P FH PLUG VAL-U-LOK FH GW</p>	 <p>TE Part # 1586861-2 2P PM PLUG VAL-U-LOK PM GW</p>	 <p>TE Part # 2296206-2 2P FH PLUG VAL-U-LOK FH GWT/V0</p>	 <p>TE Part # 1-2029172-0 10P VRT HDR VAL-U-LOK V2 W/ODH</p>
 <p>TE Part # 1-2029172-2 12P VRT HDR VAL-U-LOK V2 W/ODH</p>	 <p>TE Part # 2029172-4 4P VRT HDR VAL-U-LOK V2 W/ODH</p>	 <p>TE Part # 2296207-2 2P PM PLUG VAL-U-LOK PM GWT/V0</p>	

Customers Also Bought

 <p>TE Part #66602-2 Pin and Socket Contacts, Type III, LP</p>	 <p>TE Part #211149-1 PIN HSG,25 POSN,METRIMATE</p>	 <p>TE Part #211150-1 METRIMATE SKT HSG 25P</p>	 <p>TE Part #4-2176328-2 CRGP 1206 27K 1%</p>
 <p>TE Part #2337233-3 TACT MICRO JB 4.8X4.8X0.55 P3.7 200GF</p>	 <p>TE Part #213974-1 METRIMATE 30P RCPT HOUSING</p>	 <p>TE Part #1-1971817-3 3P,RAST 2.5 Tab Header,Ex- Locking, THV</p>	 <p>TE Part #1-1971921-3 2/3P,RAST 2.5 Tab Header,Ex- Locking, THV</p>

Documents



Product Drawings

[2P VAL-U-LOK VRTHDR W/PGS GW](#)

English

CAD Files

[3D PDF](#)

3D

Customer View Model

[ENG_CVM_CVM_2029059-2_C.2d_dxf.zip](#)

English

Customer View Model

[ENG_CVM_CVM_2029059-2_C.3d_igs.zip](#)

English

Customer View Model

[ENG_CVM_CVM_2029059-2_C.3d_stp.zip](#)

English

By downloading the CAD file I accept and agree to the [Terms and Conditions](#) of use.

Datasheets & Catalog Pages

[VAL-U-LOK_GLOW_WIRE_CONNECTORS](#)

English

Product Specifications

[Application Specification](#)

English

Agency Approvals

[UL Report](#)

English