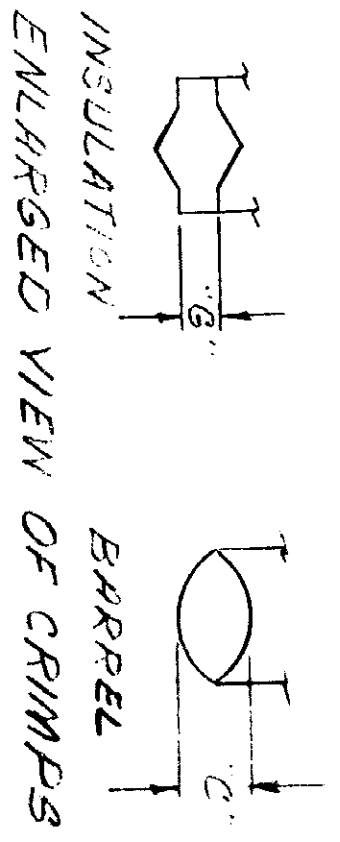
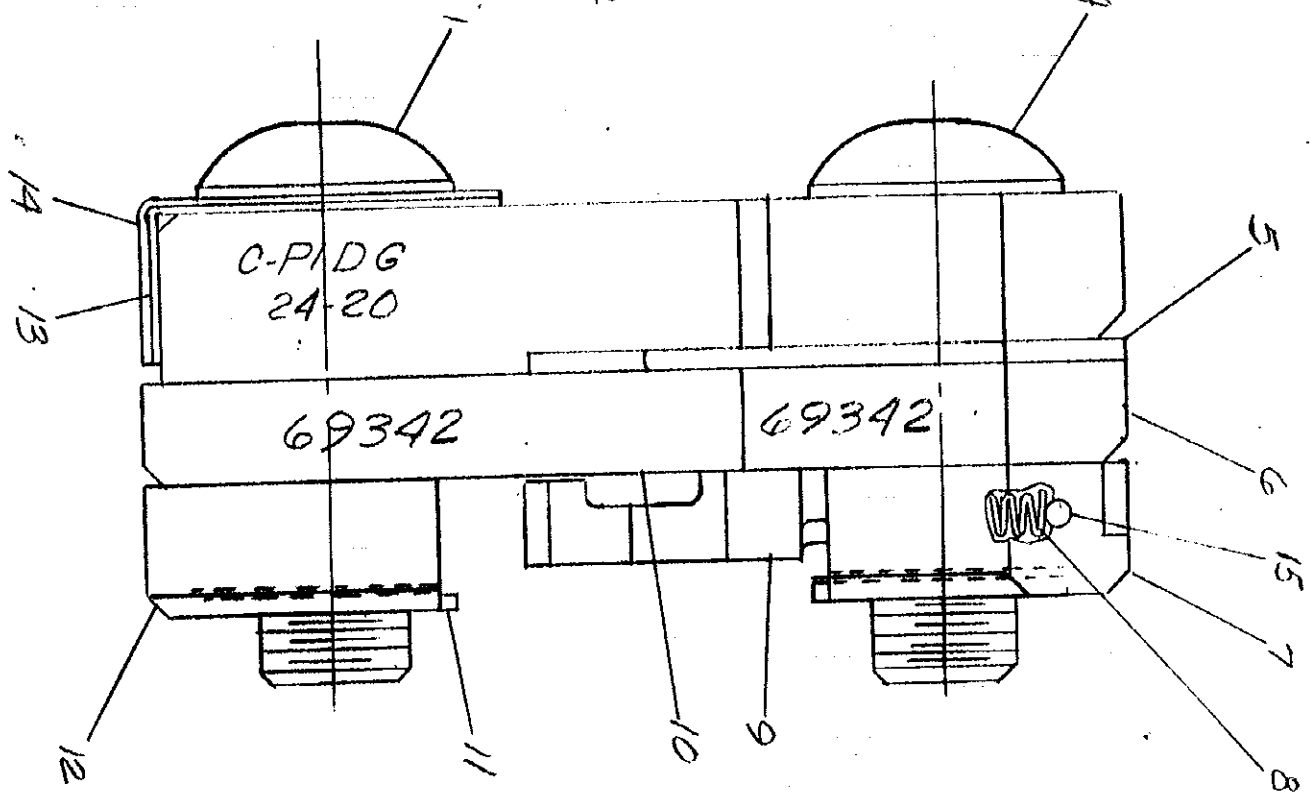
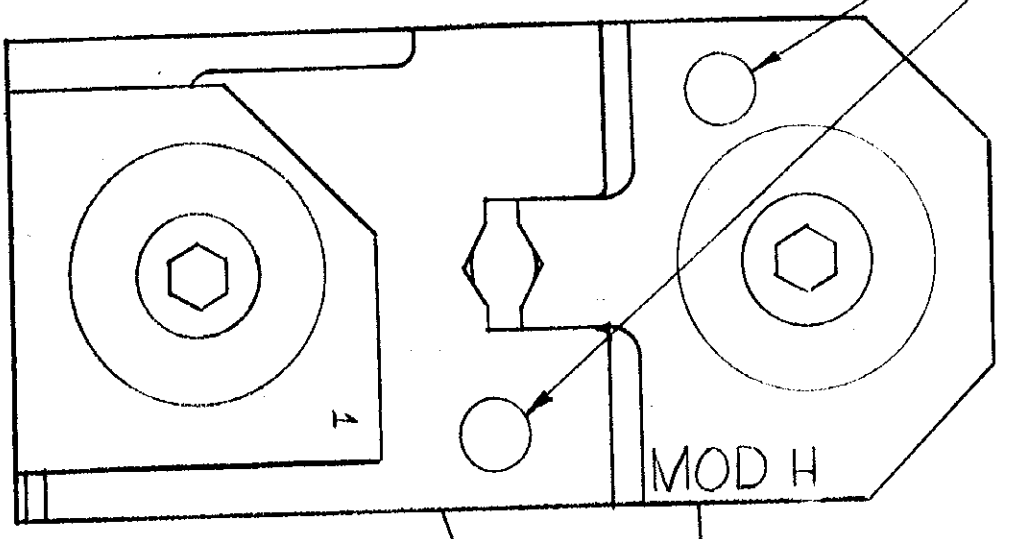


PRINT DIST
H.I.
5

DIMENSIONS IN INCHES. DO NOT SCALE PRINT

COLOR CODED - WHITE



"G" AT PCS.	"G" DIM.
1	NC 60
GC	NC 60
.030	.050

"G" DIM.	"G" DIM.
GC	NC 60
.089	.095

PIN GAGE DIMENSIONS APPLY WHEN TOOL IS
BOTTOMED BUT NOT UNDER PRESSURE.

ITEM NO	NUMBER	NAME	REMARKS
15	21949-1	PIN - SPIROL	
14	306027-2	SPACER INSULATION ADJ.	
13	306027-1	SPACER INSULATION ADJ.	
12	2-305832-8	SPACER	
11	1-21046-3	RING RETAINING	
10	1-45907-6	INDENTER BARREL	
9	3-304052-1	LOCATOR	
8	7-59683-4	SPRING	
7	2-305832-9	HOUSING LOCATOR	
6	3-45904-3	ANVIL BARREL	
5	125152-3	PLATE ALIGNMENT	
4	306105-9	SCREW SPECIAL	
3	2-45932-0	ANVIL INSULATION	
2	306030-1	INDENTER INSULATION	
1	2-306131-1	SCREW SPECIAL	

SUPERSEDED BY 1.S. 1632

LTR	REVISION RECORD	DR	CHK	DATE	NUMBER
HI	SUP BY 1.S. 1632	ELP	ELP	6/17/78	69342
H	REVISED	RS	ELP	7/1/78	
G	REVISED	PL	ELP	12/3/79	

DESCRIPTION	REQUIRED PER ASSEMBLY
69342	

©1969 BY AMP INCORPORATED. ALL RIGHTS RESERVED.
AMP PRODUCTS COVERED BY PATENTS AND/OR PATENTS PENDING.

CUSTOMER COPY REFERENCE ONLY

AMP INCORPORATED
HARRISBURG, PENNA.

DR: *[Signature]* 12-30-79
CHK: *[Signature]* 12-30-79
REL: *[Signature]* 12-30-79

WIRE - RANGE - INSULATION: 24-20
TOLERANCE EXCEPT AS NOTED: ± .015

CLASS: +
TYPE: 2" PIDG
NO: 69342
REV: H1

NAME: DIE ASSEMBLY MOD H