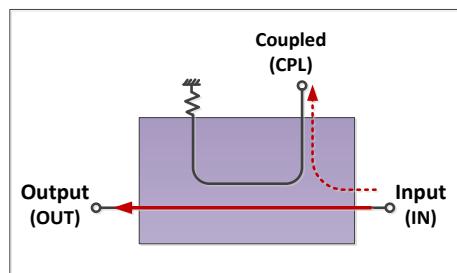




RoHS Compliant

Electrical schematic

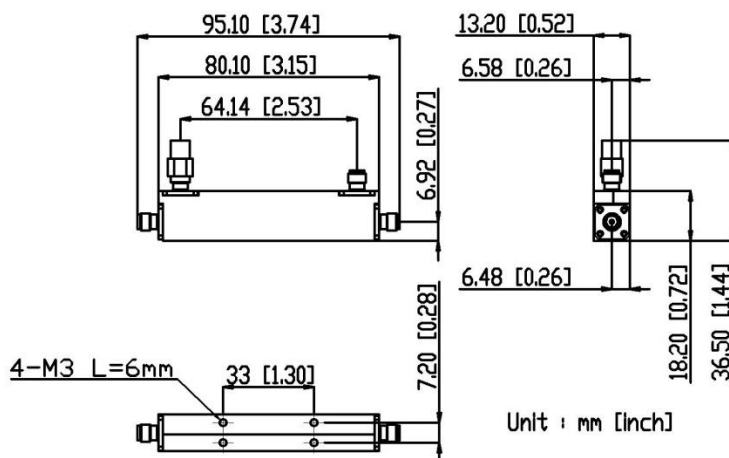


## Electrical Specifications

Parameter	Unit	Frequency (GHz)	Min.	Typ.	Max.
Nominal Coupling	dB	1 - 4	9	10	11
Coupling Flatness			±0.6	±0.9	
Directivity			19	21	
Main Line VSWR	:1	1 - 4		1.15	1.25
Coupled Line VSWR		1 - 4		1.20	1.25
Insertion Loss (Including Coupling Loss)	dB	1 - 4		0.9	1.3
Average Power Handling	W	1 - 4			20

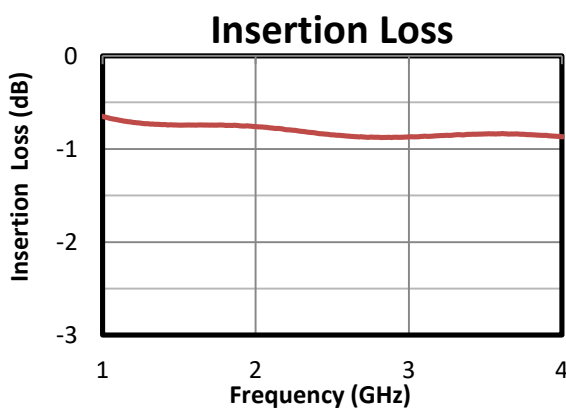
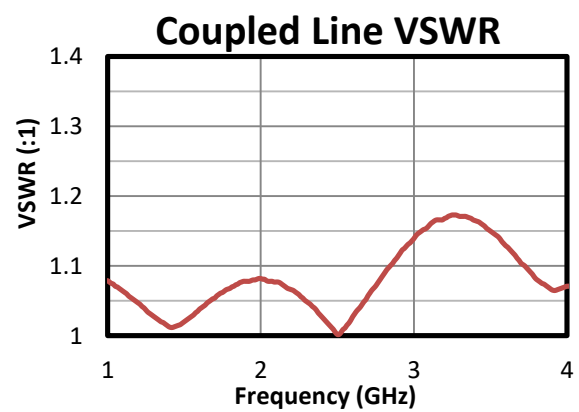
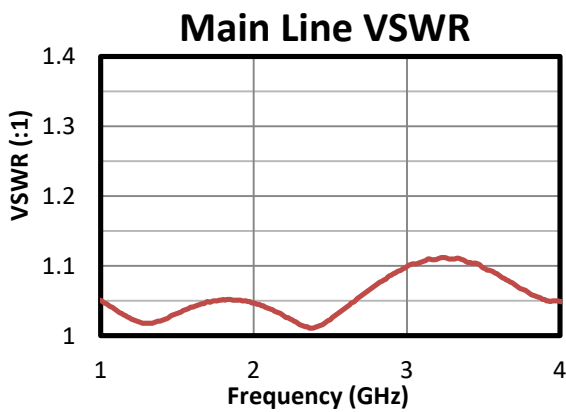
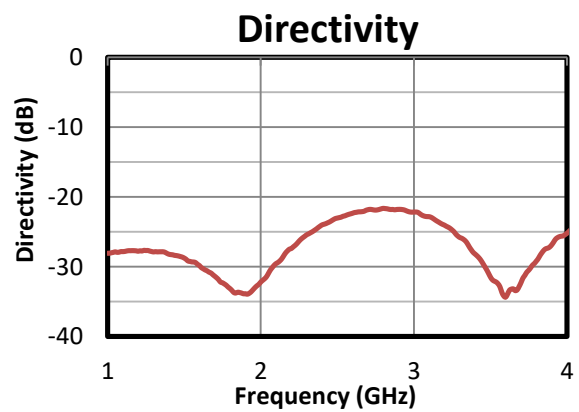
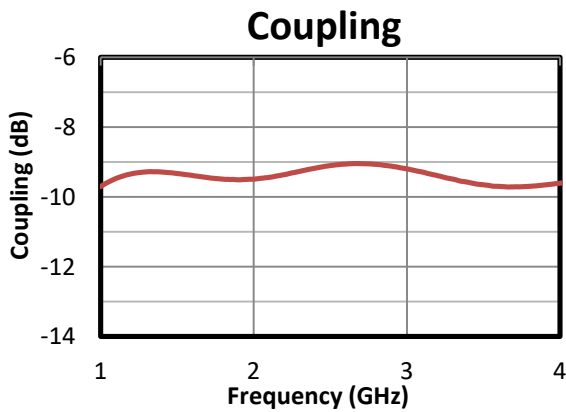
Operated in 50Ω system, 25°C environment.

## Outline Drawing



Connectors: SMA Female

## Typical Performance



Typical performance S-parameter file: <https://www.amtery.com/en/goods-76>

For each S/N S-parameter file, go to <https://www.amtery.com/en/downloads>

Note: Specifications are subject to change without notice.