P.C.B. HOLE DRILLINGS
(P.C.B. TOP SIDE)

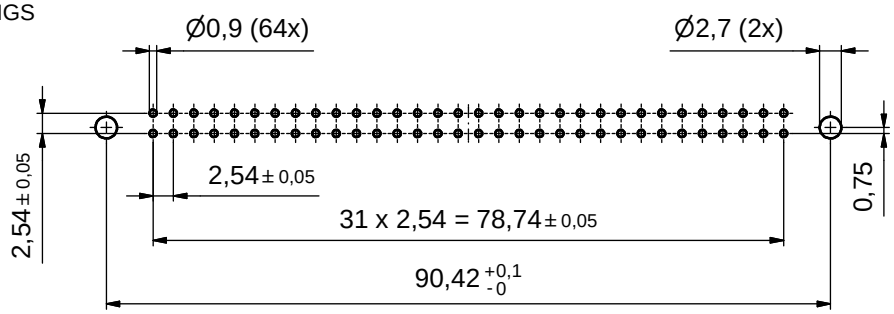

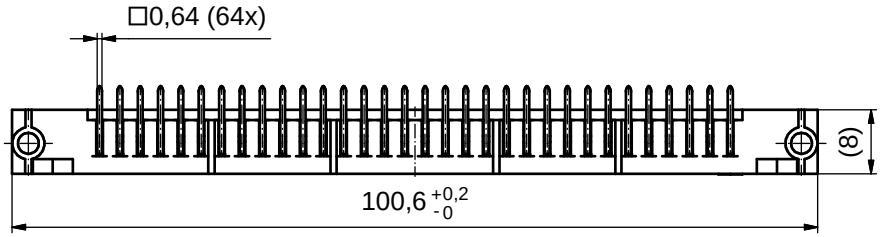

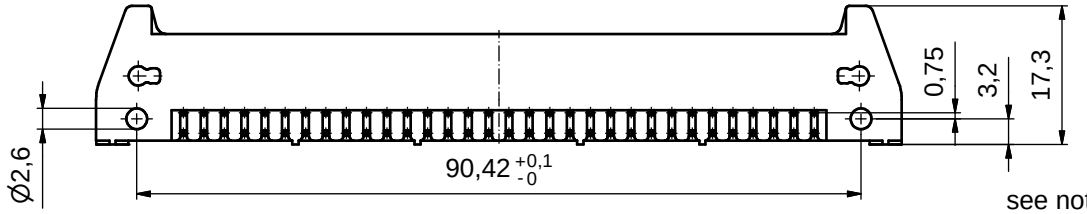

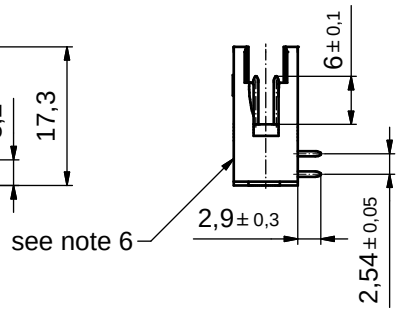

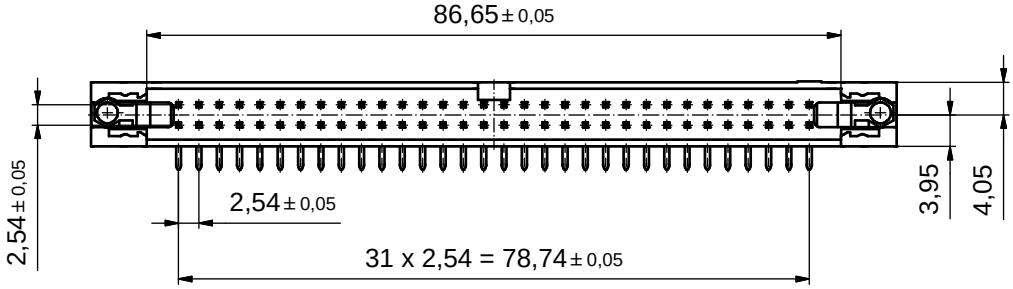

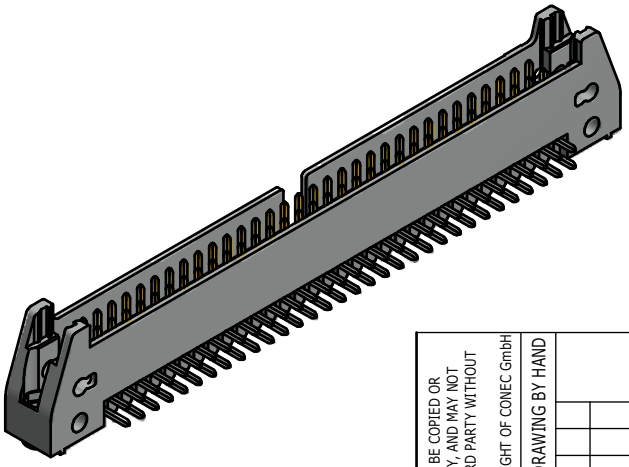

NOTES:

1. INSULATOR: PBT GF, V0 UL 94 V-0, GREY
2. CONTACTS: COPPER ALLOY
   PLATING, MATING AREA: GOLD OVER NICKEL
   PLATING, TERMINATION SIDE: TIN OVER NICKEL
   50 MATING CYCLES
3. OPERATING TEMPERATURE RANGE: -55°C TO +125°C
4. CURRENT CARRYING CAPACITY: ≤ 5 A
5. TEST VOLTAGE: 1000 V eff.
6. CONNECTOR IS PART MARKED: 141A12279X CONEC ABC

Directive 2002/95/EC RoHS compliant

THIS DRAWING MAY NOT BE COPIED OR REPRODUCED IN ANY WAY, AND MAY NOT BE PASSED ON TO A THIRD PARTY WITHOUT WRITTEN PERMISSION. OWNERSHIP AND COPYRIGHT OF CONEC GmbH

DO NOT ALTER CAD DRAWING BY HAND

rev.	description	date	name
a	Original		

tolerance DIN ISO 2768-m

dim. in mm

	date	name
drawn	14.03.14	Schmidt
appd.	17.03.14	Lehmenkühler
norm		
d-old		

scale: 1,5:1

material: see notes

title: HEADER
64pos. with right angle solder pins
without latches

dwg no: 14K1A029

DIN-A3

sh: 1

part no: 141A12279X