

19.5 dB Bi-Directional Couplers 0.5-400 MHz

Rev. V4

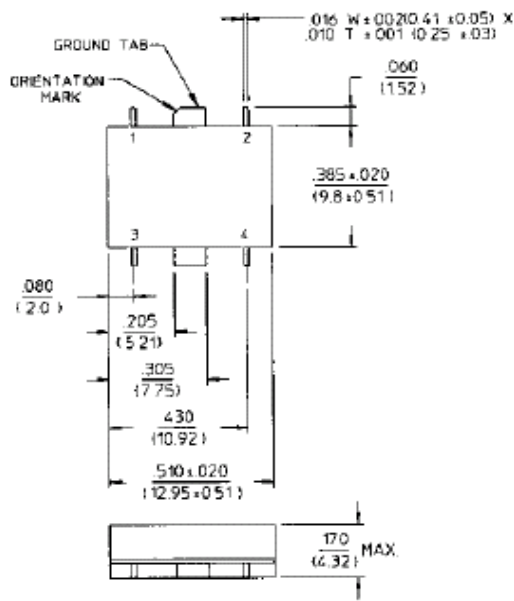
Features

- Low Cost
- Convenient Plug-In Mounting
- Fully Hermetic Package (CHS-137)
- MIL-STD-202 Screening Available

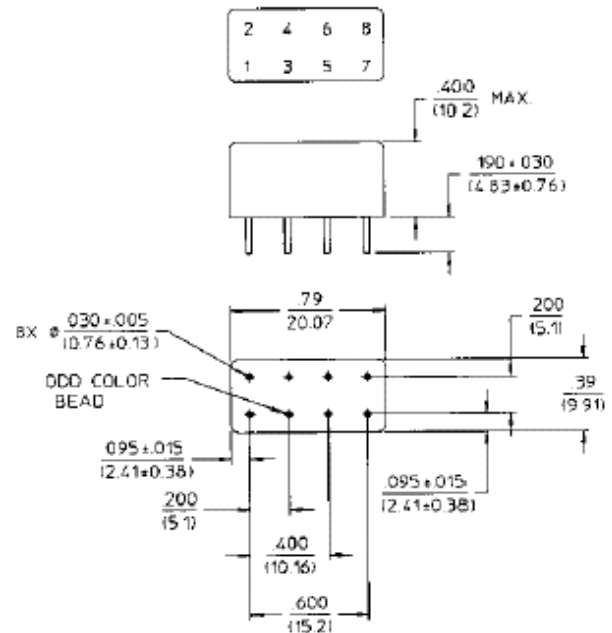
Description

Bi-Directional Couplers offer the ability to couple the power in two directions while maintaining directivity.

SF-1 (CHS-137)



RH-1 (CH-137)



Pin Configuration (CH-137)

Pin No.	Function	Pin No.	Function
1		5	GND
2	GND	6	
3		7	GND
4		8	GND

Pin Configuration (CHS-137)

Pin No.	Function	Pin No.	Function
1	C	3	A
2	B	4	D

19.5 dB Bi-Directional Couplers 0.5-400 MHz

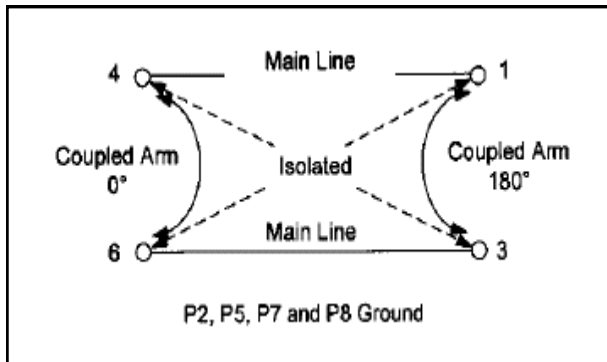
Rev. V4

Electrical Specifications¹: $T_A = -55^{\circ}\text{C}$ to $+85^{\circ}\text{C}$

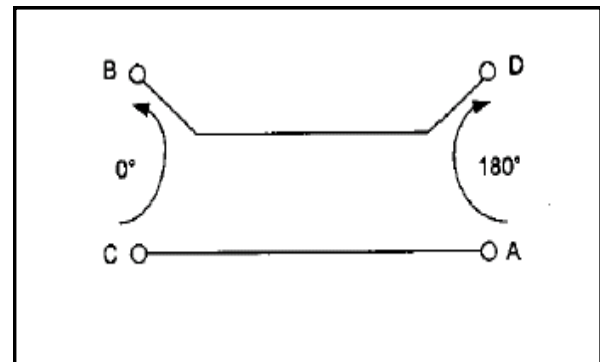
Parameter	Test Conditions	Frequency	Units	Min	Typ	Max
Coupling	Input to Output	0.5 - 200 MHz	dB	19.0	19.5	20.0
		200 - 400 MHz	dB	19.0	20.0	21.0
VSWR	All Ports	5 - 200 MHz 0.5 - 400 MHz	Ratio Ratio	— —	— —	1.2:1 1.5:1
Directivity	Both Directions	0.5 - 50 MHz	dB	30	—	—
		50 - 200 MHz	dB	20	—	—
		200 - 400 MHz	dB	15	—	—
Main Line Loss ²	—	0.5 - 50 MHz	dB	—	—	0.5
		50 - 200 MHz	dB	—	—	0.4
		200 - 400 MHz	dB	—	—	0.6
Input Power	—	—	Watt	—	—	3.0

1. All specifications apply with 50 ohm source and load impedance.
 2. Includes theoretical power split.
- This product contains elements protected by United States Patent number 3,426,298.

Functional Diagram (CH-137)

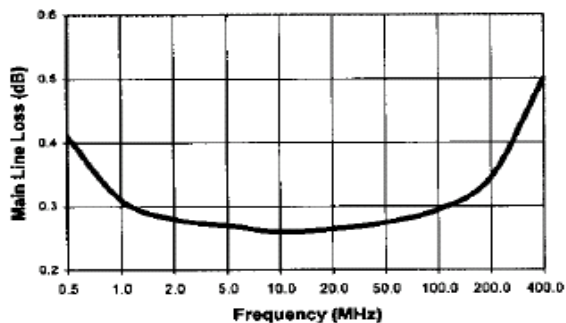


Functional Diagram (CHS-137)

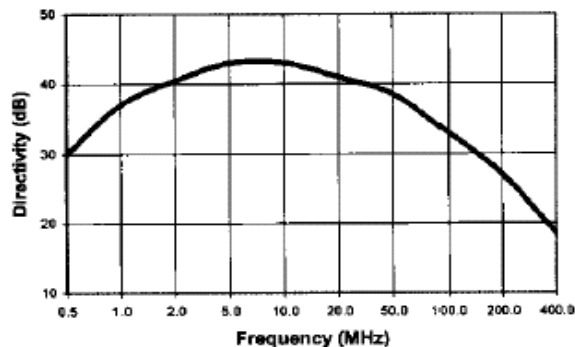


Typical Performance Curves

Main Line Loss



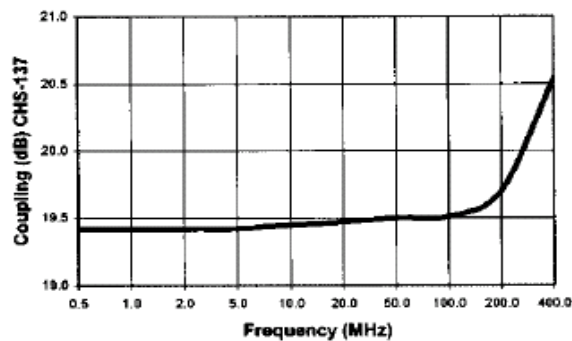
Directivity



Ordering Information

Part Number	Package
CH-137 PIN	RH-1
CHS-137 PIN	SF-1

Coupling



M/A-COM Technology Solutions Inc. All rights reserved.

Information in this document is provided in connection with M/A-COM Technology Solutions Inc ("MACOM") products. These materials are provided by MACOM as a service to its customers and may be used for informational purposes only. Except as provided in MACOM's Terms and Conditions of Sale for such products or in any separate agreement related to this document, MACOM assumes no liability whatsoever. MACOM assumes no responsibility for errors or omissions in these materials. MACOM may make changes to specifications and product descriptions at any time, without notice. MACOM makes no commitment to update the information and shall have no responsibility whatsoever for conflicts or incompatibilities arising from future changes to its specifications and product descriptions. No license, express or implied, by estoppel or otherwise, to any intellectual property rights is granted by this document.

THESE MATERIALS ARE PROVIDED "AS IS" WITHOUT WARRANTY OF ANY KIND, EITHER EXPRESS OR IMPLIED, RELATING TO SALE AND/OR USE OF MACOM PRODUCTS INCLUDING LIABILITY OR WARRANTIES RELATING TO FITNESS FOR A PARTICULAR PURPOSE, CONSEQUENTIAL OR INCIDENTAL DAMAGES, MERCHANTABILITY, OR INFRINGEMENT OF ANY PATENT, COPYRIGHT OR OTHER INTELLECTUAL PROPERTY RIGHT. MACOM FURTHER DOES NOT WARRANT THE ACCURACY OR COMPLETENESS OF THE INFORMATION, TEXT, GRAPHICS OR OTHER ITEMS CONTAINED WITHIN THESE MATERIALS. MACOM SHALL NOT BE LIABLE FOR ANY SPECIAL, INDIRECT, INCIDENTAL, OR CONSEQUENTIAL DAMAGES, INCLUDING WITHOUT LIMITATION, LOST REVENUES OR LOST PROFITS, WHICH MAY RESULT FROM THE USE OF THESE MATERIALS.

MACOM products are not intended for use in medical, lifesaving or life sustaining applications. MACOM customers using or selling MACOM products for use in such applications do so at their own risk and agree to fully indemnify MACOM for any damages resulting from such improper use or sale.