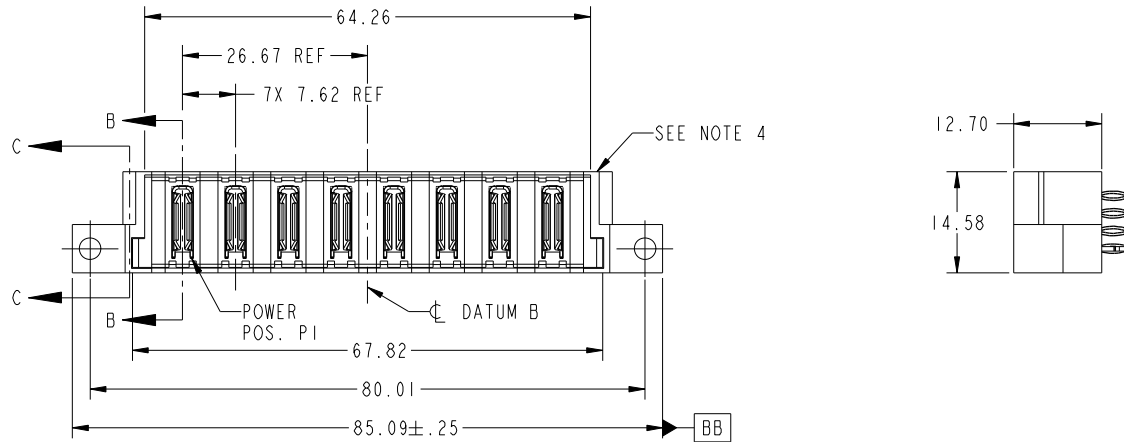
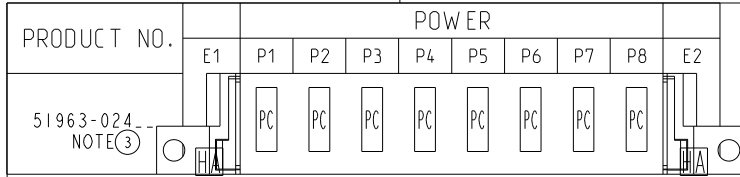


Tous droits strictement reserves. Reproduction ou communication a des tiers interdite sous quelque forme que ce soit sans autorisation écrite du propriétaire. Propriete de c FCI. Droits de reproduction FCI.



All rights strictly reserved. Reproduction or issue to third parties in any form whatever is not permitted without written authority from the proprietor. Property of FCI. Copyright FCI.



| CODE | DIM "M" MATING LENGTH | CONTACT TYPE |
|------|-----------------------|--------------|
| PC | [N/A] | POWER |
| HA | [N/A] | HOLD-DOWN |

| | | | | | | | | | |
|-------------|----------------|-----|----------|---------------------------------------|----------------------|------------|--|---------------------------|--|
| mat'l code | | | | tolerances unless otherwise specified | | CUSTOMER | | www.fciconnect.com | |
| ltr | ecn no. | dr | date | linear | 0.X ± 0.3 | COPY | | title | |
| A | DG07-0308 | JMG | 07/27/07 | angles | 0.XX ± 0.13 | projection | | 8ACP | |
| | | | | dr | 0.XXX ± 0.051 | | | VERTICAL PRESS-FIT HEADER | |
| | | | | enr | 0° ± 2° | | | product family | |
| | | | | chr | JM GUO 07/27/07 | scale | | PwrBlade | |
| | | | | appd | JEROME CHEN 07/27/07 | 1:1 | | code | |
| | | | | | GARY HSI'EH 07/27/07 | | | 213 | |
| | | | | | JOSEPH HSIA 07/27/07 | | | size | |
| sheet index | revision sheet | A | A | A | | | | dwg no | |
| 1 | 2 | 3 | | | | | | 51963-024 | |
| | | | | | | | | sheet | |
| | | | | | | | | 1 of 3 | |

cage code 22526

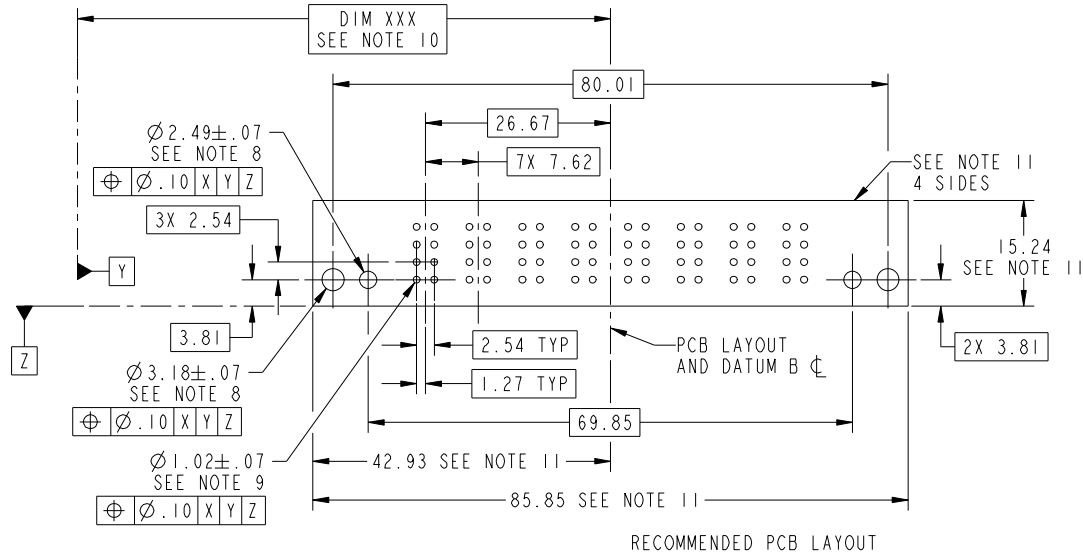
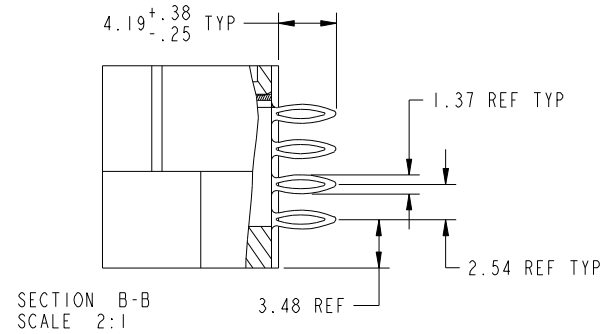
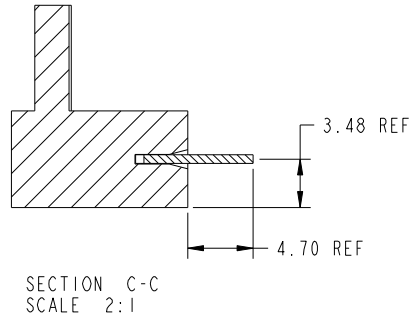
Pro/E

Tous droits strictement reserves. Reproduction ou communication a des tiers interdite sous quelque forme que ce soit sans autorisation écrite du propriétaire. Propriete de c FCI. Droits de reproduction FCI.

All rights strictly reserved. Reproduction or issue to third parties in any form whatever is not permitted without written authority from the proprietor. Property of FCI. Copyright FCI.



PRODUCT NUMBER
51963-024__
NOTE 3



| | | | | | | | | | |
|-------------|----------------|----|------|---------------------------------------|----------------------|------------|--|--------------------------------------|--|
| mat'l code | | | | tolerances unless otherwise specified | | CUSTOMER | | FCI | |
| ltr | ecn no. | dr | date | linear | 0.X ± 0.3 | COPY | | www.fciconnect.com | |
| A | | | | angles | 0.XX ± 0.13 | projection | | title 8ACP VERTICAL PRESS-FIT HEADER | |
| | | | | dr | 0.XXX ± 0.051 | MIM | | product family PwrBlade code 213 | |
| | | | | enr | JM GUO 07/27/07 | scale 1:1 | | size dwg no 51963-024 sheet 2 of 3 | |
| | | | | chr | JEROME CHEN 07/27/07 | | | | |
| | | | | appd | GARY HSIEH 07/27/07 | | | | |
| | | | | | JOSEPH HSIA 07/27/07 | | | | |
| sheet index | revision sheet | | | | | | | cage code 22526 | |

Pro/E

cage code 22526

Tous droits strictement reserves. Reproduction ou communication a des tiers interdite sous quelque forme que ce soit sans autorisation écrite du propriétaire. Propriete de c FCI. Droits de reproduction FCI.



All rights strictly reserved. Reproduction or issue to third parties in any form whatever is not permitted without written authority from the proprietor. Property of FCI. Copyright FCI.

PRODUCT NUMBER
51963-024--
NOTE 3

NOTES:

1. DIMENSIONS AND TOLERANCES ARE IN ACCORDANCE WITH ASME Y14.5M, 1994 UNLESS OTHERWISE SPECIFIED.

CONNECTOR NOTES:

- 2 HOUSING MATERIAL: UL 94 V-0 GLASS FILLED
HIGH-TEMP THERMOPLASTIC
POWER CONTACT MATERIAL: COPPER ALLOY
SIGNAL PIN MATERIAL: COPPER ALLOY
 - 3. PLATING:
51963-024 ,51963-024LF PLATING SPEC. WAS SHOWN IN THE PRINT OF 10064183.
 - 4 MANUFACTURER'S NAME, P/N, AND DATE CODE TO APPEAR ON THIS SURFACE.
 - 5. PRODUCT SPECIFICATION GS-12-149.
APPLICATION SPECIFICATION BUS-20-067.
 - 6. PACKAGED IN TRAYS.
- PCB NOTES:
- 7. ALL HOLE DIAMETERS ARE FINISHED HOLE SIZE.
 - 8. MOUNTING HOLES, WHERE APPLICABLE, ARE UNPLATED.
 - 9 $\varnothing 1.151 \pm 0.025$ DRILLED HOLES PLATED WITH
0.008 MIN SnPb OR Sn OVER .001 [0.03]
TO 0.08 Cu PLATING TO ACHIEVE
 $\varnothing 1.02 \pm .07$ HOLE.
 - 10 "DIM XXX" TO BE DETERMINED BY THE CUSTOMER.
 - 11 CONNECTOR KEEP-OUT ZONE.
12. FOR PRESS FIT APPLICATION USE FCI CAM TOOL 430169-XXX.

| | | | | | | | | | |
|-------------|----------------|----|------|---------------------------------------|----------------------|------------|---|--------------------|--------|
| mat'l code | | | | tolerances unless otherwise specified | | CUSTOMER | | | |
| ltr | ecn no. | dr | date | linear | 0.X ± 0.3 | COPY | | www.fciconnect.com | |
| A | | | | linear | 0.XX ± 0.13 | projection | title 8ACP VERTICAL PRESS-FIT HEADER | | |
| | | | | angles | 0.XXX ± 0.051 | | product family PwrBlade code 213 | | |
| | | | | dr | 0° ± 2° | MIM | size | dwg no | sheet |
| | | | | enr | JM GUO 07/27/07 | ← MIM → | A | 51963-024 | 3 of 3 |
| | | | | chr | JEROME CHEN 07/27/07 | scale | 1:1 | | |
| | | | | appd | GARY HSIEH 07/27/07 | | | | |
| | | | | | JOSEPH HSIA 07/27/07 | | | | |
| sheet index | revision sheet | | | | | | | | |

cage code 22526

Pro/E