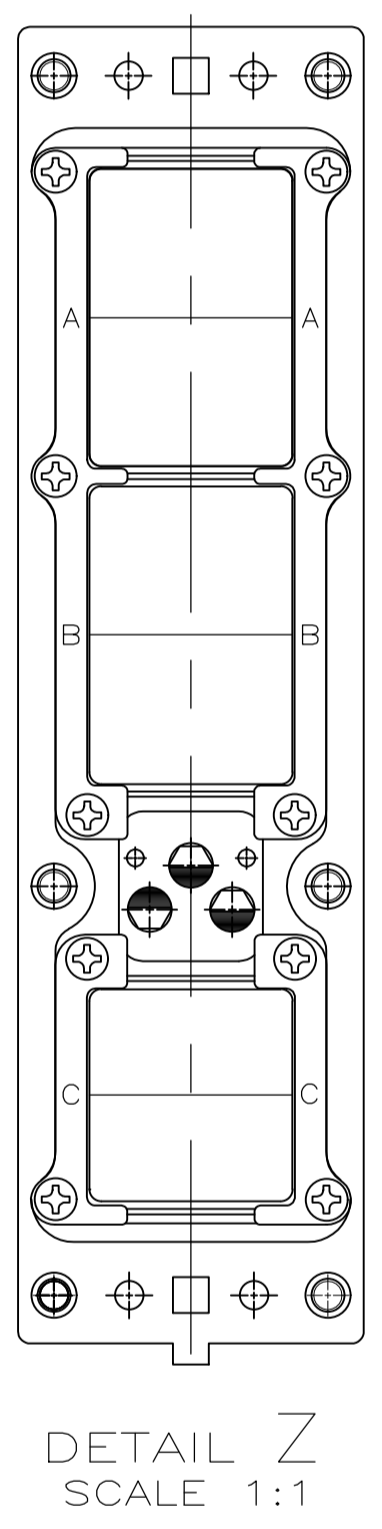
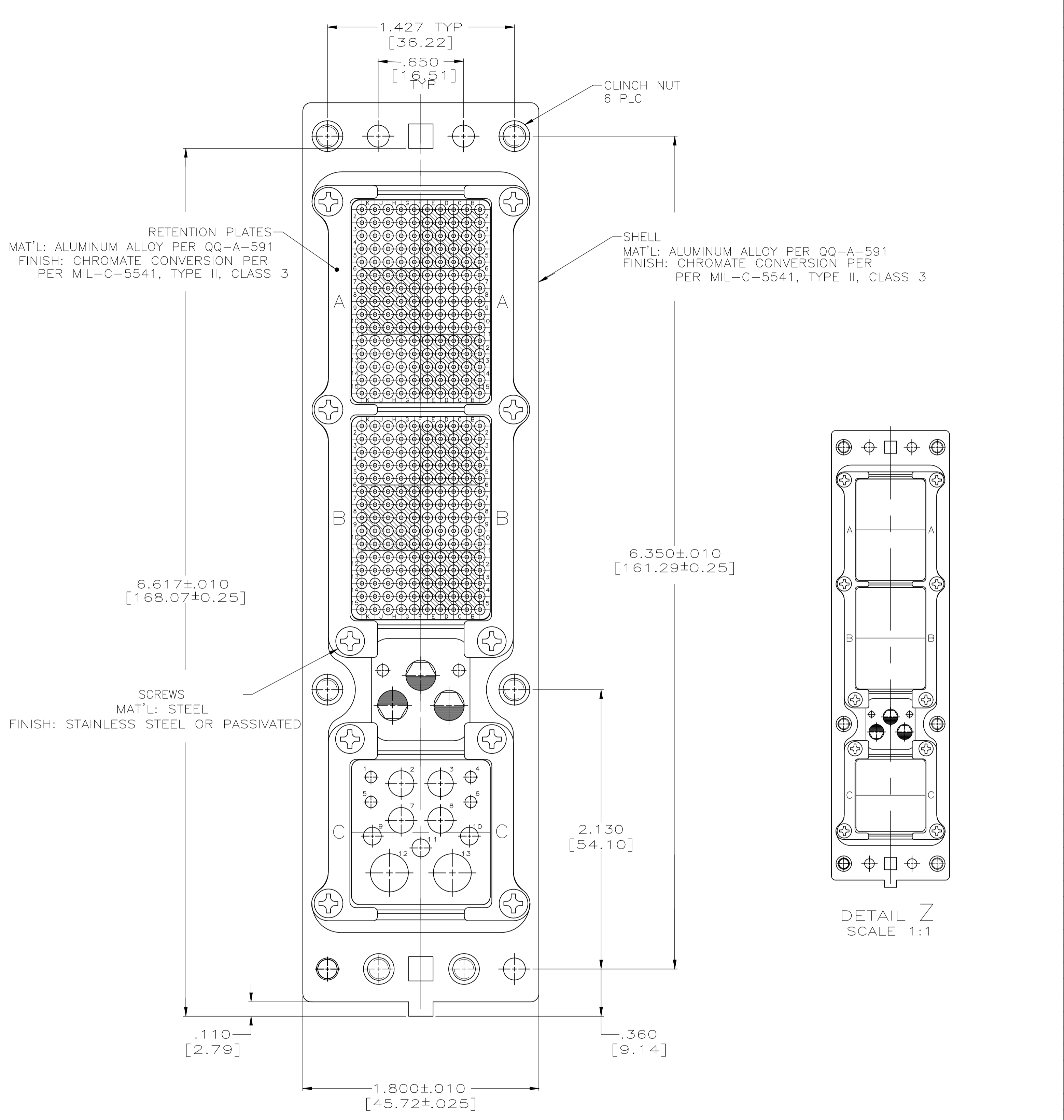
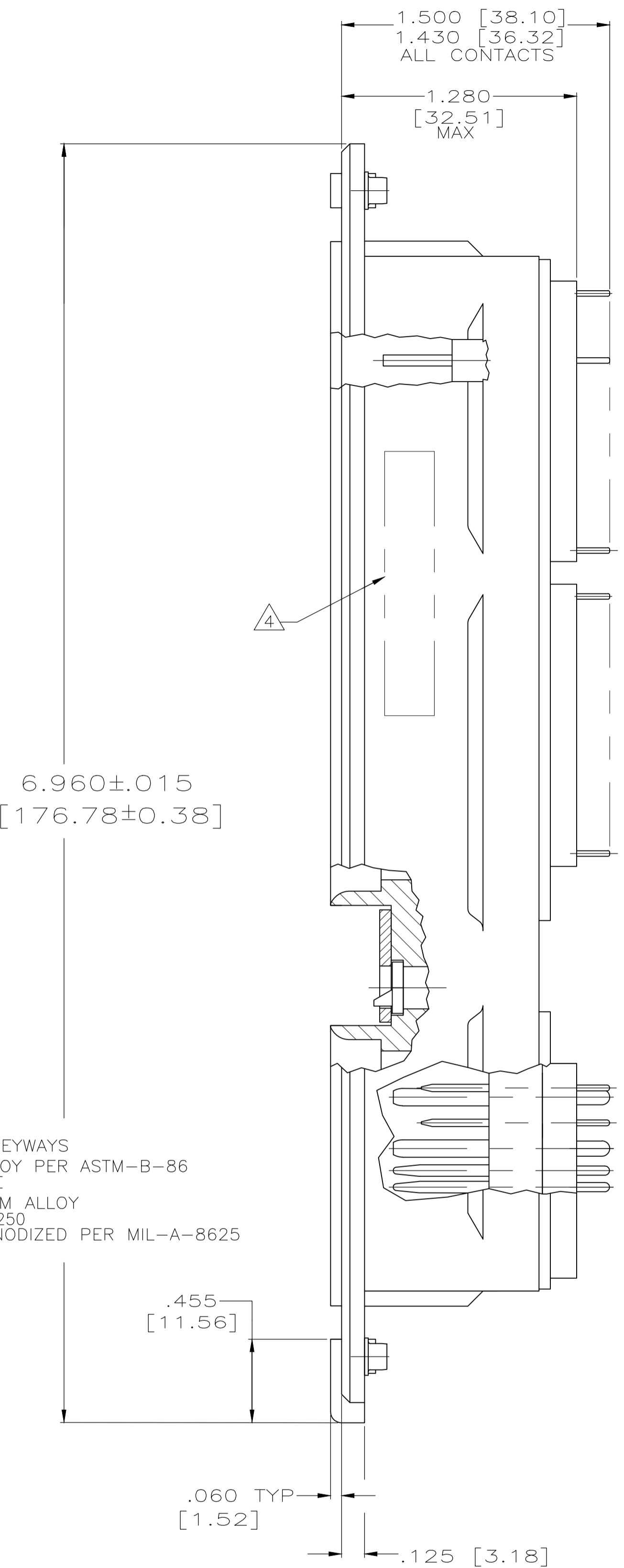
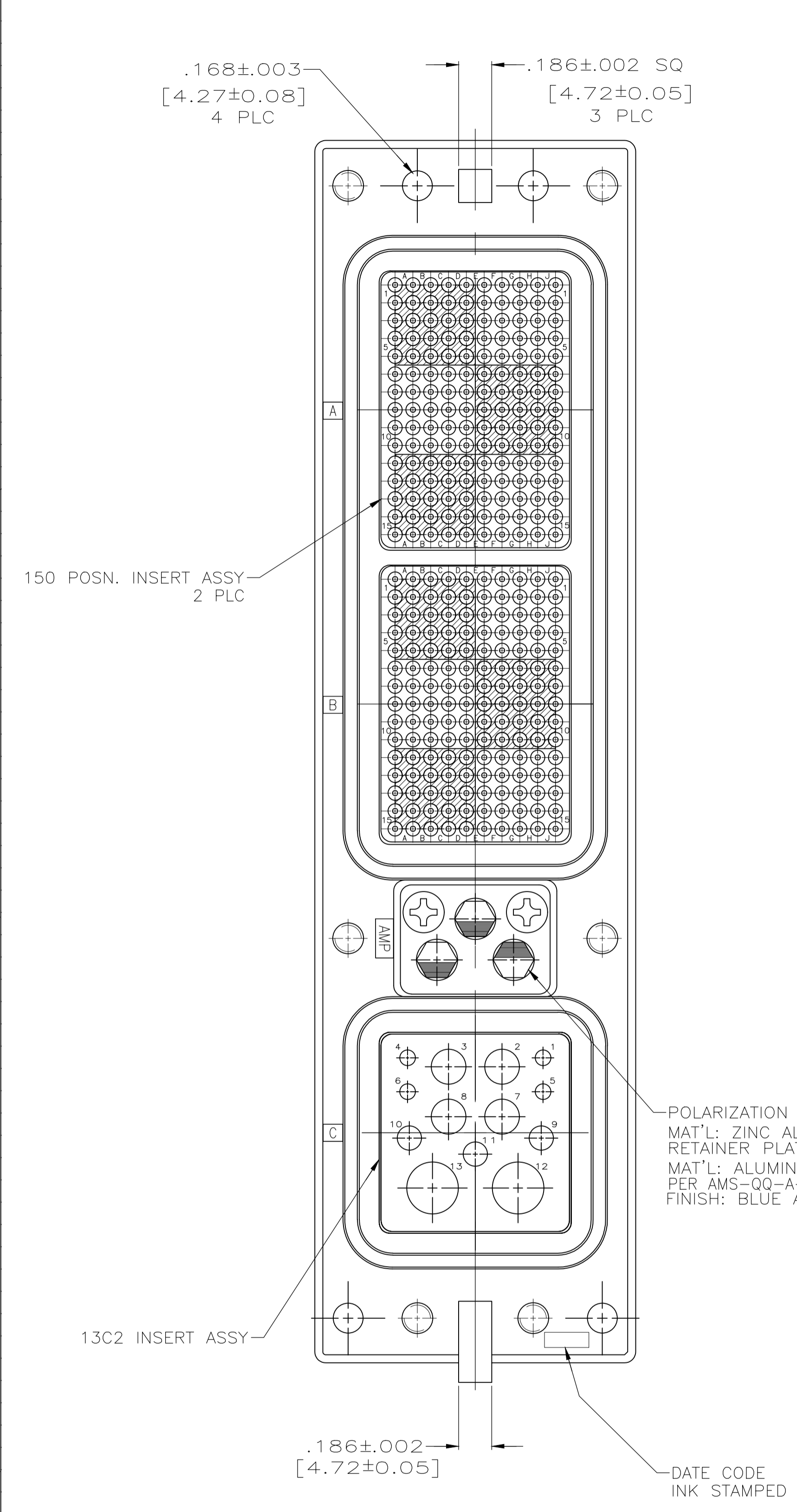


REVISIONS				
P	LYR	DESCRIPTION	DATE	APPV
D		REVISED PER ECO-17-018523	19JAN2018	PHM CT



- ALL CONTACTS ARE LOADED IN CONNECTOR AND ARE FRONT RELEASE/REMOVE, EXCEPT NO COAX CONTACTS ARE SUPPLIED. CONTACT SOLDER TAILS ARE SOLDER COATED $.000100$ [0.0025] MIN THICK.
- POLARIZING KEYS ARE SHOWN IN POSITION "04". CONNECTOR KEYED IN POSITION PER TABLE.
- ALL CONNECTOR DIMENSIONS ARE PER ARINC 600 SPECIFICATIONS.
- CUSTOMER MARKING (PER TABLE) MARKED IN THIS AREA.
- CLINCH NUTS SHOWN IN LOCATION FOR 1218644-1, SEE TABLE FOR CLINCH NUT INSTALLATION ON OTHER DASH NUMBERS.

MODULE LETTER	NUMBER OF CONTACTS	SIZE	AMP PART NO.	SOLDER TAIL DIAMETER
A	150	22	1-211431-5	.023-.027 [0.58-0.69]
B	150	22	1-211431-5	.023-.027 [0.58-0.69]
C	4	20	1-448138-6	.030-.034 [0.76-0.86]
	3	16	1-448139-5	.048-.052 [1.22-1.32]
	4	12	448140-9	.079-.083 [2.01-2.11]

PRELIMINARY NOT RELEASED FOR PRODUCTION	(6) 6-32, SEE DETAIL Z	-	10	1218644-2
	(6) 6-32, AS SHOWN	35351-176226-01	04	1218644-1
CLINCH NUT LOCATION	CUSTOMER MARKING	KEYING POSITION	PART NUMBER	

THIS DRAWING IS A CONTROLLED DOCUMENT.		DIN C.C.THOMAS 3/7/00	TE Connectivity Ltd.	
DIMENSIONS: INCHES		CHK S.GLATFELTER 3-8-00	RECEPTACLE ASSY, SIZE 2, CLASS 'A', ARINC 600 WITH FRONT RELEASE/REMOVE CONTACTS	
TOLERANCES UNLESS OTHERWISE SPECIFIED:		APPV S.GLATFELTER 3-8-00	NAME	
0 PLC ± - 1 PLC ± - 2 PLC ± - 3 PLC ± .005 [0.13] 4 PLC ± - ANGLES ± -		APPLICATION SPEC	SIZE A1	RESTRICTED TO
MATERIAL		WEIGHT	CAGE CODE 00779	DRAWING NO. 1218644
		FINISH	CUSTOMER DRAWING	SCALE 2:1 SHEET 1 OF 1 REV D