

# ETC1.6-4-2-3TR




## E-Series RF 4:1 Transmission Line Transformer 500-3000MHz

Rev. V5

### Features

- Surface Mount
- 4:1 Impedance Ratio
- RoHS Compliant, lead free
- CT on Secondary
- Available on Tape and Reel



### Electrical Specifications @25°C

Parameter	Units	Nominal	Maximum	Mean (x)	Sigma ( $\sigma$ )
Frequency Range 500 - 3000	MHz	—	—	—	—
Insertion Loss ( $f_L - f_U$ )					
500 - 750 MHz	dB	—	3.0	—	—
750 - 1200 MHz	dB	—	1.0	0.22	0.159
1200 - 3000 MHz	dB	—	3.0	—	—

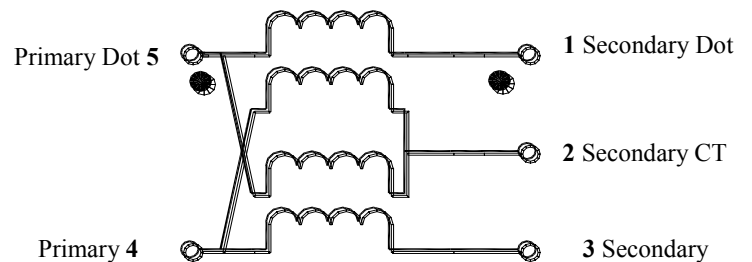
Note: Mean and Sigma calculated from average loss at @  $(f_U - f_L)/2 + f_L$

Please Note that the photograph above indicates package only, not actual unit.

### Pin Configuration

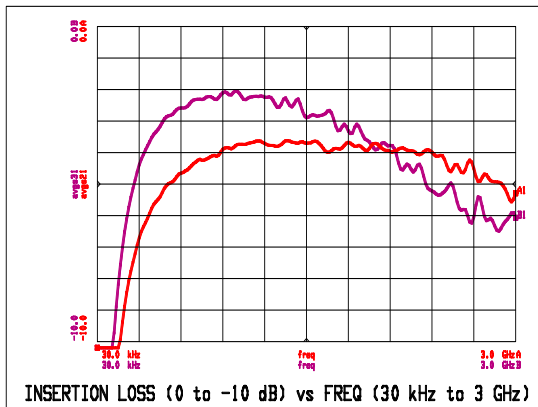
Pin No.	Function
1	Secondary Dot
2	Secondary CT
3	Secondary
4	Primary
5	Primary Dot

### Schematic

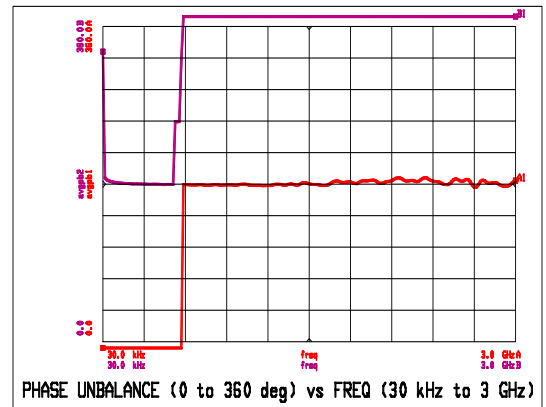


## Typical Performance Over Extended Bandwidth (30kHz - 3.0GHz)

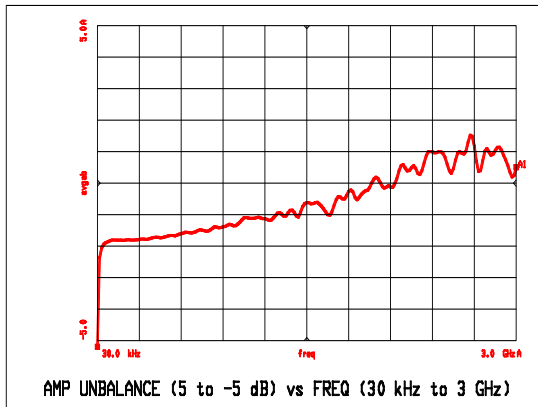
**Insertion Loss**



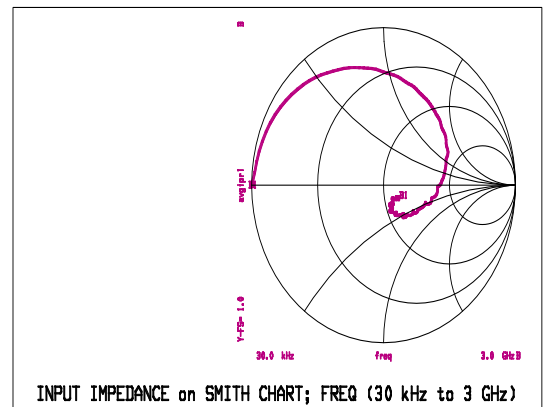
**Phase Unbalance**



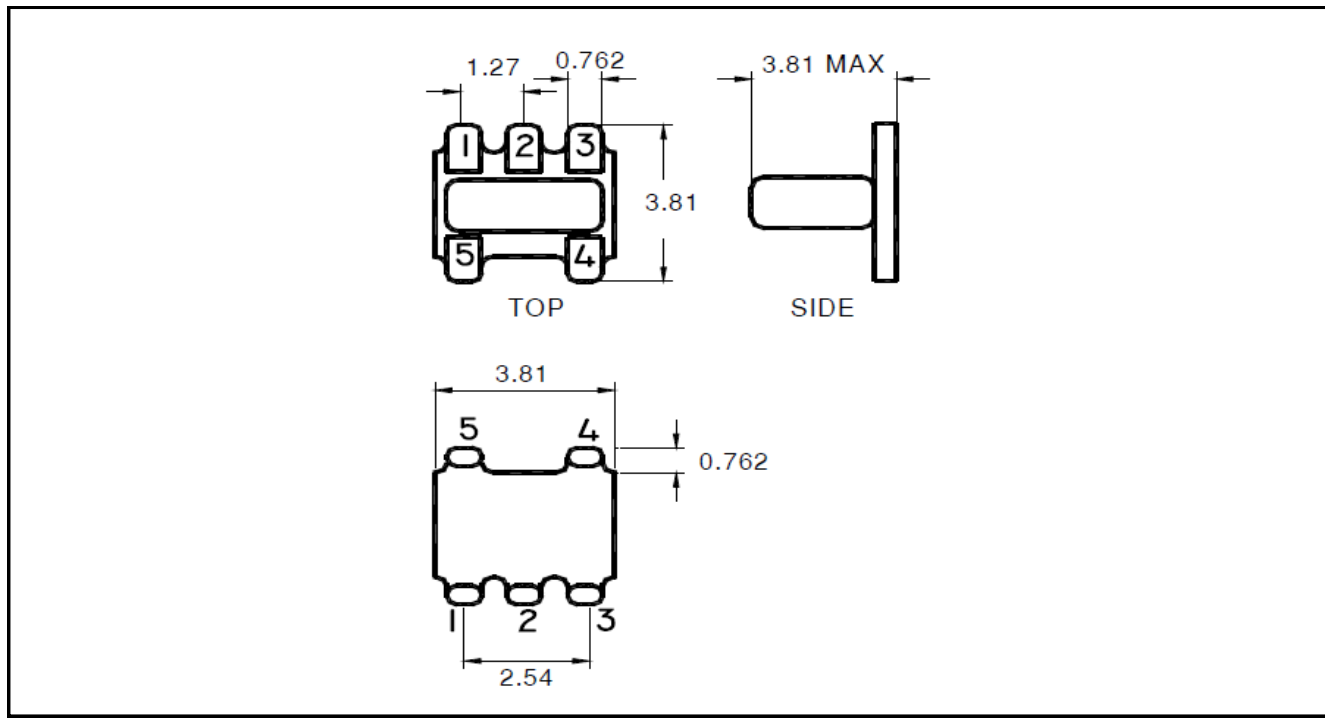
**Amplitude Unbalance**



**Input Impedance**

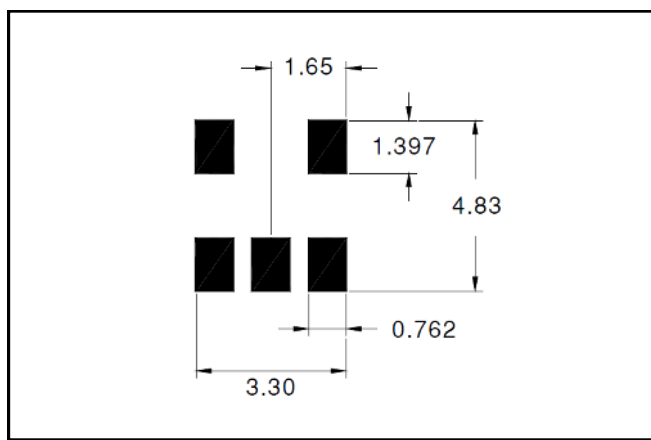


## Outline Drawing



1. Dimensions in mm.
2. Tolerance:  $\pm 0.2$ mm unless otherwise noted.
3. Model number and lot code are printed on the reel.
4. Termination plating is Sn.

## Recommended Footprint



# ETC1.6-4-2-3TR



E-Series RF 4:1 Transmission Line  
Transformer 500-3000MHz

Rev. V5

## Tape & Reel Information

Parameter	Units	Value
Qty per reel	-	2000
Reel Size	mm	330
Tape Width	mm	12.00
Pitch	mm	8.00
Ao	mm	4.39
Bo	mm	4.35
Ko	mm	3.67
Orientation	-	F5
Reference Application Note ANI-019 for orientation		

## Ordering Information

Part Number	Description
ETC1.6-4-2-3TR	2000 piece reel
ETC1.6-4-2-3TB	Customer Test Board

## Recommended Maximum Ratings

Parameter	Value
RF power	250mW
DC current	30mA
Operating Temperature	-40°C to +85°C
Storage Temperature	-40°C to +85°C