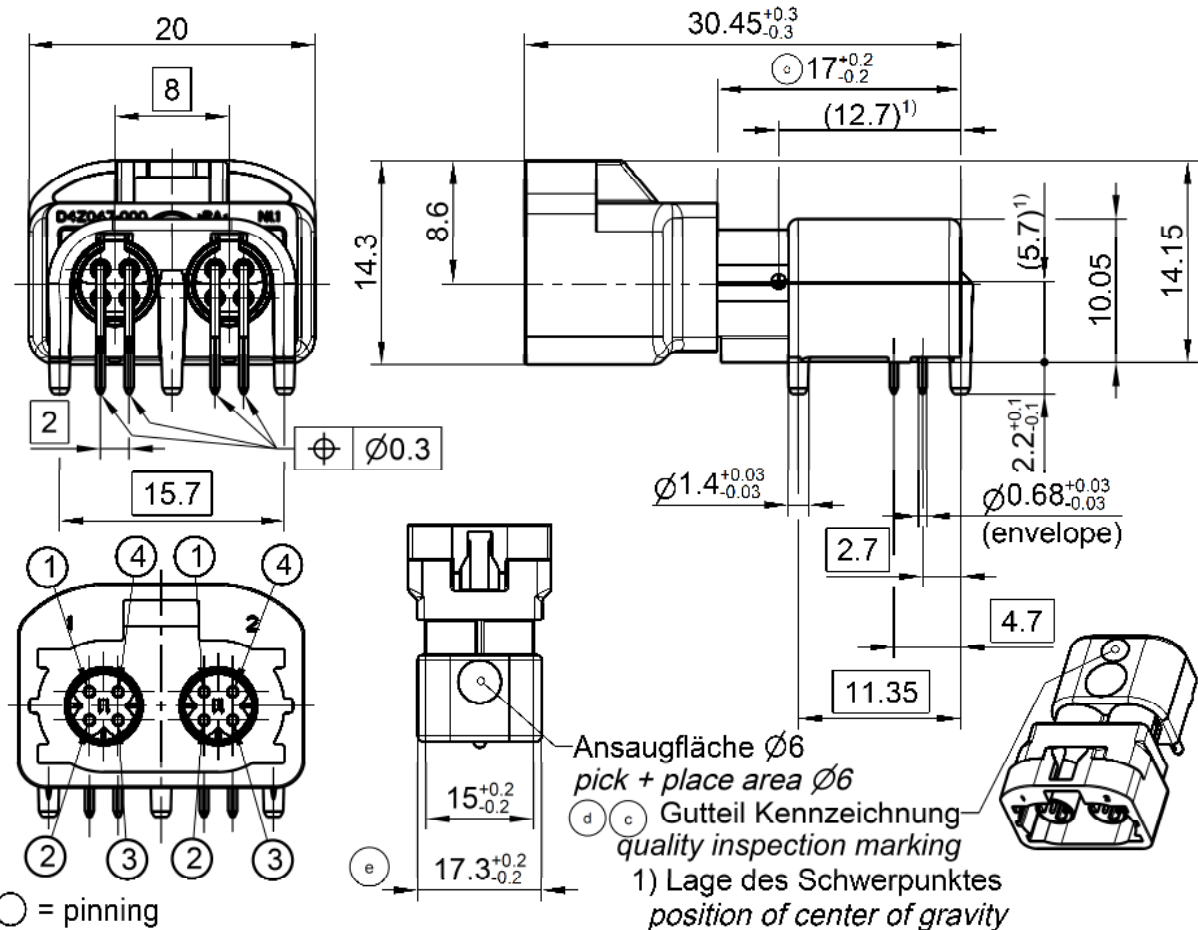


RosenbergerHSD®

TWIN RIGHT
ANGLE
PLUG FOR PCB

D4S20W-40MA5-Y



All dimensions are in mm; tolerances according to ISO 2768 m-H
 EMC-screening must be assured by chassis compartment. Control box manufacturer is responsible for EMC-screening.

Interface

According to RN 059-02

Documents

Pinning instruction RN 053-01
 Panel piercing MB 427
 Test Specification RN 061-01
 Tape and reel packaging VG226.13500

Dieses Dokument ist urheberrechtlich geschützt • This document is protected by copyright • Rosenberger Hochfrequenztechnik GmbH & Co. KG

RF_35/05:10/6.2

RosenbergerHSD®

TWIN RIGHT
ANGLE
PLUG FOR PCB

D4S20W-40MA5-Y

Material and plating

Connector parts

Center contact

Outer contact (Interface)

Outer contact (PCB)

Dielectric

Plastic housing

Material

Spring bronze

Brass

Zinc Alloy

LCP

HTN

Plating

Gold, 0.15 µm (Interface)

Tin, 0.5-2 µm (PCB)

Nickel, 3-6 µm

Tin, 2-8 µm, over nickel

Electrical data

Impedance, differential mode

100 Ω differential signalling, for one pair or quad cable shielded

Frequency

DC to 2.0 GHz

Return loss

≥ 20 dB to 1.0 GHz

≥ 17 dB to 2.0 GHz

Insertion loss

≤ 0.1 dB @ 1.0 GHz

Skew (between signal contacts)

≤ 5 psec.

Nearend-Crosstalk

≤ 30 dB

Farend-Crosstalk

≤ 35 dB

Insulation resistance

≥ 1x10³ MΩ

Signal contact resistance

≤ 10 mΩ

Outer contact resistance

≤ 7.5 mΩ

Test voltage

250 V rms

Working voltage

100 V rms

Power current

≤ 1.5 A DC

RF-leakage (shielding effectiveness)

≥ 75 dB up to 1 GHz (IEC 62153-4-7)

≥ 65 dB up to 2 GHz (IEC 62153-4-7)

Mechanical data

Mating cycles

≥ 25

Engagement force each contact

≤ 30 N

Disengagement force each contact

≥ 5 N

Retention force latch

≥ 110 N

Coding efficiency

≥ 80 N

Environmental data

Temperature range

-40°C to +105°C

Thermal shock

DIN IEC 60068-2-14 Test Na

Temperature and humidity

USCar 2 – 4 5.6.2

Vibration (Random)

DIN IEC 60068-2-64

Mechanical Shock

DIN IEC 60068-2-27

High-Temp. Exposure

DIN IEC 60068-2-2

Soldering profile

acc. to IEC 60068-2-58; Group 3&4

RoHS

compliant

Packing

Standard

25 pcs in Blister; 135 pcs on tape & reel



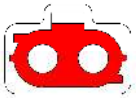



Weight

11.8 g/pce

Dieses Dokument ist urheberrechtlich geschützt • This document is protected by copyright • Rosenberger Hochfrequenztechnik GmbH & Co. KG RF_35/05:10/6.2

Coding

Part Number has to be accomplished by codification

Additional coding	Plug	Colour	RAL	Part-Number
A		deep black	sim. 9005	D4S20W-40MA5-A
B		cream	sim. 9001	D4S20W-40MA5-B
C		signal blue	sim. 5005	D4S20W-40MA5-C
D		claret violet	sim. 4004	D4S20W-40MA5-D
E		leaf green	sim. 6002	D4S20W-40MA5-E
F		nut-brown	sim. 8011	D4S20W-40MA5-F
Z		waterblue	sim.5021	D4S20W-40MA5-Z

Change History

Rev.	Date	Change
c00	21.01.16	Add of "quality inspection marking"
d00	25.08.16	Placed quality inspection marking in center
e00	26.05.23	Changed tolerances

While the information has been carefully compiled to the best of our knowledge, nothing is intended as representation or warranty on our part and no statement herein shall be construed as recommendation to infringe existing patents. In the effort to improve our products, we reserve the right to make changes judged to be necessary.

Draft	Date	Approved	Date	Rev.	Engineering change number	Name	Date
T. Höfling	02.08.12	B. Fritz	26.05.23	e00	23-0707	J. Längerich	26.05.23