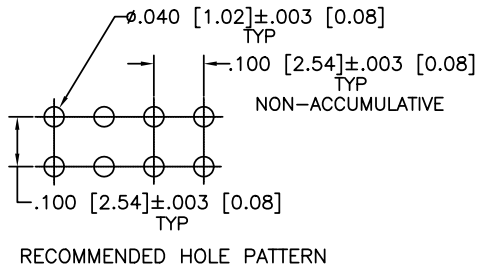
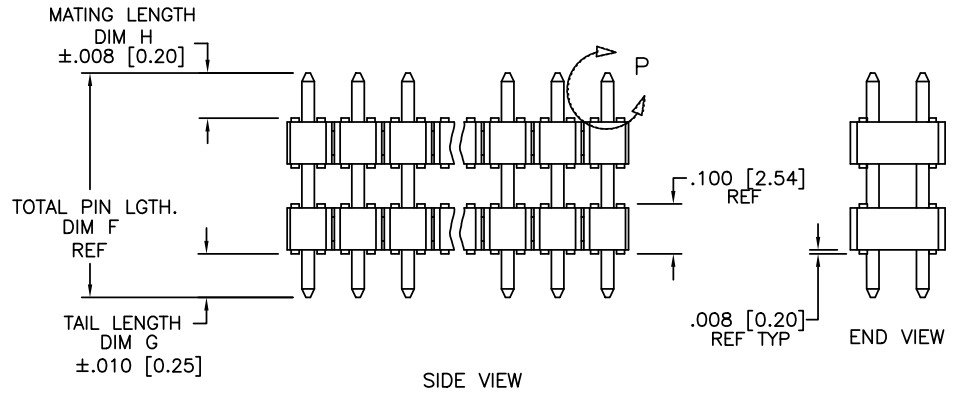
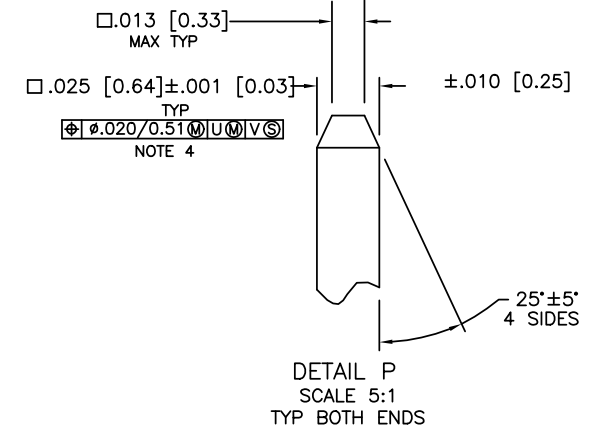
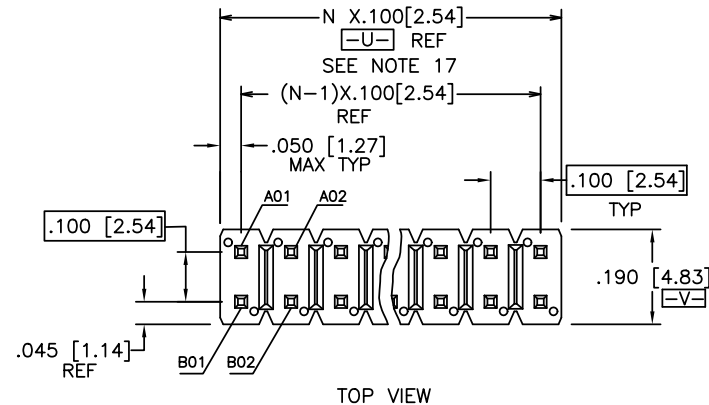


PRODUCT NUMBER  
10116413-XYZZZHLF

- LEAD FREE OPTION  
SEE NOTE 1,13
- HIGH TEMPERATURE PLASTIC  
SEE NOTE 1
- INDICATE DIFFERENT MATING LENGTH  
AND TAIL LENGTH AND POLARIZED  
PIN POSITIONS
- NO OF  
POSITIONS  
SEE NOTE 1
- PIN PLATING  
SEE SHEET 2
- BASE PART NO.



rev	ecn no	dr	date
A	N11-0135	J.Z	2011-05-09
B	N11-0162	J.Z	2011-05-31
-	-	-	-
-	-	-	-
-	-	-	-
-	-	-	-

www.fciconnect.com		surface 6.4 ISO 1302	tolerance std ISO 406 ISO 1101	projection INCH/MM
		TOLERANCES UNLESS OTHERWISE SPECIFIED		↔
Dr	J.ZHQU	2011-05-09	ANGULAR	0.X ±.03
Eng	J.ZHQU	2011-05-09	LINEAR	0.XX ±.015
Chr	R.BIAN	2011-05-09	0° ±2°	0.XXX ±.005
Appr	J.HSIA	2011-05-09	Product family	BERGSTIK
			size	A4
			Scale	1.000
			ECN	N11-0162
			Spec ref	
title			10116413	
BERGSTIK® II HDR, D/R .100/2.54cc STRAIGHT			Rev. B	
catalog no			CUSTOMER	
			sheet 1 of 3	



Copyright FCI.

PIN PLATING CODES:

10116413-1YYZZHLF	30u"/0.76u MIN (SEE NOTE 13) OVER 50u"/1.27u MIN Ni
10116413-2YYZZHLF	15u"/0.38u MIN (SEE NOTE 13) OVER 50u"/1.27u MIN Ni

NOTES

①. PART NUMBER OPTIONS:  
PIN PLATING CODES (SEE ABOVE)

HIGH TEMPERATURE MATERIAL:

PART NUMBERS WITH AND WITHOUT "H" WILL BE SUPPLIED WITH HIGH TEMPERATURE PLASTIC.

NUMBER OF POSITIONS :

ANY NUMBER OF POSITIONS FROM 2 (2X1) THROUGH 72 (2X36).

PACKAGING:

PACKAGED IN POLY BAGS.  
EIGHT DIGIT PART NUMBERS FOLLOWED BY A "T" ARE PACKAGED IN TUBES. SEE SPECIFIC PART NUMBERS FOR AVAILABILITY.  
EIGHT DIGIT PART NUMBERS FOLLOWED BY A "G" ARE PACKAGED IN GPAX FOR IBM ONLY. SEE SPECIFIC PART NUMBERS FOR AVAILABILITY.

PART NUMBERS FOLLOWED BY A "C" ARE PACKAGED IN TUBES WITH A PICKUP CAP APPLIED.

LEAD FREE:

ADD "HLF" SUFFIX AT THE END OF PART NUMBER FOR LEAD FREE OPTION, NOT AVAILABLE FOR -5YY,-5YYH, -6YY & -6YYH

②. BODY MATERIAL:  
BODY MATERIAL : MANUFACTURER'S OPTION OF NYLON, PCT GLASS FIBER REINFORCED OR MINERAL FILLED LCP FLAME RETARDENT PER UL-94V-0. COLOR: BLACK  
PART NUMBERS WITH "H" AND WITHOUT SUFFIX WILL WITHSTAND EXPOSURE TO 260° C PEAK TEMPERATURE FOR 20 SECONDS IN WAVE SOLDER, INFRA-RED OR VAPOR PHASE SOLDER PROCESS.

- ③. PIN MATERIAL: PHOS BRONZE.
- ④. MEASURED WITH PART IN RESTRAINED CONDITION.
- 5. TWO SIDES OF PIN TIPS NOT PLATED. TYPICAL BOTH ENDS.
- ⑥. 2LBS/0.9KG MIN PIN RETENTION IN EITHER DIRECTION.
- 7. MILITARY BERGSTIK HEADER  
P/N XXXXX-XY-MIL  
NOT AVAILABLE.
- ⑧. ±.010/0.25 TOL APPLIES TO ALL "G" TAILS EXCEPT INDICATED PARTS ON TABLE WHERE +.010/0.25 -.000/0.00 APPLIES.
- ⑨. NOTCH CONFIGURATION WILL VARY PER VENDOR'S DISCRETION.
- ⑩. TAIL LENGTH (DIM. G) TO BE ±.008/.020.
- 11. POSITIONS PER ROW 37 TO 50 CAN BE PRODUCED, BUT FLATNESS AND CURVATURE MAY NOT BE HELD AS CLOSE AS 36 POSITIONS.
- ⑫. THESE PRODUCTS MEETS EUROPEAN UNION DIRECTIVES AND OTHER COUNTRY REGULATION AS DESCRIBED IN GS-22-008.
- ⑬. PLATING OPTIONS:  
PERFORMANCE PLATING WILL BE EITHER GOLD OR GXT ON POST OR TAIL, OPTIONALLY (78~295u"/2~7.5u) TIN ON TAIL.
- ⑭. THE OAL DON'T EXCEED 34.5mm
- ⑮. INCREMENTS BY 0.1mm IN LENGTHS ONLY
- 16. FOR SPECIAL PACKAGING REQUEST PLEASE CONTACT PRODUCT MANAGER FOR AVAILABILITY
- ⑰. TO DETERMINE DIMENSIONS:  
N=NUMBER OF POSITION PER ROW  
EXAMPLE: 10 POS. N X .100/2.54



Copyright FCI.

www.fciconnect.com			surface ISO 1302 ✓	tolerance std ISO 406 ISO 1101	projection	INCH/MM		
			TOLERANCES UNLESS OTHERWISE SPECIFIED					
Dr	J.ZHDU	2011-05-09	ANGULAR	LINEAR	0.X	±0.3	size A4	Scale 1.000
Eng	J.ZHDU	2011-05-09			0.XX	±0.15		
Chr	R.BIAN	2011-05-09	0°	±2°	0.XXX	±0.05	ECN	N11-0162
Appr	J.HSIA	2011-05-09	Product family BERGSTIK		Spec ref			
			title BERGSTIK® II HDR. D/R .100/2.54cc STRAIGHT			dwg no 10116413		Rev. B
			catalog no			CUSTOMER		sheet 2 of 3

1

2

3

4

PRODUCT NUMBER	TOT. PIN LGTH.		TAIL LENGTH		MATING LENGTH		PACKAGING	VOID PIN POSITIONS	NOTES	BERGSTRIPTM	LF OPTION
	DIM F	DIM F	DIM G	DIM G	DIM H	DIM H				AVAILABLE	
	ENGLISH	METRIC	ENGLISH	METRIC	ENGLISH	METRIC					
10116413-XY001HLF	0.805	20.45	0.120	3.05	0.217	5.50	POLYBAG	A02, A04, A06, A08, A10, A12, A14, A16, A18, A20, A22, A24, B02, B04, B06, B08, B10, B12, B14, B16, B18, B20, B22, B24		NO	NOTE 1

A

A

B

B

C

C

D

D



Copyright FCI.

www.fciconnect.com			surface ISO 1302 ✓	tolerance std ISO 406 ISO 1101	projection ⊕	INCH/MM ←→
TOLERANCES UNLESS OTHERWISE SPECIFIED			ANGULAR	LINEAR	size A4	Scale 1.000
Dr	J.ZHOU	2011-05-09	0°	±2°	0.X	±0.3
Eng	J.ZHOU	2011-05-09	0.XX	±0.15	0.XXX	±0.05
Chr	R.BIAN	2011-05-09	Product family		BERGSTIK	ECN N11-0162
Appr	J.HSIA	2011-05-09	Product family		BERGSTIK	Spec ref
title			BERGSTIK® II HDR. D/R .100/2.54cc STRAIGHT		dwg no	10116413
catalog no			CUSTOMER		Rev.	B
					sheet 3 of 3	

REV F - 2006-04-17

1

2

3 PDM: Rev:B

STATUS:Released

4 Printed: Jun 02, 2011