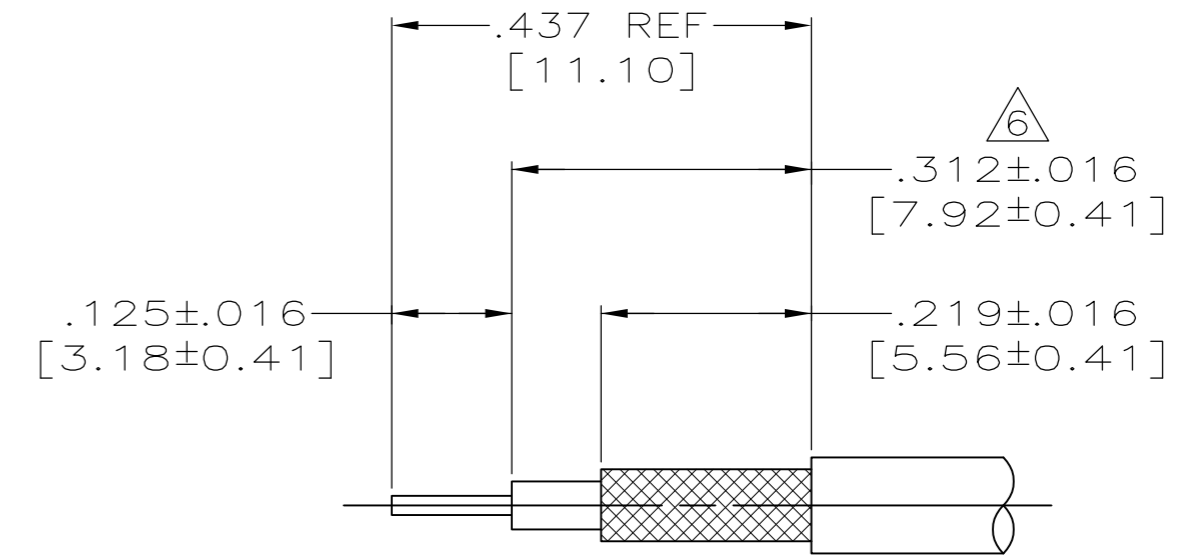
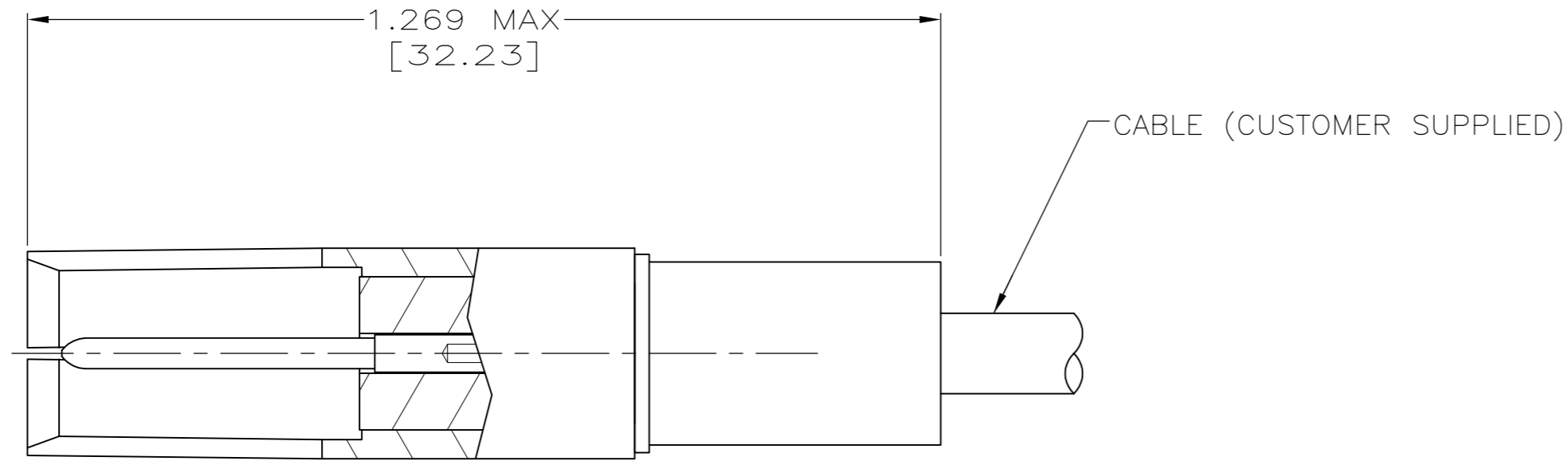


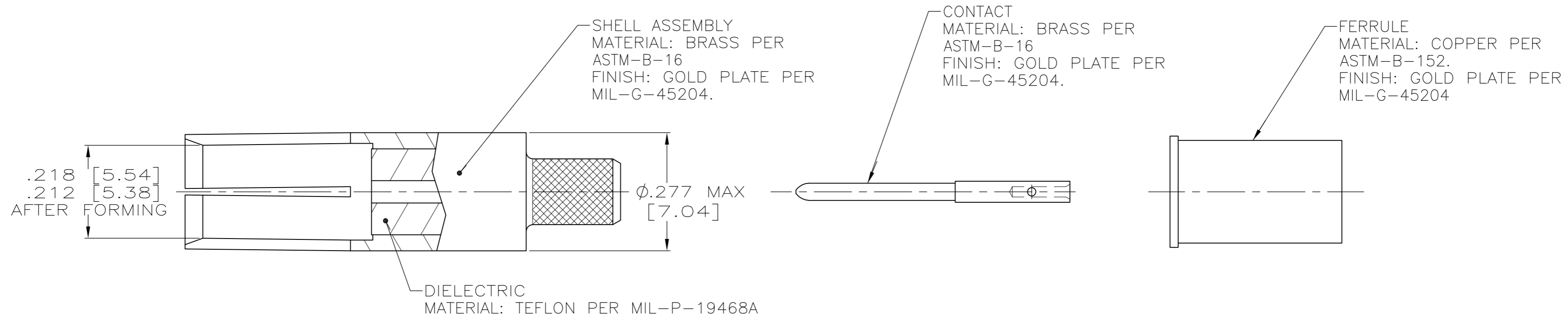
THIS DRAWING IS UNPUBLISHED. RELEASED FOR PUBLICATION
 © COPYRIGHT - TE Connectivity ALL RIGHTS RESERVED.

REVISIONS				
P	LTR	DESCRIPTION	DATE	APVD
M		REV PER ECO 17-014855	10-11-17	CT PR

ASSEMBLED VIEW



RECOMMENDED STRIP LENGTH
 SCALE: N.T.S.



- FOR USE WITH RG-58 C/U & 141 A/U COAX CABLE.
- FERRULE CRIMPING TOOL: AMP TOOL #220066-1 OR 220066-2 CRIMP B.
- CONTACT CRIMPING TOOL: M22520/2-01 OR AMP TOOL NUMBER 601966-1, SETTING NUMBER 5. DANIELS POSITIONER PART NO. K345 OR AMP TOOL NO. 1-601966-6.
- SEE I.S.2348.
- DANIELS MANUFACTURING CORP
 2266 FRANKLIN ROAD
 BLOOMFIELD HILLS, MI 48013
- OUTER JACKET OF CABLE MUST BE TRIMMED TO ALLOW PROPER INTER-PIN CONTACT LOCATION AFTER FERRULE CRIMP OPERATION.
- PARTS SHIPPED UNASSEMBLED AND CABLE IS SUPPLIED BY CUSTOMER.

225791-1

225791-1
 PART NO.

THIS DRAWING IS A CONTROLLED DOCUMENT.		DWN	C.C.THOMAS	2-1-95		TE Connectivity					
DIMENSIONS: INCHES		CHK	J.DUNBAR	2-2-95		NAME					
TOLERANCES UNLESS OTHERWISE SPECIFIED:		APVD	J.DUNBAR	2-2-95		CONNECTOR, COAXIAL, RF					
0 PLC ± - 1 PLC ± - 2 PLC ± - 3 PLC ± - 4 PLC ± - ANGLES ± - FINISH -		PRODUCT SPEC	APPLICATION SPEC			SOCKET SIZE 5, ARINC					
MATERIAL SEE CALLOUTS		WEIGHT	0	SIZE	A2	CAGE CODE	00779	DRAWING NO	C=225791-1	RESTRICTED TO	-
		CUSTOMER DRAWING	SCALE	5:1	SHEET	1 of 1	REV	M			