

FIG 3
(BOTTOM ENTRY OPTION)
(SAME AS FIG 1 EXCEPT AS SHOWN)

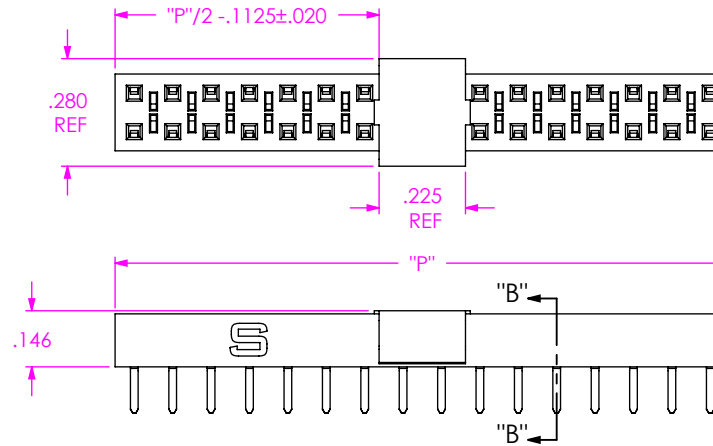
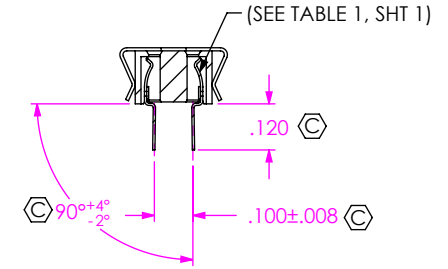
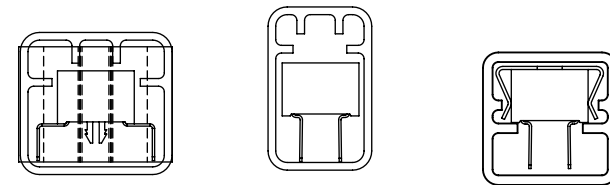


FIG 2
(-TE WITH -P OPTION)
(SAME AS FIG 1 EXCEPT AS SHOWN)



ENTRY STYLE	PACKAGING TUBE	PLUG
-PE	PT-1-24-05-38	TP-09
-TE	PT-1-24-01-60	TP-09
-TE-P	PT-HLE001-DV-TE-P	TP-09



PACKAGING VIEWS

F:\DWG\MISC\MKTG\HLE-1XX-02-XX-DV-XE-XX-X-XX-MKT.SLDDRW

<p>PROPRIETARY NOTE</p> <p>THIS DOCUMENT CONTAINS CONFIDENTIAL AND PROPRIETARY INFORMATION AND ALL DESIGN, MANUFACTURING, REPRODUCTION, USE, PATENT RIGHTS AND SALES RIGHTS ARE EXPRESSLY RESERVED BY SAMTEC, INC. THIS DOCUMENT SHALL NOT BE DISCLOSED, IN WHOLE OR PART, TO ANY UNAUTHORIZED PERSON OR ENTITY NOR REPRODUCED, TRANSFERRED OR INCORPORATED IN ANY OTHER PROJECT IN ANY MANNER WITHOUT THE EXPRESS WRITTEN CONSENT OF SAMTEC, INC.</p>	<p>samtec</p> <p>520 PARK EAST BLVD, NEW ALBANY, IN 47150 PHONE: 812-944-6733 FAX: 812-948-5047 e-Mail: info@SAMTEC.com code: 55322</p>	
	<p>SHEET SCALE: 2:1</p>	<p>DESCRIPTION: .100 C.L. SINGLE BEAM SOCKET STRIP</p>
	<p>BY: KEVIN B 10/27/99</p>	<p>SHEET 2 OF 2</p>