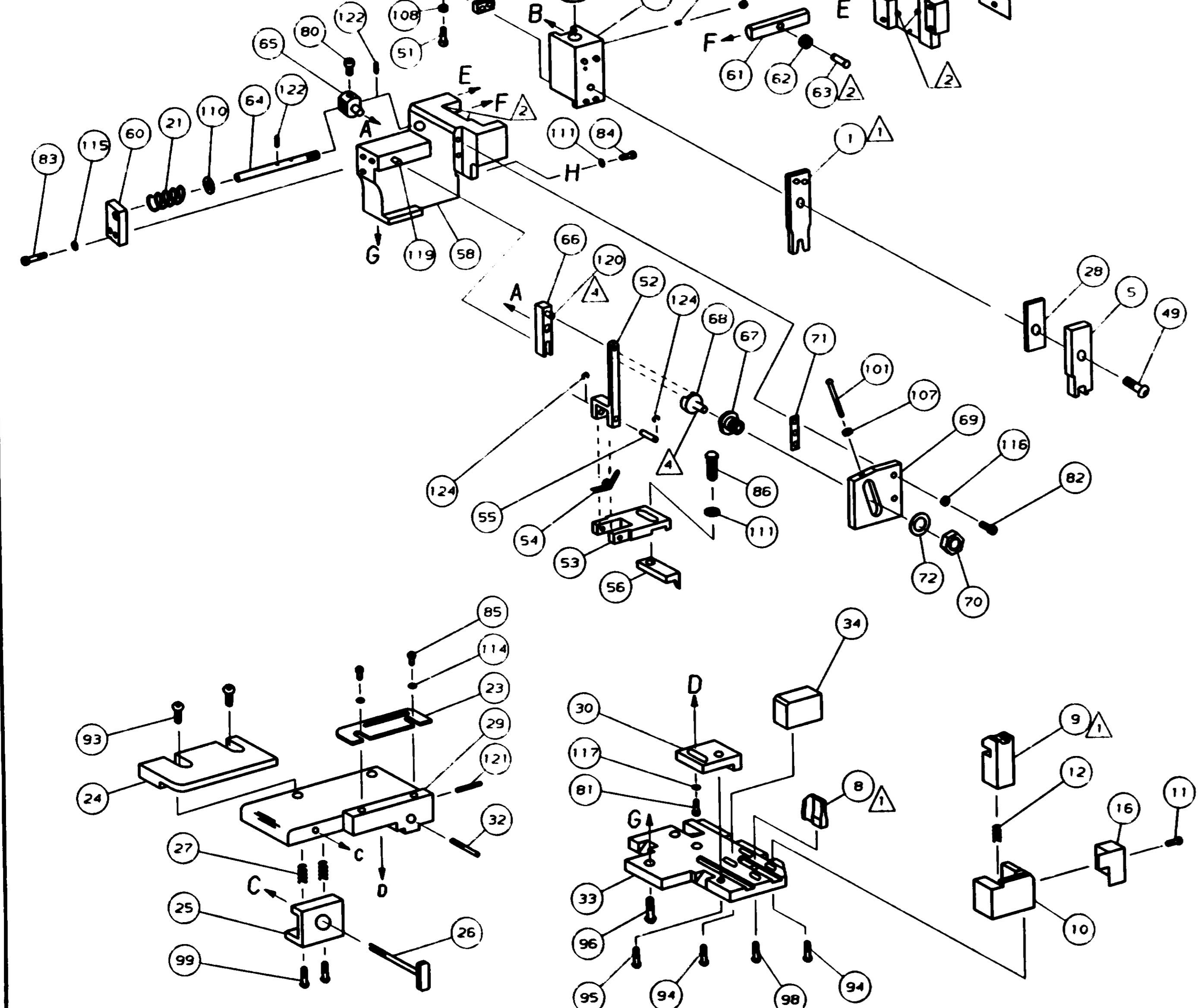
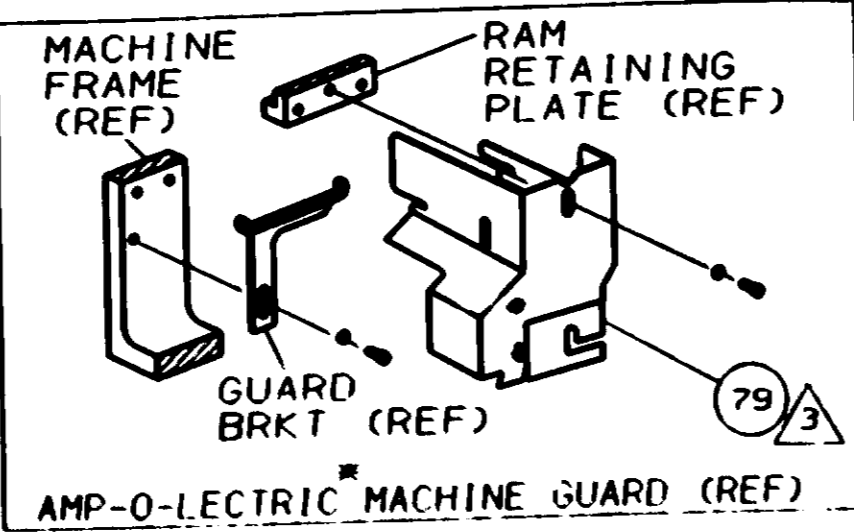
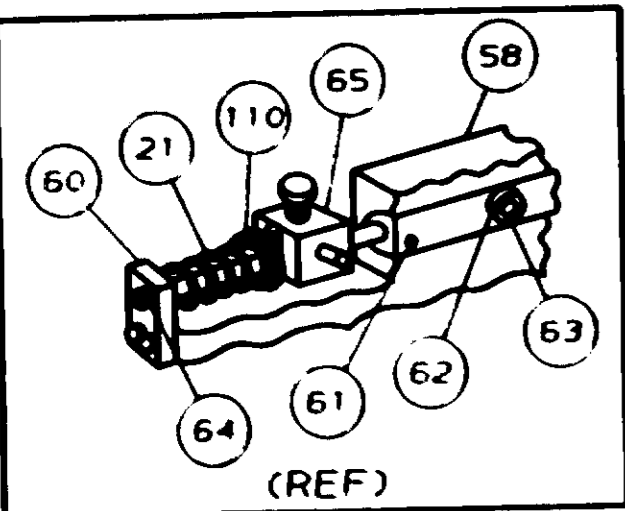


DRAWING MADE IN THIRD ANGLE PROJECTION

PART NUMBER	REV	FIRST USED
567484-1	0	854400-1
567484-2	0	565435-5

PRELIMINARY

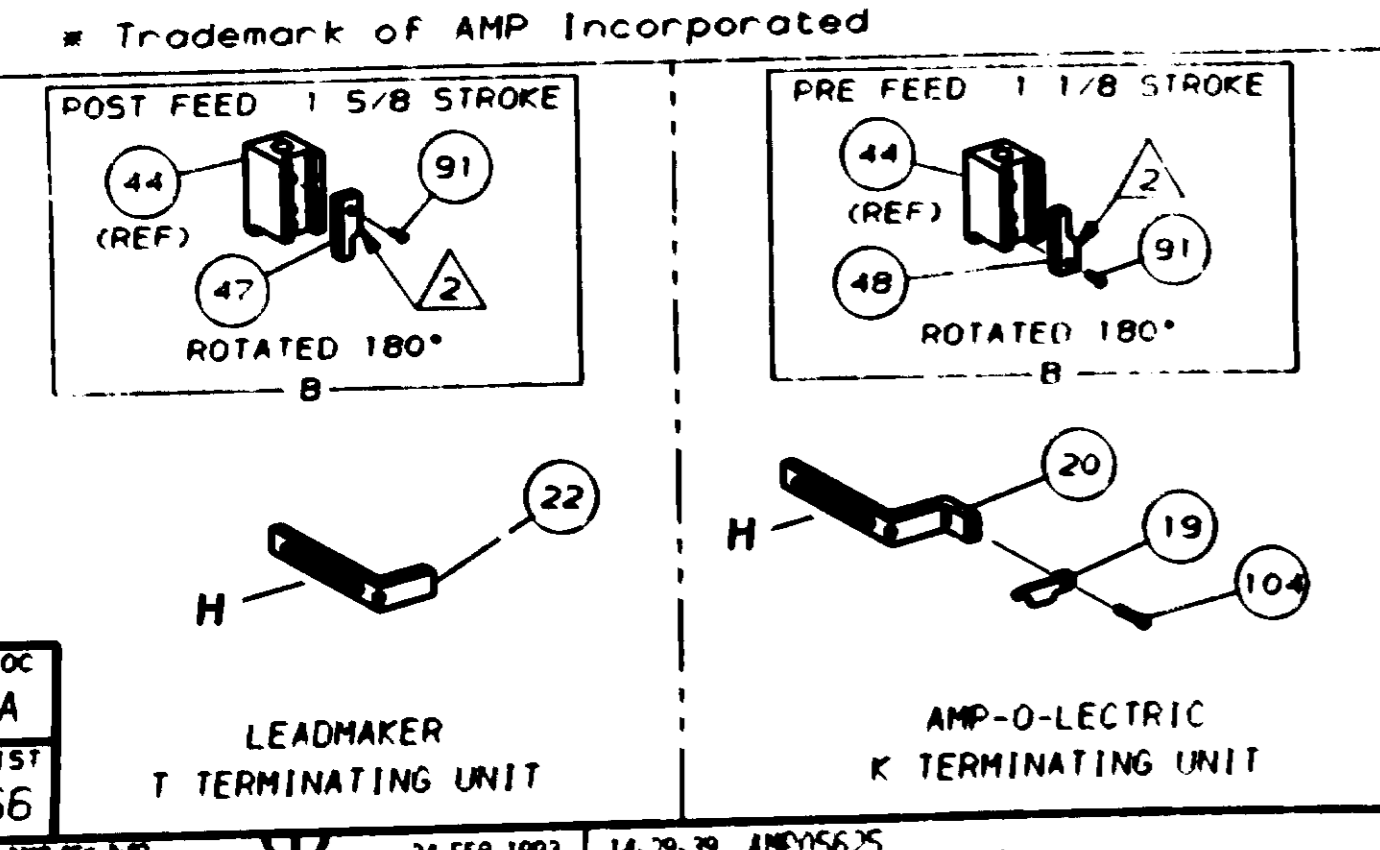


TERMINAL NAME	PIN CONTACT	CRIMP TYPE
MINIATURE CIRCULAR DIN		
	786701-1	
	786701-2	

CRIMPING DATA			
PAD LTR	CRIMP HEIGHT	WIRE SIZE	
A	NOT	USED	
B	.023 ±.002	26	
C	.021 ±.002	30-28	
D	NOT	USED	
CRIMP	SIZE	TYPE	RANGE
WIRE	.033	F	30-26
INSUL			
FEED	.220	APPL INST A18040	SET UP GAGE 158637-1
		LAYOUT L1484	
WIRE STRIP LENGTH			
-1	LEADMAKER	MECH-POST FEED	
-2	AMP-O-LECTRIC	MECH-FRE FEED	

REF	REF	QTY	DESCRIPTION	ITEM NO
				125
REF	REF	- A	21045-3 RING, RET (C.G. TR) FEED FINGER	124
				123
REF	REF	- A	5-21028-1 PIN, SLT SPR (#.125, .50) ADJ ROD	122
1	1	- A	4-21028-0 PIN, SLT SPR (#.093, .75) ST GDE PL	121
REF	REF	- A	1-21030-1 PIN, DOWEL (#.187, .50) LEVER	120
REF	REF	- A	1-21030-6 PIN, DOWEL (#.187, .25) HOUSING	119
				118
1	1	- A	21024-5 WASHER, LOCK (#10) ADJ BLOCK	117
REF	REF	- A	21024-5 WASHER, LOCK (#10) ADJ PLATE	116
REF	REF	- A	21024-5 WASHER, LOCK (#10) FEED GDE ROD	115
2	2	- A	21024-2 WASHER, LOCK (#4) FRONT STRIP GUIDE	114
				113
				112
4	4	- A	21024-4 WASHER, LOCK (#8) STRIPPER	111
REF	REF	- A	21899-4 WASHER, FLAT (#5/16) SCREW ADJ	110
				109
1	1	- A	21018-5 NUT, HEX (NO. 6) HOLDDOWN	108
REF	REF	- A	21018-5 NUT, HEX (6-32) FEED ADJ	107
				106
				105
1	-	- A	456567-1 SCR, SHLD (#.188, .12) STRIP	104
1	1	- A	21009-2 SCR, SKT SET (1/4-20, .25 LW) RAM	103
2	2	- A	21017-2 SCR, DRIVE (#2, .19) ID PLATE	102
REF	REF	- A	6-23715-5 SCR, PAN HD (6-32, .50) FEED ADJ	101
1	1	- B	461264-1 PLATE, IDENTIFICATION	100
2	2	- A	3-21002-0 SCR, BHC (10-32, .88) DRAG	99
1	1	- A	22733-8 SCR, BHC (8-32, .38 LW) ANVIL	98
REF	REF	- A	2-21002-9 SCR, BHC (10-32, .75) CAP	97
REF	REF	- A	2-22733-8 SCR, BHC (1/4-20, .62) HOUSING	96
REF	REF	- A	2-21002-7 SCR, BHC (10-32, .50) FEED ADJ BLOCK	95
4	4	- A	2-21002-2 SCR, BHC (8-32, .50) SHEAR	94
2	2	- A	2-21002-0 SCR, BHC (8-32, .25) R STRIP GUIDE	93
				92
1	1	- A	1-21002-7 SCR, BHC (6-32, .38) CAM	91
				90
				89
				88
				87
1	1	- A	2-22603-0 SCR, HEX HD (8-32, .31) FEED FINGER	86
2	2	- A	1-21000-3 SCR, SHC (4-40, .25) ST GUIDE	85
3	3	- A	2-21000-7 SCR, SHC (8-32, .50) STRIPPER	84
REF	REF	- A	3-21000-7 SCR, SHC (10-32, .75) FEED ROD GD	83
REF	REF	- A	3-21000-6 SCR, SHC (10-32, .62) FEED ADJ BLK	82
1	1	- A	3-21000-4 SCR, SHC (10-32, .38) FEED ADJ BL	81
REF	REF	- A	3-21000-4 SCR, SHC (10-32, .38) PIVOT BLK	80
REF	REF	- B	455749-1 GUARD, WINDOW	79
				78
				77
				76
				75
1	1	- A	690603-1 SPRING, ASSIST	74
1	1	- A	23030-1 SCR, SHC (6-32, .25) CP DISC	73
REF	REF	- A	458109-1 WASHER, SPECIAL	72
REF	REF	- A	690517-1 SPACER	71

REF	REF	QTY	DESCRIPTION	ITEM NO
REF	REF	- B	22594-B NUT, HEX (1/2-20)	70
REF	REF	- B	240628-1 PLATE, ADJUSTMENT	69
REF	REF	- B	240626-1 SHAFT, PIVOT	68
REF	REF	- B	240633-1 BUSHING	67
REF	REF	- A	455680-1 LEVER, INTERMEDIATE	66
REF	REF	- B	240629-1 BLOCK, PIVOT	65
REF	REF	- A	240632-2 SCREW, ADJ FEED ROD	64
REF	REF	- B	240659-3 FIN, CAM FINGER	63
REF	REF	- B	240658-1 ROLLER, CAM	62
REF	REF	- B	454398-2 ROD, FEED	61
REF	REF	- A	454178-1 GUIDE, FEED ROD	60
REF	REF	- C	454220-1 CAP, RAM	59
REF	REF	- D	454485-1 HOUSING	58
				57
1	1	- B	690542-2 PAWL, FEED	56
REF	REF	- B	240624-1 FIN, FEED FINGER	55
REF	REF	- B	691409-1 SPRING, FEED FINGER	54
REF	REF	- B	690541-1 HOLDER, FEED FINGER	53
REF	REF	- A	455670-1 LEVER, TERMINAL FEED ARM	52
1	1	- A	811242-2 BUMPER, HOLD-DOWN	51
1	1	- A	690753-1 SPACER, TOWER	50
1	1	- A	7-21002-9 BOLT, CRIMPER (5/16, 1.00)	49
1	-	- B	690602-5 CAM, PRE-FEED 1 1/8 ST	48
-	-	- B	690501-4 CAM, POST-FEED 1 5/8 ST	47
1	1	- B	459456-1 APPLICATOR, BASIC (S BASSY)	46
1	1	- A	690191-1 PLUG, NYLON	45
1	1	- A	455672-1 RAM	44
1	1	- C	455673-1 WASHER, LAMINATED	43
1	1	- A	690125-1 WASHER, RAM	42
1	1	- A	690124-1 DISC, SPACER	41
1	1	- A	690223-1 BALL, STEEL	40
1	1	- A	23241-6 SPRING, COMPRESSION	39
1	1	- A	690170-1 DISC, WIRE	38
1	1	- B	9-690141-5 WASH, SPRING	37
1	1	- A	22480-5 POST, RAM	36
1	1	- B	690212-1 SUPPORT, TERMINAL	35
1	1	- B	690786-1 PLATE, BASE	34
REF	REF	- D	455675-1 SCREW, ADJUSTMENT	33
1	1	- A	690432-3 SCREW, ADJUSTMENT	32
				31
REF	REF	- B	455689-1 BLOCK, STRIP GUIDE ADJ	30
1	1	- C	1-455671-6 PLATE, STRIP GUIDE	29
1	1	- C	1-455888-6 SPACER, FRONT SHEAR DEP	28
2	2	- A	1-22284-0 SPRING, DRAG	27
1	1	- B	690546-1 LEVER, DRAG RELEASE	26
1	1	- B	240792-1 DRAG, TERMINAL	25
1	1	- D	9-690504-6 GUIDE, STRIP (REAR)	24
1	1	- A	690438-1 GUIDE, STRIP (FRONT)	23
-	-	- B	690472-2 STRIPPER	22
REF	REF	- A	4-22284-9 SPRING, FEED RETURN	21
1	-	- B	458950-1 STRIPPER, WIRE STOP	20
1	-	- B	458949-1 STRIPPER	19
				18
				17
1	1	- B	691667-1 GUARD, CHIP (FRONT)	16
				15
				14
				13
				12
1	1	- A	5-22280-0 SPRING, SHEAR	11
1	1	- B	690461-1 STOP, SHEAR	10
1	1	- C	690459-1 HOLDER, SHEAR (FRONT)	9
1	1	- C	462006-1 SHEAR, FLAT (FRONT)	8
1	1	- C	4-683403-5 ANVIL	7
1	1	- C	5-240641-9 SPACER, DEPRESSOR (REAR)	6
				5
1	1	- C	2-455889-0 DEPRESSOR, SHEAR (FRONT)	4
				3
				2
				1



- 1 RECOMMENDED SPARE PARTS.
- 2 GREASE LIGHTLY.
- 3 GUARD MUST BE IN PLACE WHEN OPERATING APPLICATOR IN AMP-O-LECTRIC MACHINE.
- 4 LUBRICATE DAILY USING NO. 20 MACHINE OIL.
- 5. ITEMS WITH QTY OF REF SPECIFIED (EXCEPT ITEM 79) ARE USED ON ITEM 45.

QTY	REV	U/M	DWG	PART NO	DESCRIPTION	ITEM NO
-2	-1	U/M	DWG			
REVISION OF EACH ASSY NO (WHEN BLANK, USE DWG REVISION)						
PARTS LIST						
P	F	L	T	REV	RECORD	APP DATE

QTY REQ PER ASSY

DIMENSIONS IN INCHES. DO NOT SCALE PRINT. TOLERANCES UNLESS OTHERWISE SPECIFIED:

1 2 PLC DEC ±.005

2 3 PLC DEC ±.002

3 4 PLC DEC ±.001

4 SURF TEXTURE: REMOVE BURRS BREAK SHARP EDGES R.015 MAX

MATERIAL: 1/20 STEEL

OR: 1/20 STEEL

DATE: 11/20/83

SCALE: 1:1

NAME: SIDE FEED WIRE APPLICATOR

567484

THIS DRAWING IS A CONTROLLED DOCUMENT FOR AMP INCORPORATED. IT IS SUBJECT TO CHANGE AND THE CONTROLLING ENGINEERING DEPARTMENT WILL BE CONTACTED FOR THE LATEST REVISION.

THIS INFORMATION IS CONFIDENTIAL AND IS DISCLOSED TO YOU ON THE CONDITION THAT YOU WILL NOT DISCLOSE IT TO ANY OTHER PERSON OR ENTITY WITHOUT THE WRITTEN AUTHORIZATION FROM AMP INCORPORATED, HARTFORD, CT.