

Chip Inductor

AWHP Series - ISO9001 | ISO14001 | IATF16949

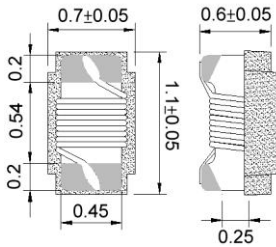


Part Numbering

A	WHP	00	110706	10N	H	00
Grade	Series Name	Control Code	Dimensions Code (mm)	Inductance (nH)	Tolerance	Internal Code
			110706 1.1x0.7x0.6	3N3 3.3	B ±0.1nH	
			161008 1.6x1x0.82	10N 10	C ±0.2nH	
				R10 100	H ±3%	
					J ±5%	

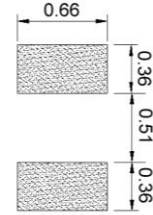
AWHP00110706 Type

Dimensions



unit:mm

Recommended Land Pattern



unit:mm

Electrical Characteristics

Part No.	Inductance (nH)	L/Q Test		SRF (MHz)Typ.	RDC (Ω)Max.	I _{rms} (mA)Max.	Tolerance
		Freq. (MHz)	Q Typ.				
AWHP001107061N0□00	1	250/250	18	16000	0.03	2300	0.1nH
AWHP001107062N0□00	2	250/250	18	15200	0.038	2100	0.2nH
AWHP001107062N2□00	2.2	250/250	25	15100	0.045	2100	0.2nH
AWHP001107062N4□00	2.4	250/250	25	14000	0.045	2000	0.2nH
AWHP001107062N7□00	2.7	250/250	20	13000	0.09	1500	0.2nH
AWHP001107063N3□00	3.3	250/250	20	12800	0.05	1700	3,5
AWHP001107063N6□00	3.6	250/250	28	11700	0.065	1700	3,5
AWHP001107063N9□00	3.9	250/250	28	9500	0.065	1700	3,5
AWHP001107064N3□00	4.3	250/250	22	7150	0.06	1600	3,5
AWHP001107064N7□00	4.7	250/250	18	6850	0.115	1500	3,5
AWHP001107065N1□00	5.1	250/250	20	6800	0.125	1200	3,5
AWHP001107065N6□00	5.6	250/250	28	6800	0.07	1600	3,5
AWHP001107066N2□00	6.2	250/250	25	5800	0.07	1600	3,5
AWHP001107066N8□00	6.8	250/250	25	5800	0.095	1500	3,5
AWHP001107067N5□00	7.5	250/250	25	5400	0.13	1400	3,5
AWHP001107068N2□00	8.2	250/250	30	5400	0.08	1500	3,5
AWHP001107068N7□00	8.7	250/250	30	5000	0.085	1500	3,5
AWHP001107069N0□00	9	250/250	28	5000	0.09	1400	3,5
AWHP001107069N5□00	9.5	250/250	30	4700	0.095	1400	3,5
AWHP0011070610N□00	10	250/250	30	4700	0.12	1300	3,5
AWHP0011070611N□00	11	250/250	30	4700	0.095	1400	3,5
AWHP0011070612N□00	12	250/250	25	4400	0.11	1200	3,5
AWHP0011070613N□00	13	250/250	30	4200	0.14	870	3,5
AWHP0011070615N□00	15	250/250	30	3900	0.13	1100	3,5
AWHP0011070616N□00	16	250/250	30	3700	0.15	850	3,5
AWHP0011070618N□00	18	250/250	30	3550	0.16	900	3,5
AWHP0011070619N□00	19	250/250	30	3500	0.175	850	3,5
AWHP0011070620N□00	20	250/250	30	3500	0.22	780	3,5
AWHP0011070621N□00	21	250/250	30	1700	0.36	450	3,5
AWHP0011070622N□00	22	250/250	30	3300	0.21	800	3,5
AWHP0011070623N□00	23	250/250	30	3150	0.21	700	3,5

Note: When ordering, please specify tolerance code. Tolerance: B=±0.1nH / C=±0.2nH / H=±3% / J=±5%

1. Operating temperature range - 40°C ~ 125°C(Including self - temperature rise)

2. I_{rms} for a 15°C temperature rise from 25°C ambient.

3. Measure Equipment:

L & Q: Agilent E4991A+Agilent HP16197A

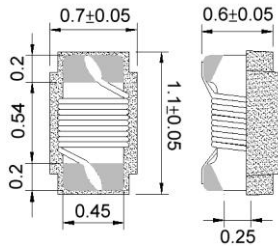
SRF: Agilent HP8753D/Agilent E4991A

RDC: Chroma 16502

I_{rms}: HP4284A+HP42841A/HP4285A+HP42841A

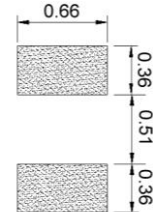
AWHP00110706 Type

■ Dimensions



unit:mm

■ Recommended Land Pattern



unit:mm

■ Electrical Characteristics

Part No.	Inductance (nH)	L/Q Test Freq. (MHz)	Q Typ.	SRF (MHz)Typ.	RDC (Ω)Max.	I _{rms} (mA)Max.	Tolerance
AWHP0011070624N□00	24	250/250	30	3150	0.26	700	3,5
AWHP0011070625N□00	25	250/250	30	3150	0.31	700	3,5
AWHP0011070626N□00	26	250/250	30	3150	0.275	700	3,5
AWHP0011070627N□00	27	250/250	30	3200	0.3	450	3,5
AWHP0011070630N□00	30	250/250	30	2900	0.35	450	3,5
AWHP0011070633N□00	33	250/250	30	2800	0.38	490	3,5
AWHP0011070636N□00	36	250/250	30	2800	0.48	480	3,5
AWHP0011070637N□00	37	250/250	30	2700	0.49	470	3,5
AWHP0011070639N□00	39	250/250	30	2600	0.52	450	3,5
AWHP0011070640N□00	40	250/250	30	2600	0.52	450	3,5
AWHP0011070643N□00	43	250/250	29	2500	0.72	450	3,5
AWHP0011070647N□00	47	250/250	30	2400	0.72	420	3,5
AWHP0011070647N□00	47	250/250	30	2400	0.72	420	3,5
AWHP0011070651N□00	51	250/250	30	2300	0.98	360	3,5

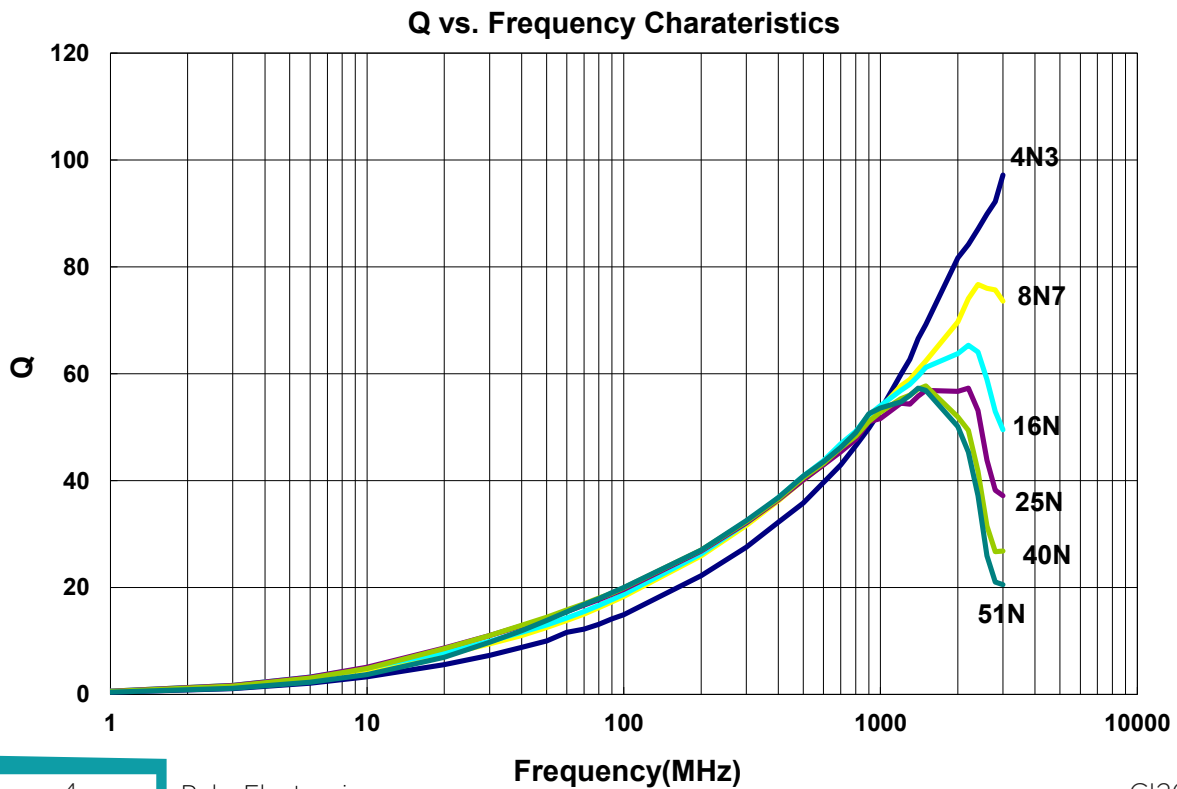
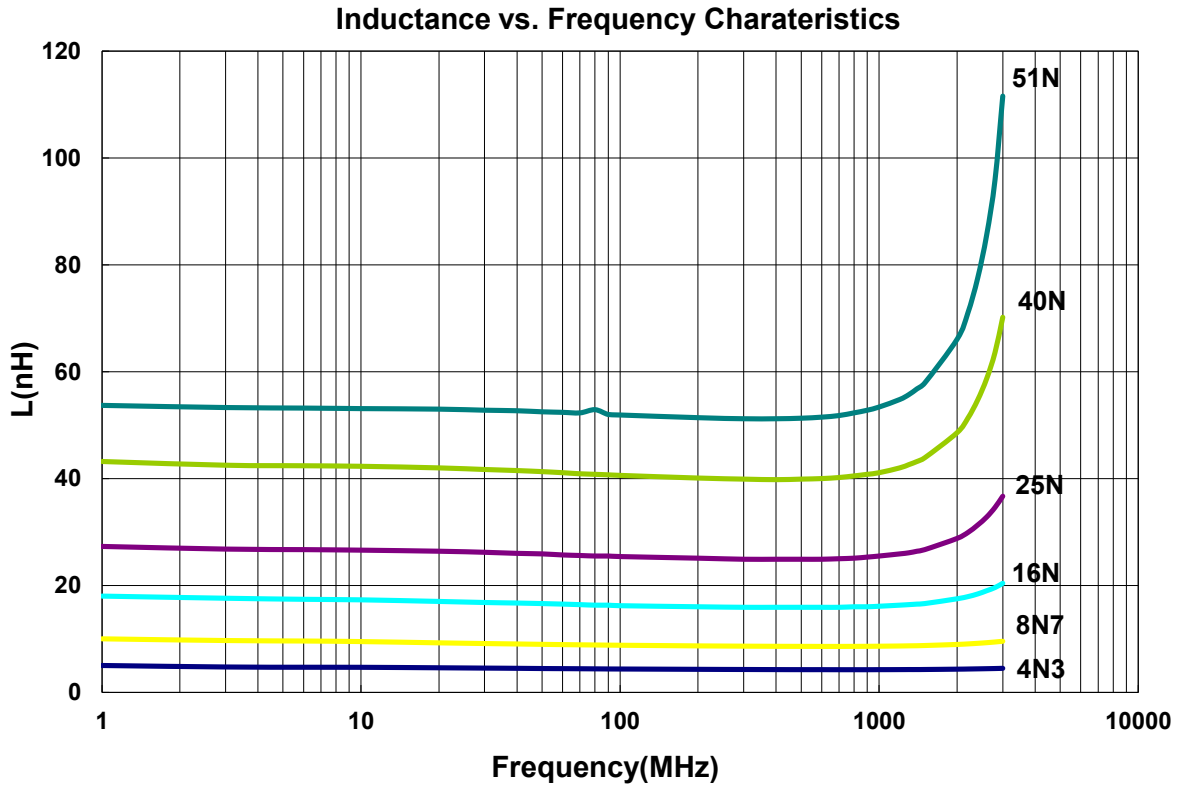
Note: When ordering, please specify tolerance code. Tolerance: B=±0.1nH / C=±0.2nH / H=±3% / J=±5%

1. Operating temperature range - 40°C ~ 125°C(Including self - temperature rise)
2. I_{rms} for a 15°C temperature rise from 25°C ambient.
3. Measure Equipment:

L & Q: Agilent E4991A+Agilent HP16197A
 SRF: Agilent HP8753D/Agilent HP8722ES
 RDC:Chroma 16502
 I_{rms}: HP4284A+HP42841A/HP4285A+HP42841A

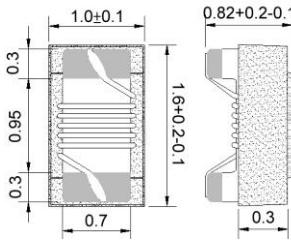
AWHP00110706 Type

Characteristics Graph




AWHP00161008 Type

Dimensions



unit:mm

Recommended Land Pattern



unit:mm

Electrical Characteristics

Part No.	Inductance (nH)	L/Q Test		SRF (MHz)Typ.	RDC (Ω)Max.	Irms (mA)Max.	Tolerance
		Freq. (MHz)	Q Typ.				
AWHP001610081N8□00	1.8	250/250	23	16000	0.033	2100	5
AWHP001610082N2□00	2.2	250/250	13	15000	0.182	900	5
AWHP001610083N9□00	3.9	250/250	26	7500	0.062	1600	5
AWHP001610084N3□00	4.3	250/250	26	7500	0.088	1300	3,5
AWHP001610084N7□00	4.7	250/250	25	7900	0.13	1100	3,5
AWHP001610086N8□00	6.8	250/250	40	5800	0.065	1400	3,5
AWHP001610087N2□00	7.2	250/250	32	5400	0.1	1400	3,5
AWHP001610087N5□00	7.5	250/250	32	5300	0.1	1300	3,5
AWHP0016100811N□00	11	250/250	41	4100	0.086	1400	3,5
AWHP0016100815N□00	15	250/250	42	3600	0.11	1200	3,5
AWHP0016100816N□00	16	250/250	40	3500	0.125	1100	3,5
AWHP0016100822N□00	22	250/250	40	3150	0.195	850	3,5
AWHP0016100823N□00	23	250/250	40	3000	0.15	850	3,5
AWHP0016100824N□00	24	250/250	42	2950	0.125	1100	3,5
AWHP0016100827N□00	27	250/250	42	2800	0.2	780	3,5
AWHP0016100830N□00	30	250/250	49	2800	0.13	920	3,5
AWHP0016100833N□00	33	250/250	45	2700	0.17	680	3,5
AWHP0016100836N□00	36	250/250	44	2500	0.225	720	3,5
AWHP0016100839N□00	39	250/250	48	2450	0.19	680	3,5
AWHP0016100843N□00	43	250/250	45	2450	0.225	810	3,5
AWHP0016100847N□00	47	200/250	43	2300	0.24	680	3,5
AWHP0016100851N□00	51	200/250	42	2300	0.28	660	3,5
AWHP0016100856N□00	56	200/250	43	2200	0.3	610	3,5
AWHP0016100868N□00	68	200/250	43	2000	0.33	600	3,5
AWHP0016100872N□00	72	150/250	37	1900	0.42	550	3,5
AWHP0016100875N□00	75	150/250	37	1900	0.52	500	3,5
AWHP0016100882N□00	82	150/250	38	1800	0.46	510	3,5
AWHP0016100891N□00	91	150/250	45	1650	0.58	440	3,5
AWHP00161008R10□00	100	150/250	49	1700	0.54	470	3,5
AWHP00161008R11□00	110	150/250	47	1600	0.62	440	3,5

Note: When ordering, please specify tolerance code. Tolerance: H=±3% / J=±5%

- Operating temperature range - 40°C ~ 125°C(Including self - temperature rise)
- Irms for a 15°C temperature rise from 25°C ambient.
- Measure Equipment:

L & Q: Agilent E4991A+Agilent HP16197A

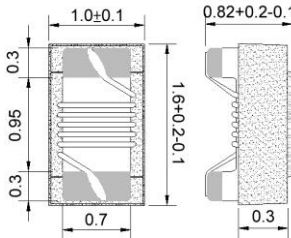
SRF: Agilent HP8753D/Agilent HP8722ES

RDC: Chroma 16502

Irms: HP4284A+HP42841A/HP4285A+HP42841A


AWCS00161008 Type

Dimensions



unit:mm

Recommended Land Pattern



unit:mm

Electrical Characteristics

Part No.	Inductance (nH)	L/Q Test Freq. (MHz)	Q Typ.	SRF (MHz)Typ.	RDC (Ω)Max.	Irms (mA)Max.	Tolerance
AWHP00161008R12□00	120	150/250	47	1550	0.72	420	3,5
AWHP00161008R15□00	150	150/250	47	1350	1.15	390	3,5
AWHP00161008R18□00	180	100/250	48	1300	1.5	310	3,5
AWHP00161008R20□00	200	100/250	47	1250	2	280	3,5
AWHP00161008R21□00	210	100/250	48	1200	2	280	3,5
AWHP00161008R22□00	220	100/250	47	1100	2	280	3,5
AWHP00161008R25□00	250	100/250	45	1050	3	240	3,5
AWHP00161008R27□00	270	100/250	46	1050	2.25	260	3,5
AWHP00161008R30□00	300	100/250	47	990	2.8	220	3,5
AWHP00161008R33□00	330	100/250	46	930	3.6	180	3,5
AWHP00161008R36□00	360	100/250	47	930	4	170	3,5
AWHP00161008R39□00	390	100/250	47	880	4	170	3,5

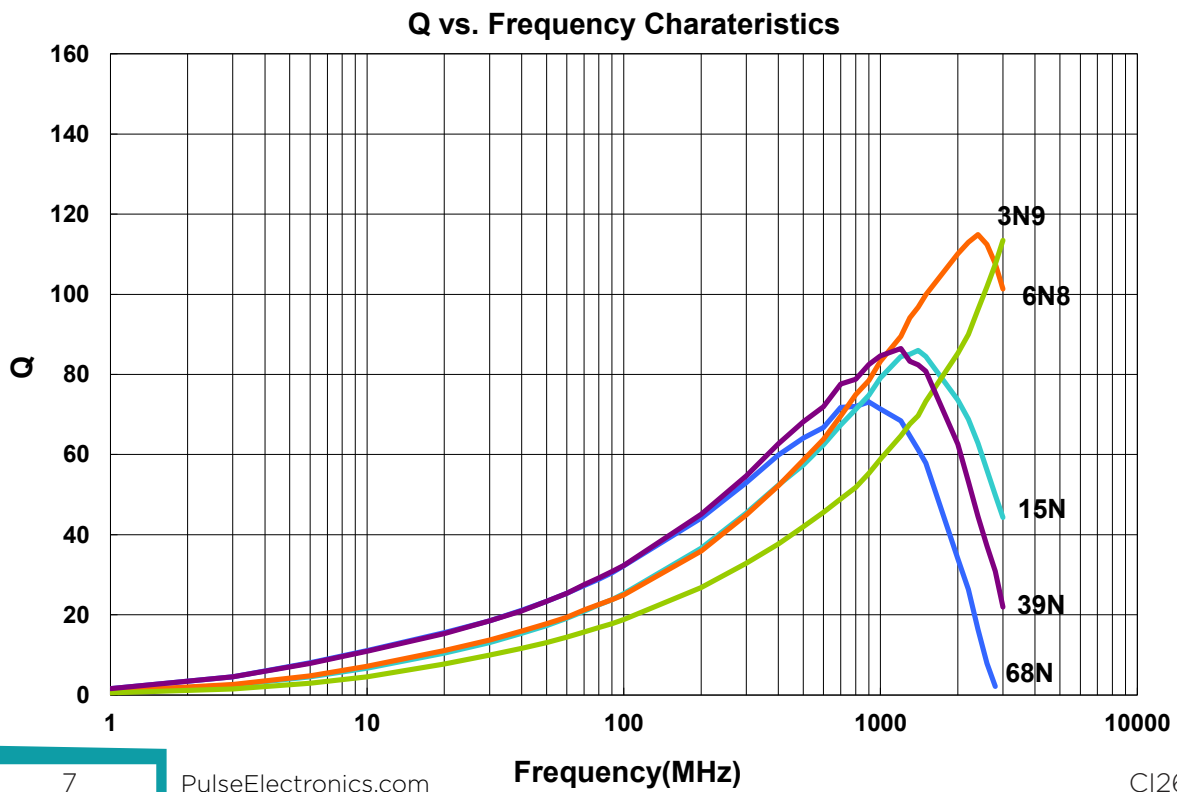
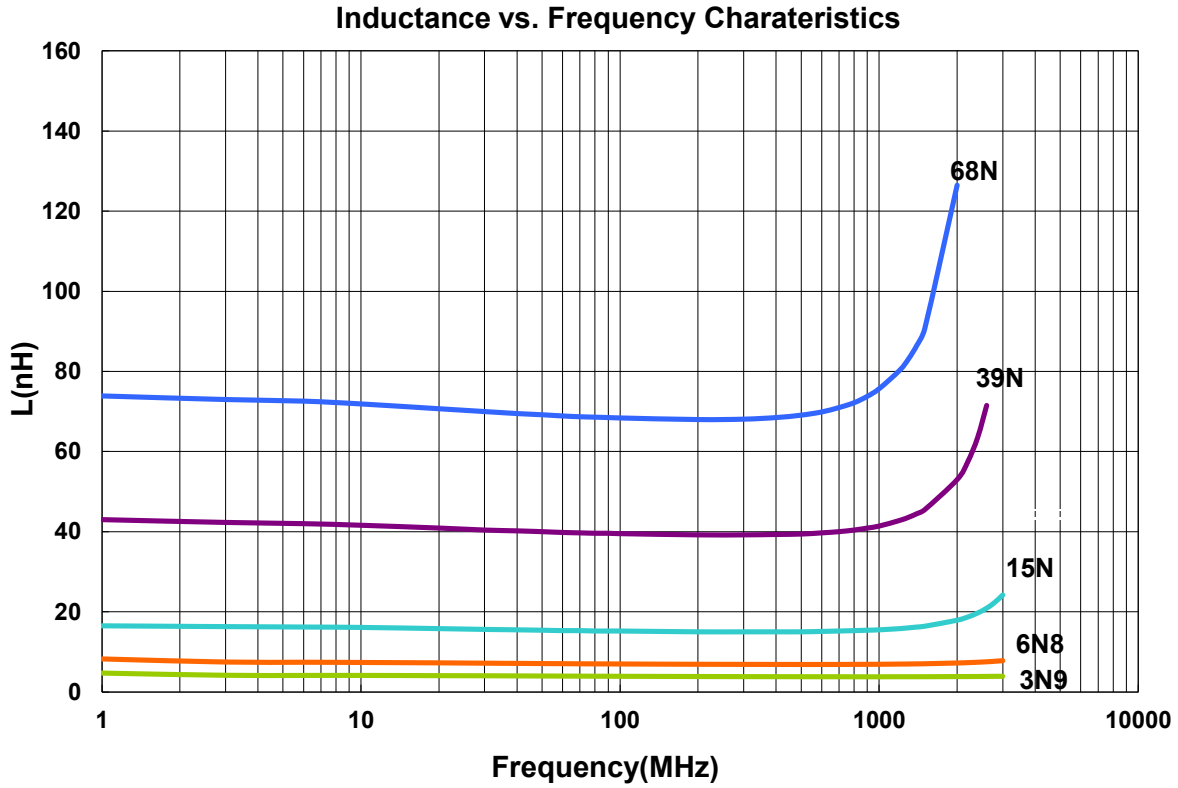
Note: When ordering, please specify tolerance code. Tolerance: H=±3% / J=±5%

1. Operating temperature range - 40°C ~ 125°C (Including self - temperature rise)
2. Irms for a 15°C temperature rise from 25°C ambient.
3. Measure Equipment:

L & Q: Agilent E4991A+Agilent HP16197A
 SRF: Agilent HP8753D/Agilent HP8722ES
 RDC: Chroma 16502
 Irms: HP4284A+HP42841A/HP4285A+HP42841A

AWHP00161008 Type

Characteristics Graph



■ Packaging

Tape Dimensions

Figure 1

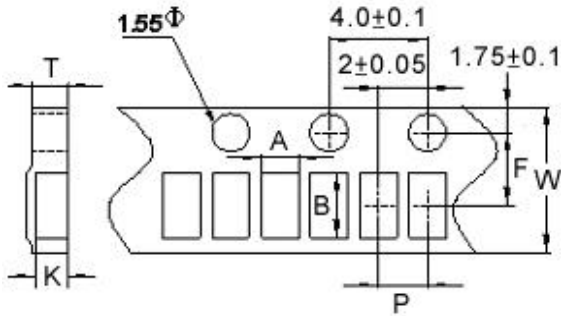
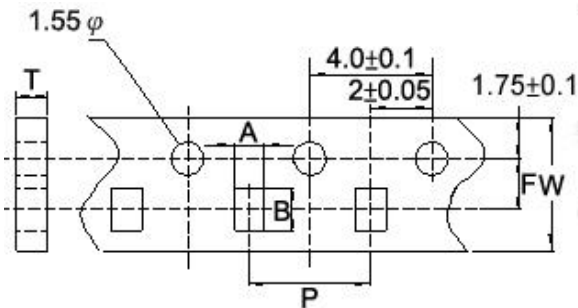
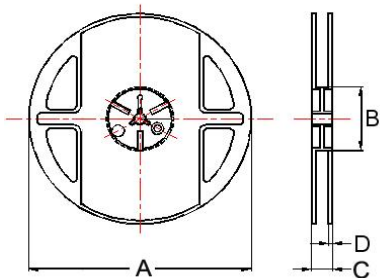


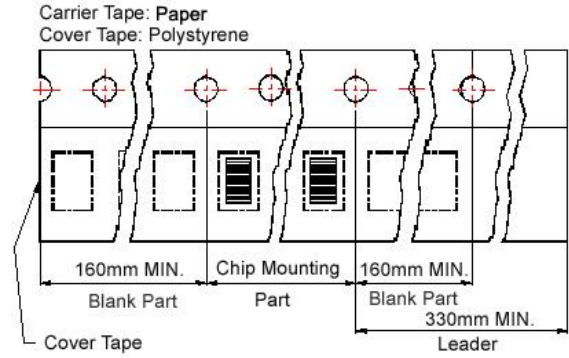
Figure 2



Reel Dimensions



Tape Material



Dimensions in mm

TYPE	Fig.	Tape Dimensions							Reel Dimensions				Quantity
		A	B	T	W	P	F	K	A	B	C	D	PCS / Reel
AWHP00110706	1	0.8	1.20	0.75	8	2	3.5	0.62	178	60	12	1.5	4000
AWHP00161008	2	1.23	1.90	1.05	8	4	3.5	-	178	60	12	1.5	4000

For More Information:

[Americas - prodinfo_power_americas@yageo.com](mailto:prodinfo_power_americas@yageo.com) | [Europe - prodinfo_power_emea@yageo.com](mailto:prodinfo_power_emea@yageo.com) | [Asia - prodinfo_power_asia@yageo.com](mailto:prodinfo_power_asia@yageo.com)

Performance warranty of products offered on this data sheet is limited to the parameters specified. Data is subject to change without notice. Other brand and product names mentioned herein may be trademarks or registered trademarks of their respective owners. © Copyright, 2022. Pulse Electronics, Inc. All rights reserved.