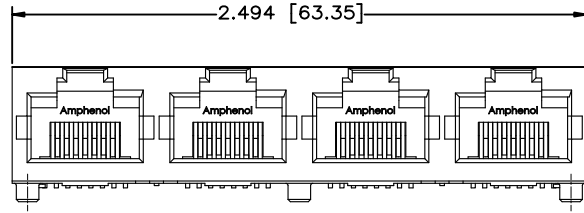
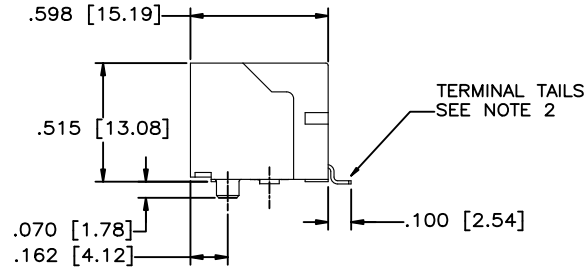




REVISIONS			
REV	DESCRIPTION, ECN, EAR NO.	DATE	APP'D
A	PROPOSAL	SEP10/14	L.CHAN

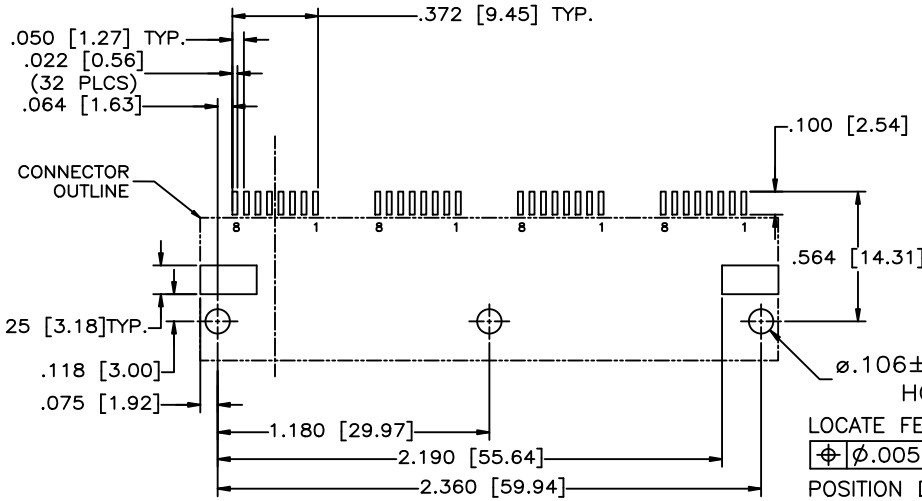


FRONT VIEW



SIDE VIEW

TERMINAL TAILS  
SEE NOTE 2




RECOMMENDED P.C.B. LAYOUT  
(COMPONENT SIDE OF BOARD)

1. MATERIALS:  
 PLASTIC HOUSING: HIGH TEMPERATURE THERMOPLASTIC  
 FLAMMABILITY RATING UL 94V-0,  
 COLOUR: BLACK
- CONTACTS:  
 PHOSPHOR BRONZE  
 PLATING: 20 μ" [0.5 MICRONS]  
 MIN. GOLD ON MATING SURFACES.  
 50 μ" [1.27 MICRONS]  
 MIN. NICKEL UNDERPLATE.  
 100 μ" [2.54 MICRONS]  
 MIN. MATTE TIN ON CONTACT TAILS.

SOLDER TAB: COPPER ALLOY WITH TIN PLATING.

2. COPLANARITY SPECIFICATION:  
 WITH THE MODULART JACK SITTING ON A LEVEL  
 SURFACE, THE MAXIMUM GAP BETWEEN THE LEVEL  
 SURFACE AND ALL TERMINAL TAILS AND BOTH FITTING  
 NAILS IS .004[0.10].

PART NUMBER: RJ SSE-5080-04



RECOMMENDED PANEL CUTOUT

THIS DOCUMENT CONTAINS PROPRIETARY INFORMATION AND SUCH INFORMATION MAY NOT BE DISCLOSED TO OTHERS FOR ANY PURPOSE OR USED FOR MANUFACTURING PURPOSES WITHOUT WRITTEN PERMISSION FROM AMPHENOL CANADA CORP.

UNLESS SPECIFIED OTHERWISE		DRAWN AMY.Z	DATE SEP10/14	Amphenol Canada Corp. www.amphenolcanada.com
PRIMARY UNITS INCH	CHECKED L.CHAN		SEP10/14	
SECONDARY MILLIMETER	M.E. APP'D			TITLE
REFERENCE IN PARENTHESES	Q.A. APP'D			4 PORT SURFACE MOUNT JACK 8P8C WITH HOLD DOWN BRACKETS, W/O SHIELD-RoHS COMPLIANT
GENERAL TOLERANCES	DWG APPR.			DWG. NO.
1 DECIMAL PLACE ±0.025	ENG. REL. NO.			P-RJ SSE-5080-04
2 DECIMAL PLACES ±0.020	REF.			REV A
3 DECIMAL PLACES ±0.015	THIRD ANGLE PROJECTION			DO NOT SCALE DRAWING
ANGULAR DEGREES ±1.0°				CODE ID NO. 03554 DWG SIZE: C SCALE: N/A SHEET 1 OF 1