

Features

- Low Loss
- High Rejection
- Low Ripple


Description

Surface mount, silver (Ag) coated ceramic duplexer. Developed for use in 2.6 GHz Infrastructure applications.

Weight: Approximately 30.0 grams typical

Material: Filter is composed of a ceramic block plated with Ag and a shield made of sin silver plated steel.

Filter complies with RoHS standards.



Electrical Specifications

Parameter	Frequency MHz	Typical @ 25°C	Specification @ 25°C	Spec over -40°C to +85°C
Low Band Response				
Passband Iloss	2500 - 2570	-1.60	-1.80	-2.10
Passband Ripple	2500 - 2570	0.70	0.90	1.10
Passband Return Loss @ Ant	2500 - 2570	-14.00	-12.00	-12.00
Passband Return Loss @ Low Band	2500 - 2570	-14.00	-12.00	-12.00
Attenuation	0.1 - 2380	-38.00	-35.00	-35.00
	2620 - 2690	-50.00	-48.00	-48.00
High Band Response				
Passband Iloss	2620 - 2690	-1.50	-1.70	-2.00
Passband Ripple	2620 - 2690	0.70	0.80	1.00
Passband Return Loss @ Ant	2620 - 2690	-14.00	-12.00	-12.00
Passband Return Loss @ High Band	2620 - 2690	-14.00	-12.00	-12.00
Attenuation	0.1 - 2500	-52.00	-50.00	-50.00
	2500 - 2570	-50.00	-48.00	-48.00
Isolation				
Rejection @ Low Band	2500 - 2570	-51.00	-48.00	-48.00
Rejection @ High Band	2620 - 2690	-51.00	-48.00	-48.00
Power into any port		3 Watt max		

Note: Supplier shall test each filter to the critical electrical specifications of the above table. Any subsequent audits may deviate from in value due to measurement repeatability among different test systems. Such deviations shall not exceed the following limits:

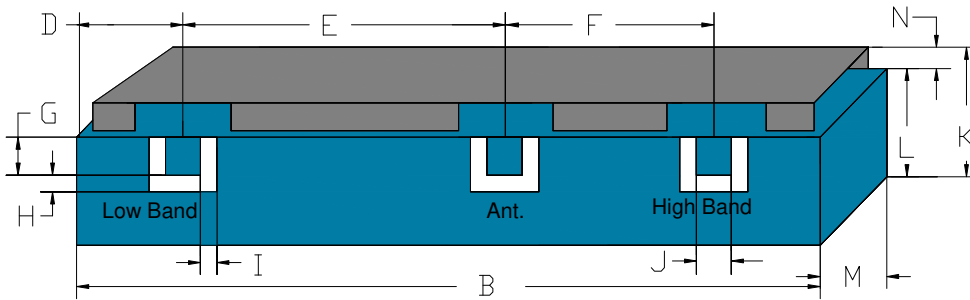
Specification Allowance	
Insertion Loss	0.1 dB
Return Loss	1.0 dB
Stopbands	1.0 dB

*This product is covered by one or more of the following U.S. and foreign patents including: US 4,692,726;US 4,742,562; US 4,800,348;US 4,829,274;US 5,146,193;EP 0573597;DE 0573597;FR 0573597;JP 508149/92;KR 142171;US 5,162,760;US 5,218,329;US 5,250,916;US 5,327,109;US 5,488,335;CA 2114029;FR 9306297;GB 2273393;JP 3205337;KR 115113;CN 93106228.4;US 5,512,866;EP 0706719;DE 0706719;FR 0706719;GB 0706719;CN 95190359.4;US 5,602,518;US 5,721,520;US 5,745,018;EP 0910875;DE 0910875;DK 0910875;FR 0910875;GB 0910875;IE 0910875;JP 505182/98;KR 10-323013;US 5,994,978;US 6,462,629;CN 00810420.4;US 6,559,735;US 6,650,202;US 6,834,429.Other US and foreign patents pending.

CTS Corporation 2006 reserves all copyrights in the layout, design and configuration of the patterns on this product.

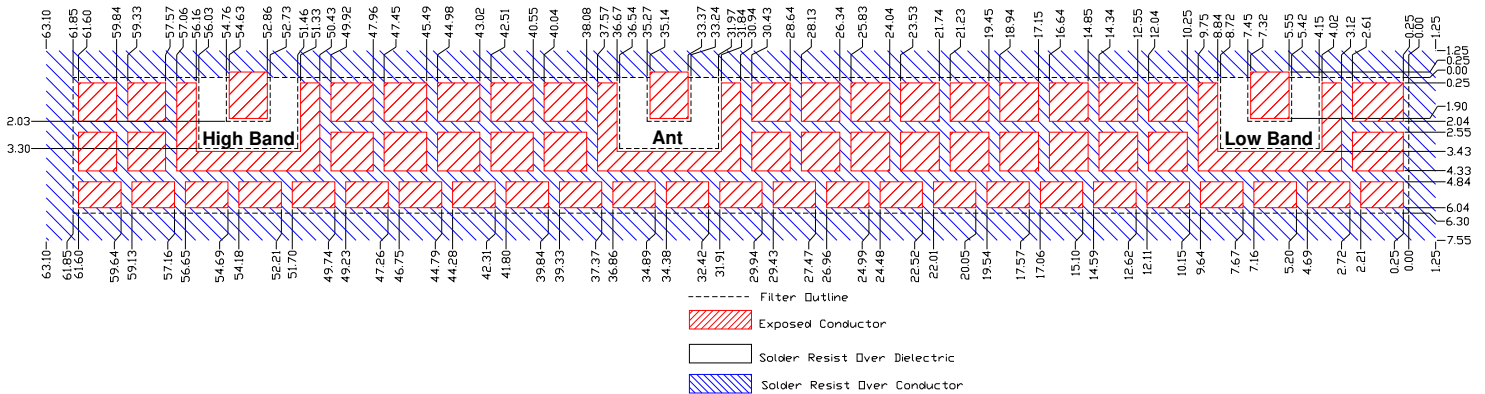
Mechanical Drawing

Revision A – Origin Date: July 28, 2011 – Revision Date: July 28, 2011



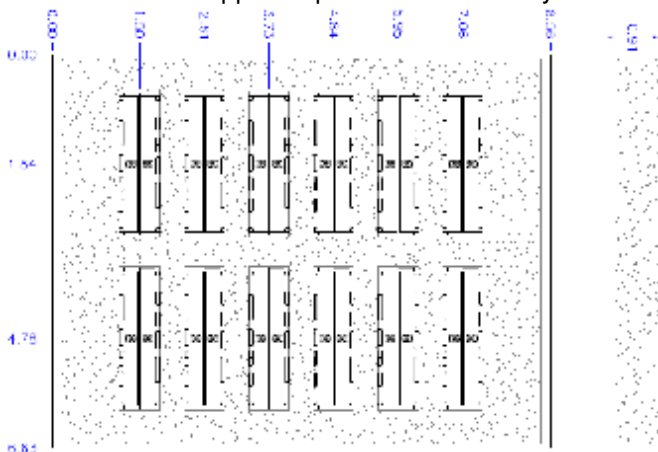
Dim	Nominal (mm)	Tolerance (mm) +/- or max
A		
B	61.85	max
C		
D	6.43	0.25
E	27.82	0.13
F	19.49	0.13
G	2.03	0.13
H	1.27	0.13
I	1.27	0.13
J	2.03	0.13
K	8.63	max
L	6.30	Max
M	8.00	max
N	2.20	0.13

PCB Layout



Packaging and Marking

Product is shipped in preformed foam trays



5 Trays containing 12 slots with 2 filters per slot. 5 Trays per box. Total 120 filters per box

Part Marking: CTS 87B YWW

Electrical response

