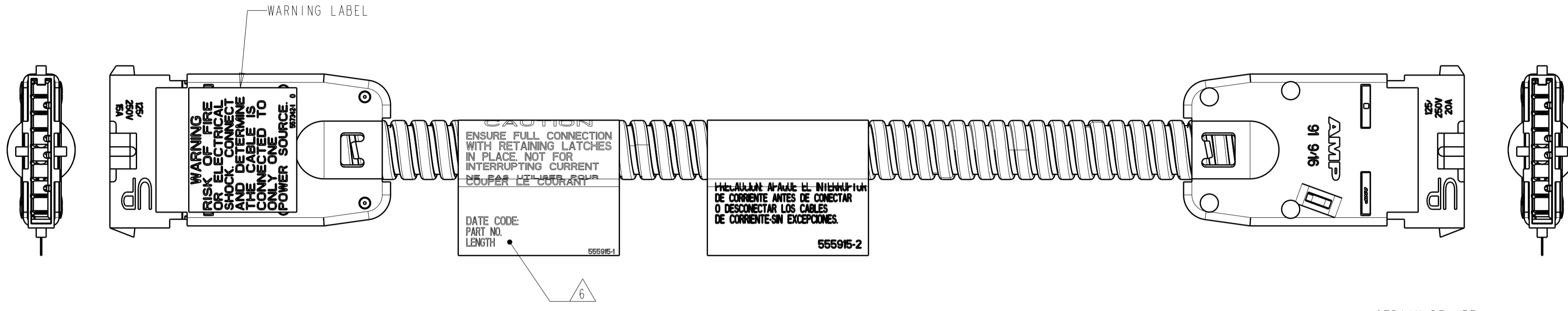
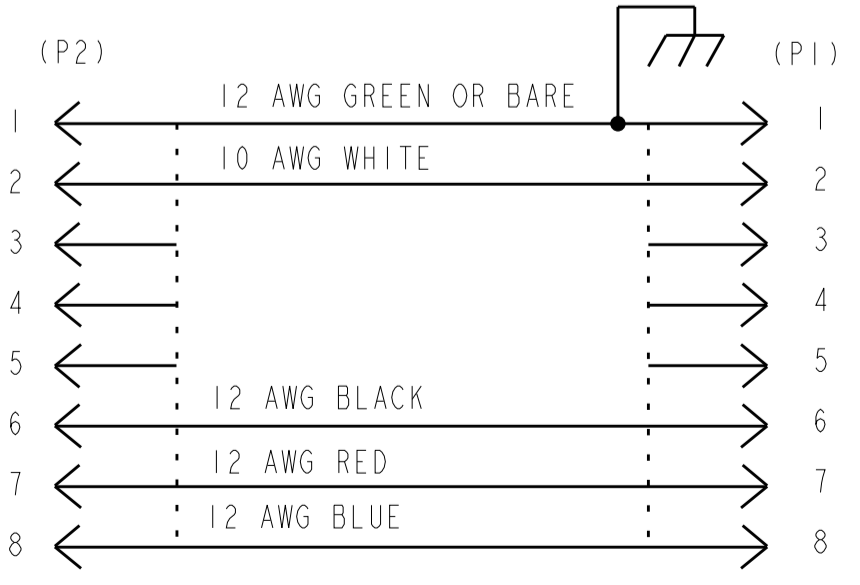
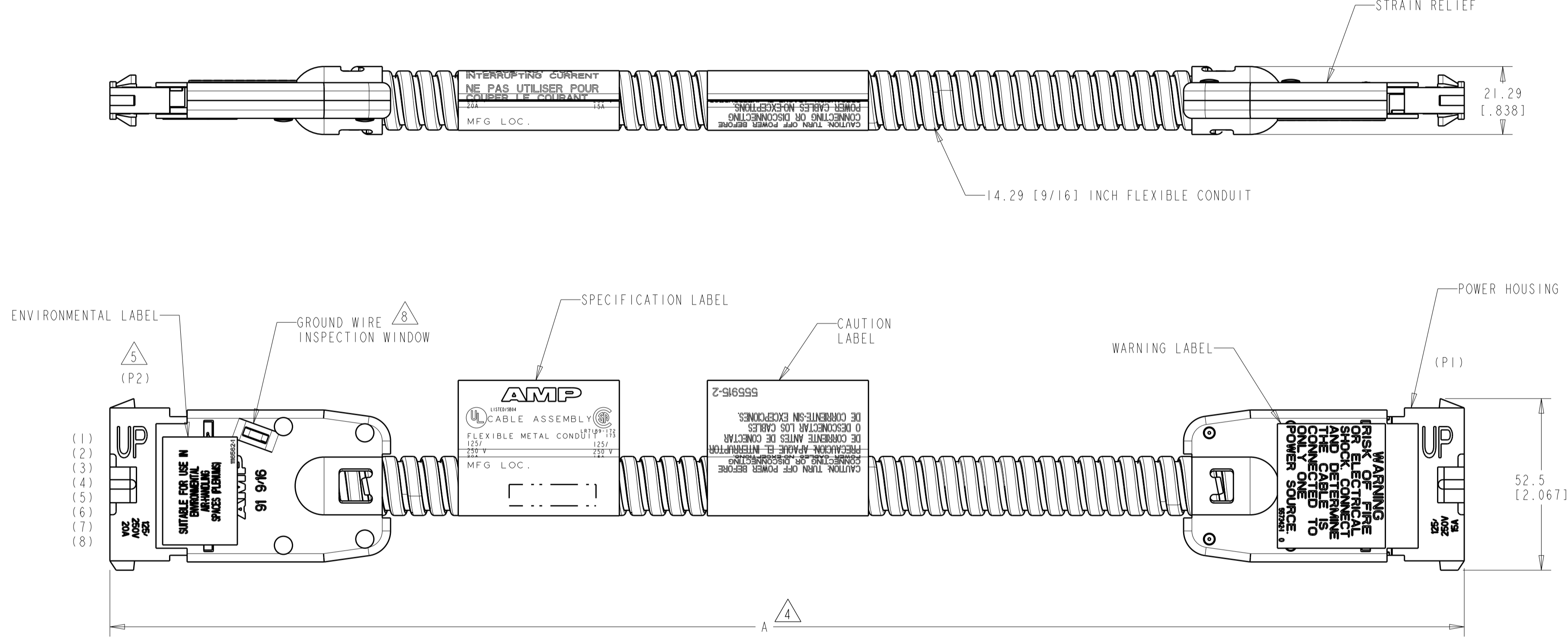


LOC	DIST	REVISIONS					
HM	00	P	LTN	DESCRIPTION	DATE	DWN	APVD
		Z		REV ECO-12-020241	26NOV2012	JM	MS



- 1. DIMENSIONS SHOWN ARE MAXIMUM UNLESS OTHERWISE SPECIFIED.
- 2. CABLE ASSEMBLY SHALL BE WIRED PER WIRING DIAGRAM.
- 3. MATERIAL:
CONNECTOR HOUSINGS - POLYCARBONATE, UL 94V-0, WHITE.
STRAIN RELIEFS - CARBON STEEL WITH NICKEL PLATING 5.08µm [0.00200] MINIMUM THICK.
CONTACTS - COPPER ALLOY WITH SILVER PLATED STRIP 3.81µm [0.00150] MINIMUM THICK.
- 4. DIMENSION "A" SHALL BE MEASURED WITH CONDUIT IN THE RELAXED POSITION.
- 5. DESIGNATIONS IN PARENTHESES () ARE FOR REFERENCE ONLY.
- 6. MANUFACTURING LOCATION, DATE CODE, PART NUMBER, AND LENGTH SHALL BE INK STAMPED WHERE INDICATED.
- 7. APPLICATIONS:
AMPINERGY™-MODULAR WIRING SYSTEM, A MANUFACTURED WIRING SYSTEM.
- 8. USE GROUND WIRE INSPECTION WINDOW TO VERIFY BONDING AND GROUNDING CONDUCTOR.



WIRING DIAGRAM
5 WIRE

4-556212-8	15.24 [50.00]
7-556212-3	12.19 [40.00]
7-556212-2	9.14 [30.00]
4-556212-5	7.62 [25.00]
7-556212-1	6.10 [20.00]
2-556212-3	4.57 [15.00]
3-556212-1	3.05 [10.00]
3-556212-6	1.52 [5.00]
1-556212-5	1.22 [4.00]
3-556212-3	0.91 [3.00]
2-556212-0	0.61 [2.00]
PART NO.	4 DIM A M [FEET]

THIS DRAWING IS A CONTROLLED DOCUMENT.

DWN: L. HALL, OSMAROI
CHK: L. SMITH, OTMAROI
APVD: F. LINCOLN, OTMAROI

NAME: CABLE ASSEMBLY, POWER TO POWER, 5 WIRE

PRODUCT SPEC: -
APPLICATION SPEC: -
SIZE: A1
CAGE CODE: 00779
DRAWING NO: 556212

RESTRICTED TO: -

MATERIAL: -
FINISH: -

WEIGHT: -
CUSTOMER DRAWING

SCALE: 1:1
SHEET: 1 OF 1
REV: Z