

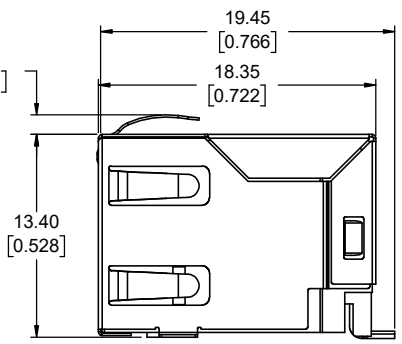
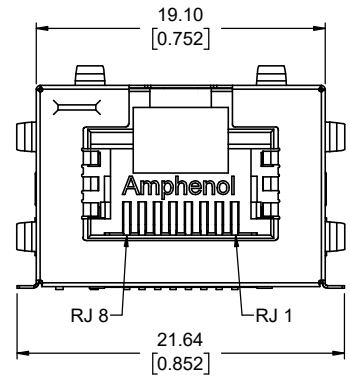

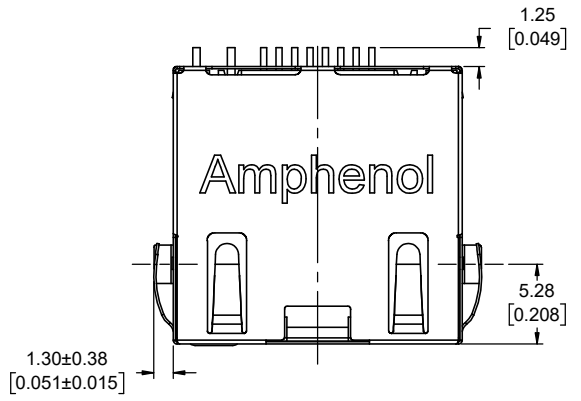
REVISIONS			
REV	DESCRIPTION, ECN, EAR NO.	DATE	APP'D
A	INITIAL RELEASE	AUG18/22	K.T

NOTES:

ELECTRICAL:

1. 60 VDC WITH MAXIMUM POWER 100 W
2. CURRENT RATING: 1.25 AMPS PER CONTACT.
3. INSULATING RESISTANCE: 500 MEGAOHMS MINIMUM.
4. DIELECTRIC STRENGTH: 1000 VAC 60Hz, 1MIN.
5. CATEGORY 6 CHARACTERISTIC

FREQUENCY MHZ	NEAR-END CROSSTALK dB, MIN.	RETURN LOSS dB, MIN.	INSERTION LOSS dB, MAX.
1.0	75.0	30.0	0.1
4.0	75.0	30.0	0.1
8.0	75.0	30.0	0.1
10.0	74.0	30.0	0.1
16.0	69.9	30.0	0.1
20.0	68.0	30.0	0.1
25.0	66.0	30.0	0.1
31.25	64.1	30.0	0.11
62.5	58.1	28.1	0.16
100.0	54.0	24.0	0.20
200.0	48.0	18.0	0.28
250.0	46.0	16.0	0.32



MECHANICAL:

1. SHIELD: STAINLESS STEEL WITH 100u" MATTE TIN OVER 20u" MIN. NICKEL UNDERPLATE
2. HOUSING: HIGH TEMP THERMOPLASTIC. UL 94V-0.
3. CONTACT: PHOSPHOR BRONZE. SELECTIVE GOLD PLATING FOR MATING SURFACE, 50u" MIN. NICKEL UNDERPLATE. 100u" MATTE TIN PLATING ON CONTACT SOLDER TAIL.
4. COPLANARITY: THE MAXIMUM GAP BETWEEN ALL TERMINAL TAILS IS 0.10 [0.004]

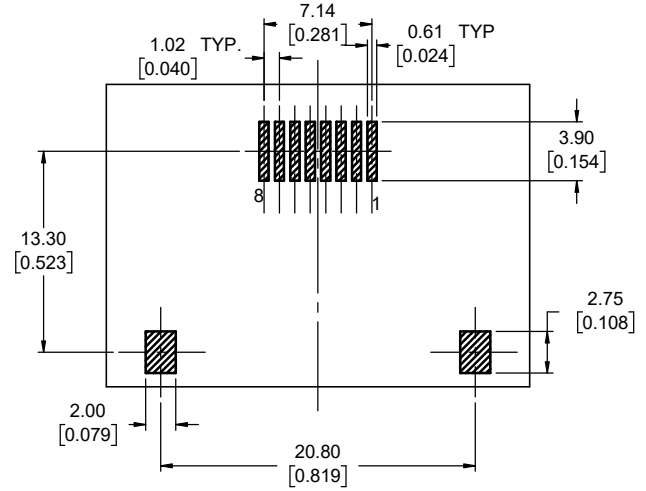
ENVIRONMENTAL:

1. OPERATION: -55 °C TO +85°C
2. MATES WITH MODULAR PLUG CONFORMING TO TIA 1096 STANDARD.
3. RECOMMENDED SOLDER PROCESS: REFLOW SOLDER, PEAK TEMPERATURE 260°C FOR 10 SECONDS MAX.

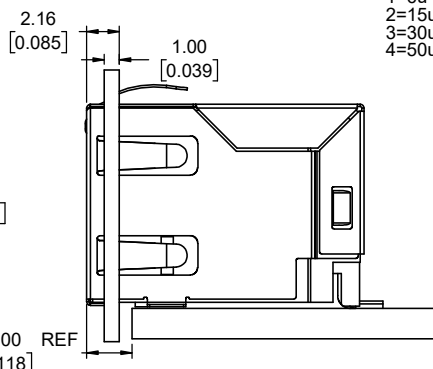
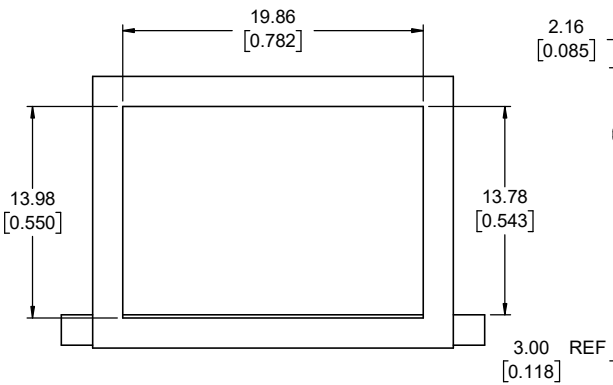
RJ CONNECTOR CONFORMS TIA-1096 STANDARD

AMPHENOL PART NUMBER DESCRIPTION: RJE3B-188-1X01

- GOLD PLATING OPTION
- 1=6u" GOLD PLATING
 - 2=15u" MIN GOLD PLATING
 - 3=30u" MIN GOLD PLATING
 - 4=50u" MIN GOLD PLATING



RECOMMENDED PCB LAYOUT
VIEW FROM COMPONENT SIDE
TOLERANCE: +/-0.05[0.002]



UNLESS SPECIFIED OTHERWISE	DRAWN	JAMISON.C	AUG18/22
PRIMARY UNITS MILLIMETERS	CHECKED	L.CHAN	AUG18/22
SECONDARY INCHES	M.E. APP'D		
REFERENCE IN PARENTHESES	Q.A. APP'D		
GENERAL TOLERANCES	DWG APPR.		
1 DECIMAL PLACE ±0.38	ENG. REL. NO.		
2 DECIMAL PLACES ±0.25	REF.		
3 DECIMAL PLACES ±0.13	THIRD ANGLE PROJECTION		
ANGULAR DEGREES ±1°	DO NOT SCALE DRAWING		

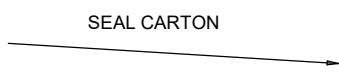
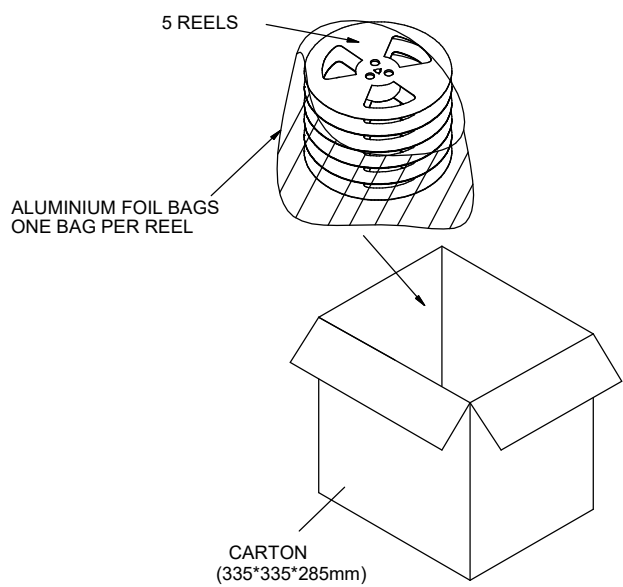
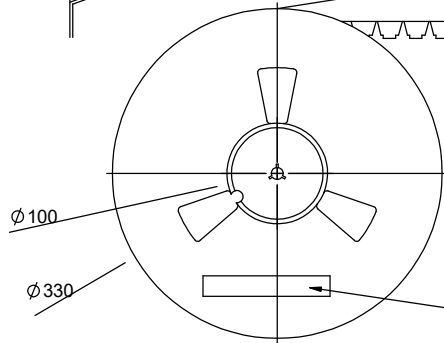
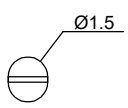
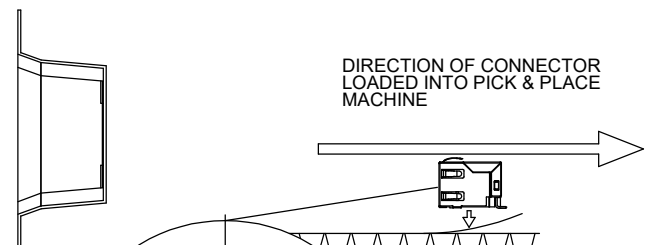
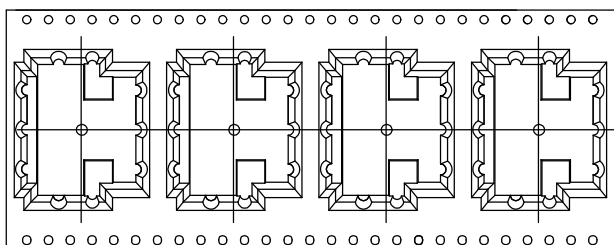
Amphenol Canada Corp.
Commercial Products

MODULAR JACK, SINGLE PORT, 8P8C, SHIELDED, TAB UP, WITHOUT LED, CAT 6, RoHS COMPLIANT

DWG. NO. **P-RJE3B-188-1X01** REV **A**

CODE ID NO. 03554 | DWG SIZE: N/A | SCALE: FIT | SHEET 1 OF 2

REVISIONS			
REV	DESCRIPTION, ECN, EAR NO.	DATE	APP'D
A	INITIAL RELEASE	AUG18/22	K.T



NOTES:

1. FINISHED CONNECTORS (AFTER FINAL INSPECTION) TO BE PACKED INTO CONDUCTIVE HIPS TAPE AND REEL. ONE REEL SHOULD HOLD 140 CONNECTORS.
2. 13 EMPTY POCKETS SEALED OF TAPE LEADER AND 7 EMPTY POCKETS SEALED OF TAPE TRAILER.
3. A FULLY LOADED CARTON SHOULD CONTAIN 5 REELS (700 PCS) OF CONNECTOR.

UNLESS SPECIFIED OTHERWISE	DRAWN	JAMISON.C	AUG18/22
PRIMARY UNITS MILLIMETERS	CHECKED	L.CHAN	AUG18/22
SECONDARY INCHES	M.E.	APP'D	
REFERENCE IN PARENTHESES	Q.A.	APP'D	
GENERAL TOLERANCES	DWG APPR.		
1 DECIMAL PLACE ±0.38	ENG. REL. NO.		
2 DECIMAL PLACES ±0.25	REF.		
3 DECIMAL PLACES ±0.13	THIRD ANGLE PROJECTION		
ANGULAR DEGREES ±1°	DO NOT SCALE DRAWING		

Amphenol Canada Corp.
Commercial Products

MODULAR JACK, SINGLE PORT, 8P8C, SHIELDED, TAB UP, WITHOUT LED, CAT 6, RoHS COMPLIANT

DWG. NO. **P-RJE3B-188-1X01** REV **A**

CODE ID NO. 03554 DWG SIZE: N/A SCALE: FIT SHEET 2 OF 2