

6-1971798-1 ✓ ACTIVE

GRACE INERTIA 2.5

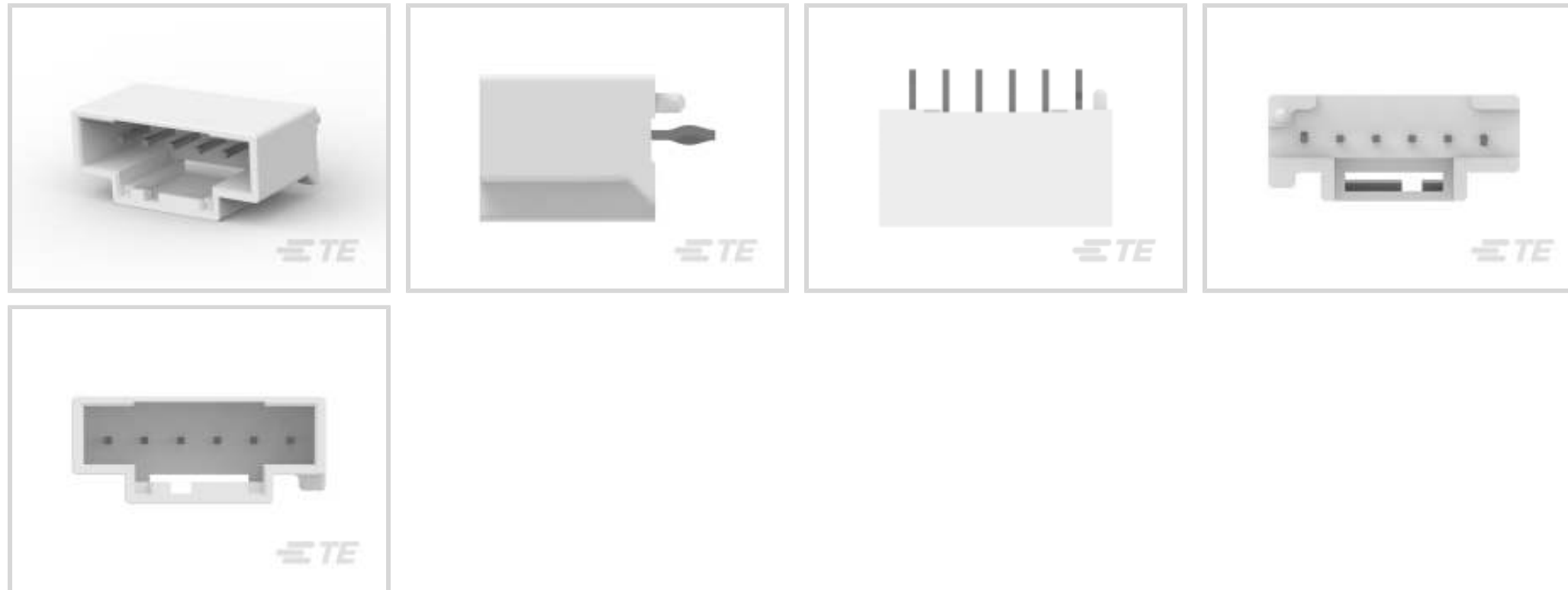
TE Internal #: 6-1971798-1

PCB Mount Header, Vertical, Wire-to-Board, 6 Position, 2.5 mm [.098 in] Centerline, Fully Shrouded, Tin, Through Hole - Solder, GRACE INERTIA 2.5

[View on TE.com >](#)



Connectors > PCB Connectors > PCB Headers & Receptacles > Glow Wire Sig GRACE INERTIA Header



Connector System: **Wire-to-Board**

Number of Positions: **6**

Number of Rows: **1**

Centerline (Pitch): **2.5 mm [.098 in]**

PCB Mount Orientation: **Vertical**

[All Glow Wire Sig GRACE INERTIA Header \(39\)](#)

Features

Product Type Features

Connector System	Wire-to-Board
Header Type	Fully Shrouded
Sealable	No
Connector & Contact Terminates To	Printed Circuit Board
PCB Connector Assembly Type	PCB Mount Header

Configuration Features

Number of Positions	6
Number of Rows	1
PCB Mount Orientation	Vertical

Electrical Characteristics

Operating Voltage	50 VAC
-------------------	--------

Body Features



Connector & Keying Code	A
-------------------------	---

Primary Product Color	Natural
-----------------------	---------

Contact Features

Mating Square Post Dimension	.5 mm[.02 in]
------------------------------	---------------

PCB Contact Termination Area Plating Material Thickness	1 μ m[39.37 μ in]
---	---------------------------

Contact Layout	Inline
----------------	--------

Mating Tab Width	.5 mm[.02 in]
------------------	---------------

Contact Underplating Material Thickness	1.27 μ m[50 μ in]
---	---------------------------

Contact Mating Area Plating Material Thickness	1 μ m[39.37 μ in]
--	---------------------------

PCB Contact Termination Area Plating Material Finish	Matte
--	-------

Contact Shape & Form	Square
----------------------	--------

Contact Mating Area Plating Material Finish	Matte
---	-------

Contact Underplating Material	Nickel
-------------------------------	--------

PCB Contact Termination Area Plating Material	Tin
---	-----

Contact Base Material	Brass
-----------------------	-------

Contact Mating Area Plating Material	Tin
--------------------------------------	-----

Contact Type	Tab
--------------	-----

Contact Current Rating (Max)	3 A
------------------------------	-----

Termination Features

Rectangular Termination Post & Tail Thickness	.46 mm[.018 in]
---	-----------------

Rectangular Termination Post & Tail Width	.5 mm[.02 in]
---	---------------

Termination Post & Tail Length	3 mm[.118 in]
--------------------------------	---------------

Termination Method to Printed Circuit Board	Through Hole - Solder
---	-----------------------

Mechanical Attachment

PCB Mount Alignment Type	Locating Posts
--------------------------	----------------

Mating Alignment Type	Keyed
-----------------------	-------

Mating Retention	With
------------------	------

PCB Mount Retention Type	Kinked
--------------------------	--------

Mating Retention Type	Latch
-----------------------	-------

Connector Mounting Type	Board Mount
-------------------------	-------------

Mating Alignment	With
------------------	------

PCB Mount Alignment	With
---------------------	------

PCB Mount Retention	With
---------------------	------



Housing Features

Housing Material	Nylon
Centerline (Pitch)	2.5 mm [.098 in]

Dimensions

Connector Length	17.5 mm [.68 in]
Connector Height	8.8 mm [.34 in]
Connector Width	7.38 mm [.29 in]
PCB Thickness (Recommended)	1.6 mm [.063 in]

Usage Conditions

Operating Temperature Range	-30 – 105 °C [-22 – 221 °F]
-----------------------------	-----------------------------

Operation/Application

Circuit Application	Signal
---------------------	--------

Industry Standards

Glow Wire Rating	Glow Wire
Agency/Standard	UL
Approved Standards	UL E28476
UL Flammability Rating	UL 94V-0

Packaging Features

Packaging Quantity	750
Packaging Type	Bag, Box

Product Compliance

For compliance documentation, visit the product page on [TE.com](https://www.te.com)>

EU RoHS Directive 2011/65/EU	Compliant
EU ELV Directive 2000/53/EC	Compliant
China RoHS 2 Directive MIIT Order No 32, 2016	No Restricted Materials Above Threshold
EU REACH Regulation (EC) No. 1907/2006	Current ECHA Candidate List: JUNE 2023 (235) Candidate List Declared Against: JUNE 2023 (235) Does not contain REACH SVHC
Halogen Content	Not Low Halogen - contains Br or Cl > 900 ppm.
Solder Process Capability	Not reviewed for solder process capability

Product Compliance Disclaimer

This information is provided based on reasonable inquiry of our suppliers and represents our current actual knowledge based on the information they provided. This information is subject to change. The part numbers that TE has identified as EU RoHS compliant have a maximum concentration of 0.1% by weight in homogenous materials for lead, hexavalent chromium, mercury, PBB, PBDE, DBP, BBP, DEHP, DIBP, and 0.01% for cadmium, or qualify for an exemption to these limits as defined in the Annexes of Directive 2011/65/EU (RoHS2). Finished electrical and electronic equipment products will be CE marked as required by Directive 2011/65/EU. Components may not be CE marked. Additionally, the part numbers that TE has identified as EU ELV compliant have a maximum concentration of 0.1% by weight in homogenous materials for lead, hexavalent chromium, and mercury, and 0.01% for cadmium, or qualify for an exemption to these limits as defined in the Annexes of Directive 2000/53/EC (ELV). Regarding the REACH Regulation, the information TE provides on SVHC in articles for this part number is based on the latest European Chemicals Agency (ECHA) 'Guidance on requirements for substances in articles' posted at this URL: <https://echa.europa.eu/guidance-documents/guidance-on-reach>

Compatible Parts



TE Part # 4-1971798-1
NEW GI CONN2.5 HDR ASMBLY 4P
NC D1.0




TE Part # CAT-G7534A-H342A
Glow Wire Sig GRACE INERTIA Header


Also in the Series | GRACE INERTIA 2.5



Connector Contacts(2)



PCB Headers & Receptacles(138)



PCB Latches, Locks & Retainers(5)



Rectangular Connector Housings(49)



Rectangular Connector Locking(2)



Rectangular Power Connectors(35)

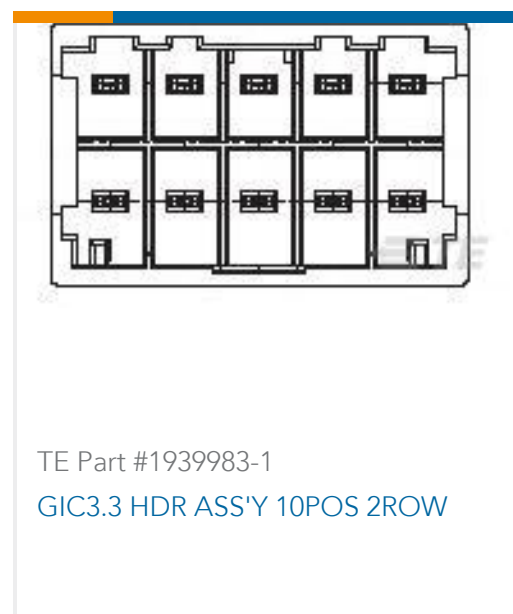


Wire-to-Board Connector Assemblies
& Housings(46)



Wire-to-Board Connector Contacts(4)

Customers Also Bought



Documents

Product Drawings

[NEW GI CONN2.5 HDR ASMBLY 6P NC D1.0](#)

English

CAD Files

[3D PDF](#)

3D

Customer View Model

[ENG_CVM_CVM_6-1971798-1_E_c-6-1971798-1-e.2d_dxf.zip](#)

English

Customer View Model

[ENG_CVM_CVM_6-1971798-1_E_c-6-1971798-1-e.3d_igs.zip](#)

English

Customer View Model

[ENG_CVM_CVM_6-1971798-1_E_c-6-1971798-1-e.3d_stp.zip](#)

English

By downloading the CAD file I accept and agree to the [Terms and Conditions](#) of use.

Datasheets & Catalog Pages

[5-1773465-3-GI2.5Flyer](#)

English

[7-1773465-8-GI2.5-ChineseFlyer](#)

Product Specifications

[Application Specification](#)

English

Product Environmental Compliance



TE Material Declaration

English