

## Contact insert - HC-B 6-I-DT-F - 1648144

Please be informed that the data shown in this PDF Document is generated from our Online Catalog. Please find the complete data in the user's documentation. Our General Terms of Use for Downloads are valid (<http://download.phoenixcontact.com>)



HEAVYCON female insert, B6 series, 6-pos., Push-in connection



### Key commercial data

Packing unit	1 1
Weight per Piece (excluding packing)	58.86 GRM
Custom tariff number	85366990
Country of origin	China

### Technical data

#### General

Note	For HEAVYCON ADVANCE and HEAVYCON housing of B6 type. Coding using the CP-HC (1686478) coding profile. HC-B6.../ HC-B10... for two coding profiles. HC-B16.../ HC-B24... for 4 coding profiles. Connectors may be operated only when there is no load/voltage.
Connection method	Push-in connection
Pollution degree	3
Surge voltage category	III
Constructional and testing regulations	DIN EN 61984
	DIN EN 60664
	IEC 60352
Number of positions	6+PE
Insertion/withdrawal cycles	≥ 500
Design	B6
Conductor cross section	0.5 mm <sup>2</sup> ... 2.5 mm <sup>2</sup>
Connection cross section AWG	20 ... 14
Stripping length of the individual wire	10 mm (13 mm if ferrules are used)

# Contact insert - HC-B 6-I-DT-F - 1648144

## Technical data

### General

Assembly instructions	1) For single-stranded litz wires. For stranded wires use ferrules: 0.5 mm <sup>2</sup> ... 2.5 mm <sup>2</sup> with / without insulating collar, length: 10 mm. 2) SZF0-0.4x2.5 screwdriver (similar to DIN 5264).
Connection	For housing type B6. Connectors may only be operated when there is no load/the power is switched off. Coding also using the CP-HC coding profile (1686478). HC-B6../HC-B10.. for 2 coding profiles. HC-B16../HC-B24.. for 4 coding profiles. Mounting/removal of 0.5 - 0.75 mm <sup>2</sup> wires using a screwdriver.

### Ambient conditions

Ambient temperature (operation)	-40 °C ... 125 °C (including heating up of contacts)
---------------------------------	--

### Material data

Inflammability class according to UL 94	V0
Contact material	Copper alloy
Contact surface material	Ag
Contact carrier material	PA

### Electrical characteristics

Rated voltage (III/3)	500 V
Rated surge voltage	6 kV
Rated current	16 A

## Classifications

### eCl@ss

eCl@ss 4.0	272607xx
eCl@ss 4.1	27260701
eCl@ss 5.0	27143424
eCl@ss 5.1	27143424
eCl@ss 6.0	27143424
eCl@ss 7.0	27440209
eCl@ss 8.0	27440209

### ETIM

ETIM 3.0	EC000437
ETIM 4.0	EC000437
ETIM 5.0	EC000437

### UNSPSC

UNSPSC 6.01	30211923
-------------	----------

# Contact insert - HC-B 6-I-DT-F - 1648144

## Classifications

### UNSPSC

UNSPSC 7.0901	39121522
UNSPSC 11	39121522
UNSPSC 12.01	39121522
UNSPSC 13.2	39121522

## Approvals

### Approvals


Approvals


CSA / UL Recognized / cUL Recognized / cULus Recognized

Ex Approvals

Approvals submitted

### Approval details

CSA 	
mm <sup>2</sup> /AWG/kcmil	22-14
Nominal current I <sub>N</sub>	13 A
Nominal voltage U <sub>N</sub>	600 V

UL Recognized 	
mm <sup>2</sup> /AWG/kcmil	22-14
Nominal current I <sub>N</sub>	13 A
Nominal voltage U <sub>N</sub>	600 V

# Contact insert - HC-B 6-I-DT-F - 1648144

## Approvals

cUL Recognized	
mm <sup>2</sup> /AWG/kcmil	22-14
Nominal current I <sub>N</sub>	13 A
Nominal voltage U <sub>N</sub>	600 V

cULus Recognized	
------------------	--

## Accessories

### Accessories

#### Adapter plate

Adapter plate - HC-B 24-ADP-B 6-GY - 1660407



HEAVYCON adapter plate, type B24 on B6, for panel cutouts of type B24, gray

### Coding element

Coding profile - CP-HC - 1686478



Encoding profile, 4 encoding profiles per strip, 40 strips per unit pack, for insertion in encoding grooves

Coding element - HC-CBU - 1676860



Coding socket for coding up to 16 connectors

## Contact insert - HC-B 6-I-DT-F - 1648144

### Accessories

---

Coding bolt - HC-CB - 1772722



Coding pin, prevents mismating of up to six connectors with an identical number of positions

---

Coding element - HC-CST - 1676857



Coding peg for coding up to 16 connectors

---

### Docking frame

Docking frames - HC-B 6-ANDOCK - 1586112



Andockrahmen für Einschübe, für Kontakteinsätze der Bauform B6, mit 4 Flachkopfschrauben M5, Einschubausgleich x/y-Achse +/- 1,5 mm

---

### Mounting material

Mounting material - HC-B-PES - 1604997



PE screw, for contact inserts HC-B / HC-BB / HC-DD / HC-D40 / HC-D64

---

## Contact insert - HC-B 6-I-DT-F - 1648144

### Accessories

PE multiplier - HC-B-3PE - 1644326



PE multiplier, for three PE connections, for HC-B (besides HC-B..E..ZZ) / HC-BB / HC-DD / HC-D40 / HC-D64 contact inserts

---

Strain relief clamp - HC-B-ZG - 1685327



Strain relief clamps contact inserts of series: B-, BB-, D 40, D 64, DD and HV, straight cable exit

---

Strain relief clamp - HC-B-ZS - 1685330



Strain relief clamps contact inserts of series: B-, BB-, D 40, D 64, DD and HV, lateral cable exit

---

### Plug assembly frame

Connector assembly frame - HC-SMR-2B 6 - 1687998



HEAVYCON connector assembly frame, for two contact inserts of type B6

---

Connector assembly frame - HC-SMR-B 6 - 1687956



HEAVYCON plug assembly frame, for type B6 contact inserts

---

# Contact insert - HC-B 6-I-DT-F - 1648144

## Accessories

Plug mounting plate

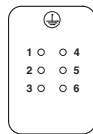
Connector assembly frame - HC-SMP 125-B 6-AML - 1660957



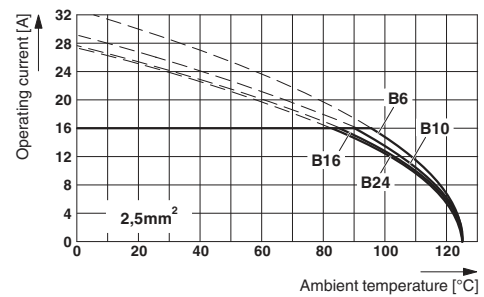
HEAVYCON connector assembly frame with panel mounting base with single locking latch, for contact inserts of type B6

## Drawings

Schematic diagram

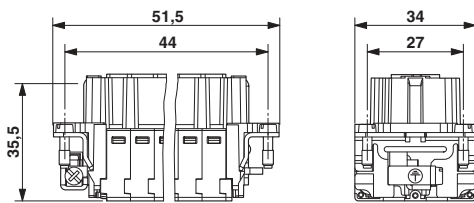


Diagram



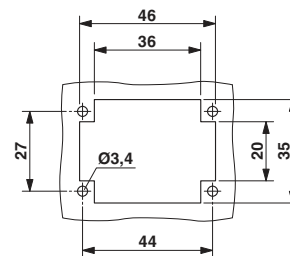
Derating diagram: HC-B...DT series

Dimensioned drawing



Female insert

Dimensioned drawing



## Contact insert - HC-B 6-I-DT-F - 1648144

Dimensioned drawing

