

**Data sheet | Item number: 257-756**

Stackable PCB terminal block; push-button; 2.5 mm<sup>2</sup>; Pin spacing 7.5/7.62 mm; 1-pole; CAGE CLAMP®; commoning option; 2,50 mm<sup>2</sup>; orange



[www.wago.com/257-756](http://www.wago.com/257-756)



Subject to changes. Please also observe the further product documentation!

WAGO GmbH & Co. KG  
Hansastr. 27  
32423 Minden  
Phone: +49571 887-0 | Fax: +49571 887-169  
Email: [info.de@wago.com](mailto:info.de@wago.com) | Web: [www.wago.com](http://www.wago.com)

Do you have any questions about our products?  
We are always happy to take your call at +49 (571) 887-44222.



## Item description

- PCB terminal blocks with push-buttons and CAGE CLAMP® connection
- Versions with Ex approval
- Set to metric or inch pin spacing by compressing PCB terminal strips or pulling them apart
- Ideal for in-the-field wiring thanks to simplified push-button actuation
- Convenient, tool-free operation

## Data

### Notes

Variants:

Other colors

Subject to changes. Please also observe the further product documentation!

---

WAGO GmbH & Co. KG

Hansastr. 27

32423 Minden

Phone: +49571 887-0 | Fax: +49571 887-169

Email: [info.de@wago.com](mailto:info.de@wago.com) | Web: [www.wago.com](http://www.wago.com)

Do you have any questions about our products?

We are always happy to take your call at +49 (571) 887-44222.



Versions for Ex e II and Ex i

Other versions (or variants) can be requested from WAGO Sales or configured at <https://configurator.wago.com/>.

## Electrical data

### Ratings per IEC/EN

| Ratings per                   | IEC/EN 60664-1  |
|-------------------------------|---|
| Nominal voltage (III/3)       | 400 V   |
| Rated impulse voltage (III/3) | 6 kV  |
| Rated voltage (III/2)         | 630 V   |
| Rated impulse voltage (III/2) | 6 kV  |
| Nominal voltage (II/2)        | 1000 V  |
| Rated surge voltage (II/2)    | 6 kV  |
| Rated current                 | 24 A  |
| Legend (ratings)              | (III / 2) $\hat{=}$ Overvoltage category III / Pollution degree 2 |

### Ratings per UL

| Approvals per                  | UL 1059 |
|--------------------------------|---------|
| Rated voltage UL (Use Group B) | 300 V   |
| Rated current UL (Use Group B) | 15 A    |
| Rated voltage UL (Use Group D) | 300 V   |
| Rated current UL (Use Group D) | 10 A    |

### Ratings per CSA

| Approvals per                   | CSA   |
|---------------------------------|-------|
| Rated voltage CSA (Use Group B) | 300 V |
| Rated current CSA (Use Group B) | 15 A  |
| Rated voltage CSA (Use Group D) | 300 V |
| Rated current CSA (Use Group D) | 10 A  |

### Connection data

|                            |   |
|----------------------------|---|
| Connection points          | 1 |
| Total number of potentials | 1 |
| Number of connection types | 1 |
| Number of levels           | 1 |

Subject to changes. Please also observe the further product documentation!

WAGO GmbH & Co. KG

Hansastr. 27

32423 Minden

Phone: +49571 887-0 | Fax: +49571 887-169

Email: [info.de@wago.com](mailto:info.de@wago.com) | Web: [www.wago.com](http://www.wago.com)

Do you have any questions about our products?

We are always happy to take your call at +49 (571) 887-44222.



## Connection 1

|   |  |
|---|--|
| Connection technology                             | CAGE CLAMP®                                  |
| Actuation type                                    | Push-button                                  |
| Solid conductor                                   | 0.08 ... 2.5 mm <sup>2</sup> / 28 ... 12 AWG |
| Fine-stranded conductor                           | 0.08 ... 2.5 mm <sup>2</sup> / 28 ... 12 AWG |
| Fine-stranded conductor; with insulated ferrule   | 0.25 ... 1.5 mm <sup>2</sup>                 |
| Fine-stranded conductor; with uninsulated ferrule | 0.25 ... 1.5 mm <sup>2</sup>                 |
| Note (conductor cross-section)                    | 12 AWG: THHN, THWN                           |
| Strip length                                      | 5 ... 6 mm / 0.2 ... 0.24 inches             |
| Conductor connection direction to PCB             | 0°   |
| Pole number                                       | 1  |

## Physical data

|                                      |                                |
|--------------------------------------|--------------------------------|
| Pin spacing                          | 7.5/7.62 mm / 0.295/0.3 inches |
| Width                                | 10.3 mm / 0.406 inches         |
| Height                               | 24.4 mm / 0.961 inches         |
| Height from the surface              | 20.4 mm / 0.803 inches         |
| Depth                                | 14.2 mm / 0.559 inches         |
| Solder pin length                    | 4 mm                           |
| Solder pin dimensions                | 0.7 x 0.7 mm                   |
| Drilled hole diameter with tolerance | 1.1 <sup>(+0.1)</sup> mm       |

## Plug-in connection

|                                      |    |
|--------------------------------------|----|
| Plugging without loss of pin spacing | No |
|--------------------------------------|----|

## PCB contact

|                                     |                                     |
|-------------------------------------|-------------------------------------|
| PCB contact                         | THT                                 |
| Solder pin arrangement              | within the terminal block (in-line) |
| Number of solder pins per potential | 2                                   |

## Material Data

|                      |  |
|----------------------|--|
| Note (material data) | Information on material specifications can be found here |
| Color                | orange   |
| Material group       | I  |

Subject to changes. Please also observe the further product documentation!



|                             |  |
|-----------------------------|--|
| Insulation material         | Polyamide (PA66)                       |
| Flammability class per UL94 | V0                                     |
| Clamping spring material    | Chrome-nickel spring steel (CrNi)      |
| Contact material            | Electrolytic copper (E <sub>Cu</sub> ) |
| Contact plating             | Tin                                    |
| Fire load                   | 0.025 MJ                               |
| Weight                      | 1.4 g                                  |

### Environmental requirements

|                         |                 |
|-------------------------|-----------------|
| Limit temperature range | -60 ... +105 °C |
|-------------------------|-----------------|

### Commercial data

|                       |                                |
|-----------------------|--------------------------------|
| Product Group         | 4 (Printed Circuit Connectors) |
| eCl@ss 10.0           | 27-44-04-01                    |
| eCl@ss 9.0            | 27-44-04-01                    |
| ETIM 8.0              | EC002643                       |
| ETIM 7.0              | EC002643                       |
| PU (SPU)              | 400 (100) pcs                  |
| Packaging type        | box                            |
| Country of origin     | PL                             |
| GTIN                  | 4044918678971                  |
| Customs tariff number | 85369010000                    |

### Environmental Product Compliance

|                        |                         |
|------------------------|-------------------------|
| RoHS Compliance Status | Compliant, No Exemption |
|------------------------|-------------------------|

### Approvals / Certificates

#### General approvals

| Logo | Approval                        | Additional Approval Text | Certificate name |
|------|---------------------------------|--------------------------|------------------|
|      | CCA<br>DEKRA Certification B.V. | EN 60947                 | 2160584.28       |
|      | CCA<br>DEKRA Certification B.V. | EN 60947                 | NTR NL-7128      |
|      | CCA<br>DEKRA Certification B.V. | EN 60947-7-4             | 71-113014        |
|      | CCA                             | EN 60947-7-4             | NTR NL-          |

Subject to changes. Please also observe the further product documentation!

WAGO GmbH & Co. KG  
 Hansastr. 27  
 32423 Minden  
 Phone: +49571 887-0 | Fax: +49571 887-169  
 Email: [info.de@wago.com](mailto:info.de@wago.com) | Web: [www.wago.com](http://www.wago.com)

Do you have any questions about our products?  
 We are always happy to take your call at +49 (571) 887-44222.



|   |               |          |
|---|---------------|----------|
| DEKRA Certification B.V.                    |               | 7821     |
| <b>CSA</b><br>DEKRA Certification B.V.      | C22.2 No. 158 | 70049157 |
| <b>UR</b><br>Underwriters Laboratories Inc. | UL 1059       | E45172   |

#### Declarations of conformity and manufacturer's declarations

| Logo | Approval  | Additional Approval Text | Certificate name |
|------|---|--------------------------|------------------|
|      | <b>EU-Declaration of Conformity</b><br>WAGO GmbH & Co. KG | -                        | -                |
|      | <b>UK-Declaration of Conformity</b><br>WAGO GmbH & Co. KG | -                        | -                |

#### Approvals for marine applications

| Logo | Approval  | Additional Approval Text | Certificate name         |
|------|---|--------------------------|--------------------------|
|      | <b>ABS</b><br>American Bureau of Shipping               | -                        | 19-<br>HG1869876-<br>PDA |
|      | <b>BV</b><br>Bureau Veritas S.A.                        | IEC 60998                | 11915/DO<br>BV           |
|      | <b>DNV GL</b><br>Det Norske Veritas, Germanischer Lloyd | -                        | TAE000016Z               |

#### Required accessories

##### Mounting

| Intermediate plate  |  |  |
|---|--|--|
| <b>Item no.: 257-801</b><br>Spacer; for doubling the pin spacing; 5/5.08 mm thick; gray   |  | <a href="http://www.wago.com/257-801">www.wago.com/257-801</a> |
| <b>Item no.: 257-821</b><br>Spacer; for doubling the pin spacing; 10/10.16 mm thick; gray |  | <a href="http://www.wago.com/257-821">www.wago.com/257-821</a> |
| <b>Item no.: 257-811</b><br>Spacer; for doubling the pin spacing; 7.5/7.62 mm thick; gray |  | <a href="http://www.wago.com/257-811">www.wago.com/257-811</a> |

##### End plate

| End plate   |  |  |
|---|--|--|
| <b>Item no.: 257-500</b><br>End plate; snap-fit type; 1 mm thick; red         |  | <a href="http://www.wago.com/257-500">www.wago.com/257-500</a> |
| <b>Item no.: 257-700</b><br>End plate; snap-fit type; 1 mm thick; light green |  | <a href="http://www.wago.com/257-700">www.wago.com/257-700</a> |

Subject to changes. Please also observe the further product documentation!



|  |  |
|--|--|
| <b>Item no.: 257-100</b><br>End plate; snap-fit type; 1 mm thick; gray       | <a href="http://www.wago.com/257-100">www.wago.com/257-100</a> |
| <b>Item no.: 257-400</b><br>End plate; snap-fit type; 1 mm thick; blue       | <a href="http://www.wago.com/257-400">www.wago.com/257-400</a> |
| <b>Item no.: 257-300</b><br>End plate; snap-fit type; 1 mm thick; light gray | <a href="http://www.wago.com/257-300">www.wago.com/257-300</a> |
| <b>Item no.: 257-200</b><br>End plate; snap-fit type; 1 mm thick; dark gray  | <a href="http://www.wago.com/257-200">www.wago.com/257-200</a> |
| <b>Item no.: 257-600</b><br>End plate; snap-fit type; 1 mm thick; orange     | <a href="http://www.wago.com/257-600">www.wago.com/257-600</a> |

## Optional accessories

### Tool

|   |  |
|---|--|
| Operating tool  |  |
| <b>Item no.: 210-658</b><br>Operating tool; Blade: 3.5 x 0.5 mm; with a partially insulated shaft; angled; short; multicoloured | <a href="http://www.wago.com/210-658">www.wago.com/210-658</a> |
| <b>Item no.: 210-720</b><br>Operating tool; Blade: 3.5 x 0.5 mm; with a partially insulated shaft; multicoloured                | <a href="http://www.wago.com/210-720">www.wago.com/210-720</a> |

### Ferrule

|  |  |
|--|--|
| Ferrule  |  |
| <b>Item no.: 216-101</b><br>Ferrule; Sleeve for 0.5 mm <sup>2</sup> / AWG 22; uninsulated; electro-tin plated; silver-colored  | <a href="http://www.wago.com/216-101">www.wago.com/216-101</a> |
| <b>Item no.: 216-104</b><br>Ferrule; Sleeve for 1.5 mm <sup>2</sup> / AWG 16; uninsulated; electro-tin plated; silver-colored  | <a href="http://www.wago.com/216-104">www.wago.com/216-104</a> |
| <b>Item no.: 216-102</b><br>Ferrule; Sleeve for 0.75 mm <sup>2</sup> / AWG 20; uninsulated; electro-tin plated; silver-colored   | <a href="http://www.wago.com/216-102">www.wago.com/216-102</a> |
| <b>Item no.: 216-103</b><br>Ferrule; Sleeve for 1 mm <sup>2</sup> / AWG 18; uninsulated; electro-tin plated  | <a href="http://www.wago.com/216-103">www.wago.com/216-103</a> |
| <b>Item no.: 216-123</b><br>Ferrule; Sleeve for 1 mm <sup>2</sup> / AWG 18; uninsulated; electro-tin plated; silver-colored  | <a href="http://www.wago.com/216-123">www.wago.com/216-123</a> |
| <b>Item no.: 216-122</b><br>Ferrule; Sleeve for 0.75 mm <sup>2</sup> / AWG 20; uninsulated; electro-tin plated; silver-colored   | <a href="http://www.wago.com/216-122">www.wago.com/216-122</a> |
| <b>Item no.: 216-124</b><br>Ferrule; Sleeve for 1.5 mm <sup>2</sup> / AWG 16; uninsulated; electro-tin plated  | <a href="http://www.wago.com/216-124">www.wago.com/216-124</a> |
| <b>Item no.: 216-142</b><br>Ferrule; Sleeve for 0.75 mm <sup>2</sup> / 18 AWG; uninsulated; electro-tin plated; electrolytic copper; gastight crimped; acc. to DIN 46228, Part 1/08.92 | <a href="http://www.wago.com/216-142">www.wago.com/216-142</a> |
| <b>Item no.: 216-132</b>   |  |

Subject to changes. Please also observe the further product documentation!



|   |  |
|---|--|
| Ferrule; Sleeve for 0.34 mm <sup>2</sup> / AWG 24; uninsulated; electro-tin plated  | <a href="http://www.wago.com/216-132">www.wago.com/216-132</a> |
| <b>Item no.: 216-121</b><br>Ferrule; Sleeve for 0.5 mm <sup>2</sup> / AWG 22; uninsulated; electro-tin plated; silver-colored   | <a href="http://www.wago.com/216-121">www.wago.com/216-121</a> |
| <b>Item no.: 216-143</b><br>Ferrule; Sleeve for 1 mm <sup>2</sup> / AWG 18; uninsulated; electro-tin plated; electrolytic copper; gastight crimped; acc. to DIN 46228, Part 1/08.92                   | <a href="http://www.wago.com/216-143">www.wago.com/216-143</a> |
| <b>Item no.: 216-131</b><br>Ferrule; Sleeve for 0.25 mm <sup>2</sup> / AWG 24; uninsulated; electro-tin plated; silver-colored  | <a href="http://www.wago.com/216-131">www.wago.com/216-131</a> |
| <b>Item no.: 216-141</b><br>Ferrule; Sleeve for 0.5 mm <sup>2</sup> / 20 AWG; uninsulated; electro-tin plated; electrolytic copper; gastight crimped; acc. to DIN 46228, Part 1/08.92                 | <a href="http://www.wago.com/216-141">www.wago.com/216-141</a> |
| <b>Item no.: 216-152</b><br>Ferrule; Sleeve for 0.34 mm <sup>2</sup> / AWG 24; uninsulated; electro-tin plated  | <a href="http://www.wago.com/216-152">www.wago.com/216-152</a> |
| <b>Item no.: 216-203</b><br>Ferrule; Sleeve for 1 mm <sup>2</sup> / AWG 18; insulated; electro-tin plated; red  | <a href="http://www.wago.com/216-203">www.wago.com/216-203</a> |
| <b>Item no.: 216-202</b><br>Ferrule; Sleeve for 0.75 mm <sup>2</sup> / 18 AWG; insulated; electro-tin plated; gray  | <a href="http://www.wago.com/216-202">www.wago.com/216-202</a> |
| <b>Item no.: 216-151</b><br>Ferrule; Sleeve for 0.25 mm <sup>2</sup> / AWG 24; uninsulated; electro-tin plated  | <a href="http://www.wago.com/216-151">www.wago.com/216-151</a> |
| <b>Item no.: 216-204</b><br>Ferrule; Sleeve for 1.5 mm <sup>2</sup> / AWG 16; insulated; electro-tin plated; black  | <a href="http://www.wago.com/216-204">www.wago.com/216-204</a> |
| <b>Item no.: 216-144</b><br>Ferrule; Sleeve for 1.5 mm <sup>2</sup> / AWG 16; uninsulated; electro-tin plated; electrolytic copper; gastight crimped; acc. to DIN 46228, Part 1/08.92; silver-colored | <a href="http://www.wago.com/216-144">www.wago.com/216-144</a> |
| <b>Item no.: 216-201</b><br>Ferrule; Sleeve for 0.5 mm <sup>2</sup> / 20 AWG; insulated; electro-tin plated; white  | <a href="http://www.wago.com/216-201">www.wago.com/216-201</a> |
| <b>Item no.: 216-223</b><br>Ferrule; Sleeve for 1 mm <sup>2</sup> / AWG 18; insulated; electro-tin plated; red  | <a href="http://www.wago.com/216-223">www.wago.com/216-223</a> |
| <b>Item no.: 216-241</b><br>Ferrule; Sleeve for 0.5 mm <sup>2</sup> / 20 AWG; insulated; electro-tin plated; electrolytic copper; gastight crimped; acc. to DIN 46228, Part 4/09.90; white            | <a href="http://www.wago.com/216-241">www.wago.com/216-241</a> |
| <b>Item no.: 216-242</b><br>Ferrule; Sleeve for 0.75 mm <sup>2</sup> / 18 AWG; insulated; electro-tin plated; electrolytic copper; gastight crimped; acc. to DIN 46228, Part 4/09.90; gray            | <a href="http://www.wago.com/216-242">www.wago.com/216-242</a> |
| <b>Item no.: 216-222</b><br>Ferrule; Sleeve for 0.75 mm <sup>2</sup> / 18 AWG; insulated; electro-tin plated; gray  | <a href="http://www.wago.com/216-222">www.wago.com/216-222</a> |
| <b>Item no.: 216-221</b><br>Ferrule; Sleeve for 0.5 mm <sup>2</sup> / 20 AWG; insulated; electro-tin plated; white  | <a href="http://www.wago.com/216-221">www.wago.com/216-221</a> |
| <b>Item no.: 216-224</b><br>Ferrule; Sleeve for 1.5 mm <sup>2</sup> / AWG 16; insulated; electro-tin plated; black  | <a href="http://www.wago.com/216-224">www.wago.com/216-224</a> |

Subject to changes. Please also observe the further product documentation!





|  |  |
|--|--|
| <b>Item no.: 216-243</b><br>Ferrule; Sleeve for 1 mm <sup>2</sup> / AWG 18; insulated; electro-tin plated; electrolytic copper; gastight crimped; acc. to DIN 46228, Part 4/09.90; red     | <a href="http://www.wago.com/216-243">www.wago.com/216-243</a> |
| <b>Item no.: 216-244</b><br>Ferrule; Sleeve for 1.5 mm <sup>2</sup> / AWG 16; insulated; electro-tin plated; electrolytic copper; gastight crimped; acc. to DIN 46228, Part 4/09.90; black | <a href="http://www.wago.com/216-244">www.wago.com/216-244</a> |
| <b>Item no.: 216-263</b><br>Ferrule; Sleeve for 1 mm <sup>2</sup> / AWG 18; insulated; electro-tin plated; electrolytic copper; gastight crimped; acc. to DIN 46228, Part 4/09.90; red     | <a href="http://www.wago.com/216-263">www.wago.com/216-263</a> |
| <b>Item no.: 216-264</b><br>Ferrule; Sleeve for 1.5 mm <sup>2</sup> / AWG 16; insulated; electro-tin plated; electrolytic copper; gastight crimped; acc. to DIN 46228, Part 4/09.90; black | <a href="http://www.wago.com/216-264">www.wago.com/216-264</a> |
| <b>Item no.: 216-262</b><br>Ferrule; Sleeve for 0.75 mm <sup>2</sup> / 18 AWG; insulated; electro-tin plated; electrolytic copper; gastight crimped; acc. to DIN 46228, Part 4/09.90; gray | <a href="http://www.wago.com/216-262">www.wago.com/216-262</a> |
| <b>Item no.: 216-301</b><br>Ferrule; Sleeve for 0.25 mm <sup>2</sup> / AWG 24; insulated; electro-tin plated; yellow   | <a href="http://www.wago.com/216-301">www.wago.com/216-301</a> |
| <b>Item no.: 216-321</b><br>Ferrule; Sleeve for 0.25 mm <sup>2</sup> / AWG 24; insulated; electro-tin plated; yellow   | <a href="http://www.wago.com/216-321">www.wago.com/216-321</a> |
| <b>Item no.: 216-322</b><br>Ferrule; Sleeve for 0.34 mm <sup>2</sup> / 22 AWG; insulated; electro-tin plated; light turquoise  | <a href="http://www.wago.com/216-322">www.wago.com/216-322</a> |
| <b>Item no.: 216-302</b><br>Ferrule; Sleeve for 0.34 mm <sup>2</sup> / 22 AWG; insulated; electro-tin plated; light turquoise  | <a href="http://www.wago.com/216-302">www.wago.com/216-302</a> |

#### Marking accessories

##### Marking strip

|  |  |
|--|--|
| <b>Item no.: 210-332/750-020</b><br>Marking strips; as a DIN A4 sheet; MARKED; 1-20 (80x); Height of marker strip: 3 mm; Strip length 182 mm; Horizontal marking; Self-adhesive; white | <a href="http://www.wago.com/210-332/750-020">www.wago.com/210-332/750-020</a> |
| <b>Item no.: 210-332/762-020</b><br>Marking strips; as a DIN A4 sheet; MARKED; 1-20 (80x); Height of marker strip: 3 mm; Strip length 182 mm; Horizontal marking; Self-adhesive; white | <a href="http://www.wago.com/210-332/762-020">www.wago.com/210-332/762-020</a> |

#### Testing and measuring

##### Testing accessories

|  |  |
|--|--|
| <b>Item no.: 249-112</b><br>Test plug adapter; suitable for 255, 256, 257 Series PCB terminal blocks; 1-pole; Pin spacing 7.5 mm / 0.295 in; gray  | <a href="http://www.wago.com/249-112">www.wago.com/249-112</a> |
| <b>Item no.: 249-113</b><br>Test plug adapter; suitable for 255, 256, 257 Series PCB terminal blocks; 1-pole; Pin spacing 7.62 mm / 0.3 in; orange | <a href="http://www.wago.com/249-113">www.wago.com/249-113</a> |

Subject to changes. Please also observe the further product documentation!



## Downloads

### Documentation

#### Additional Information

|  |            |                 |          |
|--|------------|-----------------|----------|
|  | 2019 年4月3日 | pdf<br>2.0 MB   | Download |
| Gebrückte Klemmenleisten für Leiterplatten |            | pdf<br>187.6 kB | Download |

## CAD/CAE-Data

### CAE data

|                           |     |          |
|---------------------------|-----|----------|
| EPLAN Data Portal 257-756 | URL | Download |
| ZUKEN Portal 257-756      | URL | Download |

### PCB Design

|                              |     |          |
|------------------------------|-----|----------|
| Symbol and Footprint 257-756 | URL | Download |
|------------------------------|-----|----------|

CAX data for your PCB design, consisting of "schematic symbols and PCB footprints", allow easy integration of the WAGO component into your development environment.

### Supported formats:

- Accel EDA 14 & 15
- Altium 6 to current version
- Cadence Allegro
- DesignSpark
- Eagle Libraries
- KiCad
- Mentor Graphics BoardStation
- Mentor Graphics Design Architect
- Mentor Graphics Design Expedition 99 and 2000
- OrCAD 9.X PCB and Capture
- PADS PowerPCB 3, 3.5, 4.X, and 5.X
- PADS PowerPCB and PowerLogic 3.0
- PCAD 2000, 2001, 2002, 2004, and 2006
- Pulsonix 8.5 or newer
- STL

Subject to changes. Please also observe the further product documentation!

- 3D STEP
- TARGET 3001!
- View Logic ViewDraw
- Quadcept
- Zuken CadStar 3 and 4
- Zuken CR-5000 and CR-8000

PCB Component Libraries (EDA), PCB CAD Library Ultra Librarian

---

#### CAD data

|                      |     |          |
|----------------------|-----|----------|
| 2D/3D Models 257-756 | URL | Download |
|----------------------|-----|----------|

---

#### Environmental Product Compliance

##### Compliance Search


|  |     |          |
|--|-----|----------|
| Environmental Product Compliance 257-756 | URL | Download |
|--|-----|----------|

Stackable PCB terminal block; push-button; 2.5 mm<sup>2</sup>; Pin spacing 7.5/7.62 mm; 1-pole; CAGE CLAMP®; commoning option; 2,50 mm<sup>2</sup>; orange


---

#### Installation Notes

##### Conductor termination



Inserting/removing a conductor – 256 Series.



Inserting/removing a conductor (255 Series)

---

Subject to changes. Please also observe the further product documentation!



Inserting/removing a conductor via finger-operated lever – 255 Series.




Inserting/removing a conductor via finger-operated lever – 256 Series.

### Installation



Possible conductor arrangement with terminal strips staggered (for 256 Series only).

### Marking



Formation of groups using housings of different colors

### Testing

---

Subject to changes. Please also observe the further product documentation!



Testing with test probes.



Testing with test plug modules.

Subject to changes. Please also observe the further product documentation!