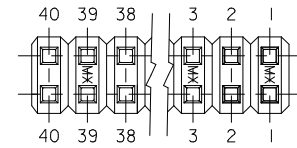


CKT. SIZE	DIM. A REF.		DIM. B REF.	
	(MM)	INCH	(MM)	INCH
4	(5.08)	.200	(2.54)	.100
6	(7.62)	.300	(5.08)	.200
8	(10.16)	.400	(7.62)	.300
10	(12.70)	.500	(10.16)	.400
12	(15.24)	.600	(12.70)	.500
14	(17.78)	.700	(15.24)	.600
16	(20.32)	.800	(17.78)	.700
18	(22.86)	.900	(20.32)	.800
20	(25.40)	1.000	(22.86)	.900
22	(27.94)	1.100	(25.40)	1.000
24	(30.48)	1.200	(27.94)	1.100
26	(33.02)	1.300	(30.48)	1.200
28	(35.56)	1.400	(33.02)	1.300
30	(38.10)	1.500	(35.56)	1.400
32	(40.64)	1.600	(38.10)	1.500
34	(43.18)	1.700	(40.64)	1.600
36	(45.72)	1.800	(43.18)	1.700
38	(48.26)	1.900	(45.72)	1.800
40	(50.80)	2.000	(48.26)	1.900
42	(53.34)	2.100	(50.80)	2.000
44	(55.88)	2.200	(53.34)	2.100
46	(58.42)	2.300	(55.88)	2.200
48	(60.96)	2.400	(58.42)	2.300
50	(63.50)	2.500	(60.96)	2.400
52	(66.04)	2.600	(63.50)	2.500
54	(68.58)	2.700	(66.04)	2.600
56	(71.12)	2.800	(68.58)	2.700
58	(73.66)	2.900	(71.12)	2.800
60	(76.20)	3.000	(73.66)	2.900
62	(78.74)	3.100	(76.20)	3.000
64	(81.28)	3.200	(78.74)	3.100
66	(83.82)	3.300	(81.28)	3.200
68	(86.36)	3.400	(83.82)	3.300
70	(88.90)	3.500	(86.36)	3.400
72	(91.44)	3.600	(88.90)	3.500
74	(93.98)	3.700	(91.44)	3.600
76	(96.52)	3.800	(93.98)	3.700
78	(99.06)	3.900	(96.52)	3.800
80	(101.60)	4.000	(99.06)	3.900
82	(104.14)	4.100	(101.60)	4.000
84	(106.68)	4.200	(104.14)	4.100
86	(109.22)	4.300	(106.68)	4.200
88	(111.76)	4.400	(109.22)	4.300
90	(114.30)	4.500	(111.76)	4.400
92	(116.84)	4.600	(114.30)	4.500
94	(119.38)	4.700	(116.84)	4.600
96	(121.92)	4.800	(119.38)	4.700
98	(124.46)	4.900	(121.92)	4.800
100	(127.00)	5.000	(124.46)	4.900

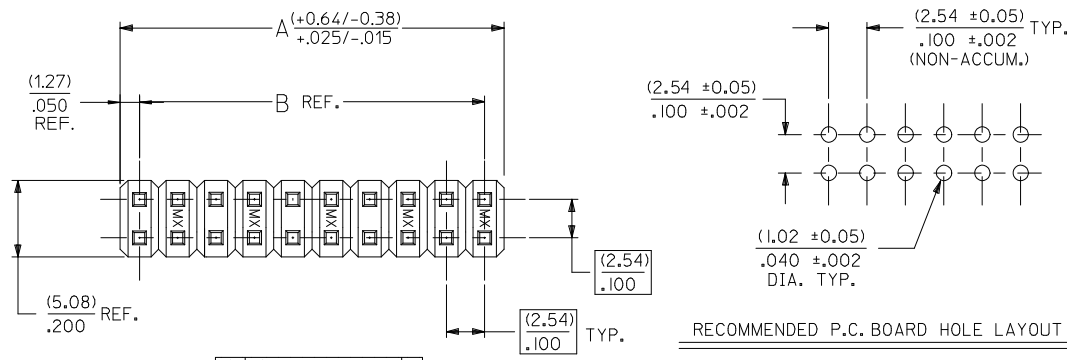


VIEW "AB"
USE FOR LOCATING VOIDED CKTS.
(TOP VIEW SHOWN)
(SEE NOTE 6)

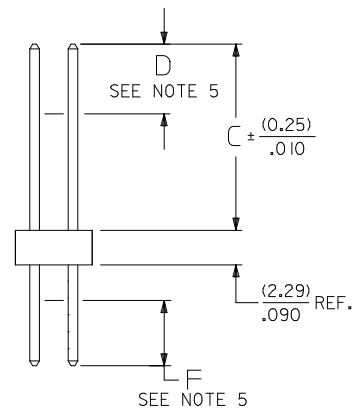
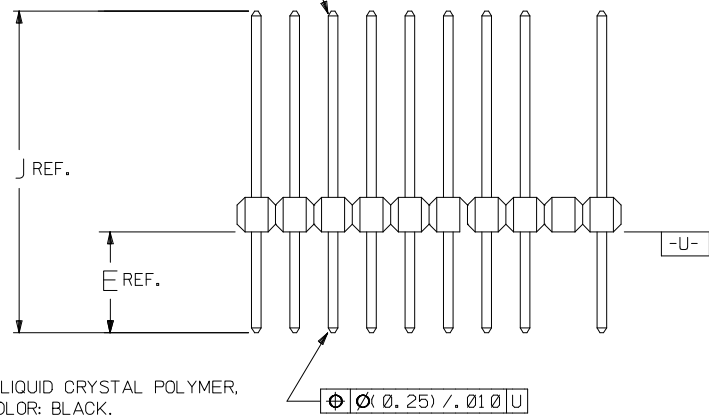
NOTES:

- MATERIAL:
PIN: COPPER ALLOY
WAFER: GLASS FILLED LCP (LIQUID CRYSTAL POLYMER, UL 94V-0, COLOR: BLACK.
- FINISH:
TIN = (0.00380)/.000150 MINIMUM TIN PLATE
OVER (0.00127)/.000050 MINIMUM NICKEL PLATE.
15 GOLD = (0.00038)/.000015 MINIMUM GOLD PLATE IN SELECT AREA,
(0.00190)/.000075 MINIMUM TIN PLATE IN SELECT AREA,
OVER (0.00127)/.000050 MINIMUM NICKEL PLATE OVERALL.
30 GOLD = (0.00076)/.000030 MINIMUM GOLD PLATE IN SELECT AREA,
(0.00190)/.000075 MINIMUM TIN PLATE IN SELECT AREA,
OVER (0.00127)/.000050 MINIMUM NICKEL PLATE OVERALL.
15G/100T = (0.00038)/.000015 MINIMUM GOLD PLATE IN SELECT AREA,
(0.00254)/.000100 MINIMUM TIN PLATE IN SELECT AREA,
OVER (0.00127)/.000050 MINIMUM NICKEL PLATE OVERALL.

* THE PRIMARY SHIPPING CARTON WILL BE LABELED "COMPLIANT TO RoHS DIRECTIVE 2002/95/EC AND ELV ANNEX II OF DIRECTIVE 2000/53/EC". CARTONS WITHOUT THIS LABEL MAY CONTAIN PRODUCT WITH LEAD PLATING.



RECOMMENDED P.C. BOARD HOLE LAYOUT



- PRODUCT SPECIFICATION: PS-70280
- PACKAGING INFORMATION: (UNLESS OTHERWISE NOTED IN TABLES) BULK PACK PER PK-70873-0353.
- MEASURE POINT FOR PLATING THICKNESS.
- VOIDED PIN LOCATIONS ARE IDENTIFIED NUMERICALLY FROM RIGHT TO LEFT AND ALPHABETICALLY FROM TOP TO BOTTOM USING VIEW "AB"; SEE CHART FOR LOCATION.
- PIN PUSHOUT FORCE: 3 POUNDS MINIMUM IN EITHER DIRECTION.
- FOR ILLUSTRATION PURPOSES, 20 (DUAL 10) CIRCUIT SIZE IS SHOWN.
- PINS MEET SOLDERABILITY SPEC SMES-152.
- WAFER TO BE FLAT WITHIN (0.03 MM/CM) .003 IN./IN.
- THIS PART CONFORMS TO CLASS B REQUIREMENTS OF COSMETIC SPECIFICATION PS-45499-002.

2	J1
1	K
SHT	REV

CORRECTED DIMENSION EC NO: UCP2009-2631 DRWN:TBRENS 2009/06/04 CHKD:HKIPPER 2009/06/10 APPR:FSMLTH 2009/06/12	QUALITY SYMBOLS ▽=0 ▽=0	GENERAL TOLERANCES (UNLESS SPECIFIED) <table border="1"> <tr><th></th><th>mm</th><th>INCH</th></tr> <tr><td>4 PLACES</td><td>± ---</td><td>± ---</td></tr> <tr><td>3 PLACES</td><td>± ---</td><td>± .005</td></tr> <tr><td>2 PLACES</td><td>± 0.13</td><td>± .01</td></tr> <tr><td>1 PLACE</td><td>± 0.25</td><td>± ---</td></tr> </table>		mm	INCH	4 PLACES	± ---	± ---	3 PLACES	± ---	± .005	2 PLACES	± 0.13	± .01	1 PLACE	± 0.25	± ---	DIMENSION STYLE MM/IN	SCALE 4:1	DESIGN UNITS INCH	THIRD ANGLE PROJECTION
		mm	INCH																		
	4 PLACES	± ---	± ---																		
	3 PLACES	± ---	± .005																		
2 PLACES	± 0.13	± .01																			
1 PLACE	± 0.25	± ---																			
DRAWN BY RB	DATE 93/01/08	CHECKED BY DATE	APPROVED BY DJB	DATE 93/01/08	WAFER ASSY -HIGH TEMP DUAL ROW W/BREAK-OFF OPTION W/VOIDS																
MATERIAL NO. SEE TABLE	DOCUMENT NO. SDA-70280-5001-9999	MOLEX INCORPORATED																			
DRAFT WHERE APPLICABLE MUST REMAIN WITHIN DIMENSIONS	SIZE C	THIS DRAWING CONTAINS INFORMATION THAT IS PROPRIETARY TO MOLEX INCORPORATED AND SHOULD NOT BE USED WITHOUT WRITTEN PERMISSION																			

	13	12	11	10	9	8	7	6	5	4	3	2	1				
J	OBSOLETE	ENGINEERING NUMBER	EDP NUMBER	CKT. SIZE	VOIDED PIN LOCATION (SEE NOTE 6)		E REF.	J REF.	C ± 0.10 (0.25)	PLATING TYPE SEE SHEET 1	CONNECTOR END PLATING			P.C. BOARD END PLATING			FOR PACKAGING INFORMATION, SEE NOTE #4 ON SHEET 1 (UNLESS OTHERWISE SPECIFIED BELOW)
					ROW	LOCATION					TYPE	D MEAS.	TYPE	F MEAS.			
		A-70280-5001	10-98-0004	26	B	1	.107 (2.72)	.437 (11.10)	.240 (6.10)	15 GOLD	GOLD	.100 (2.54)	TIN	.050 (1.27)			
		A-70280-5002	10-98-0014	16	A	2	.107 (2.72)	.437 (11.10)	.240 (6.10)	15 GOLD	GOLD	.100 (2.54)	TIN	.050 (1.27)			
I		A-70280-5003	70280-5003	38	B	13	.125 (3.18)	.455 (11.56)	.240 (6.10)	15G/100T	GOLD	.100 (2.54)	TIN	.050 (1.27)			
		A-70280-5004	70280-5004	08	B	2	.107 (2.72)	.437 (11.10)	.240 (6.10)	15 GOLD	GOLD	.100 (2.54)	TIN	.050 (1.27)			
		A-70280-5005	70280-5005	06	A	2	.107 (2.72)	.437 (11.10)	.240 (6.10)	15 GOLD	GOLD	.100 (2.54)	TIN	.050 (1.27)			
					B	3											
		A-70280-5006	70280-500	20	A	7	.107 (2.72)	.437 (11.10)	.240 (6.10)	TIN	TIN	.100 (2.54)	TIN	.050 (1.27)			
					B	5											
H		A-70280-5007	70280-5007	10	A	1	.107 (2.72)	.437 (11.10)	.240 (6.10)	15 GOLD	GOLD	.100 (2.54)	TIN	.050 (1.27)			
		A-70280-5008	70280-5008	16	A	7	.107 (2.72)	.437 (11.10)	.240 (6.10)	TIN	TIN	.100 (2.54)	TIN	.050 (1.27)			
		A-70280-5009	70280-5009	50	A	13	.107 (2.72)	.437 (11.10)	.240 (6.10)	TIN	TIN	.100 (2.54)	TIN	.050 (1.27)			
G		A-70280-5010	70280-5010	26	B	1	.107 (2.72)	.437 (11.10)	.240 (6.10)	15 GOLD	GOLD	.100 (2.54)	TIN	.050 (1.27)			
	X	A-70280-5011	70280-5011	26	A	5,15,21	.107 (2.72)	.437 (11.10)	.240 (6.10)	15 GOLD	GOLD	.100 (2.54)	TIN	.050 (1.27)			
					B	6,10,22											
		A-70280-5012	70280-5012	04	B	1,2	.107 (2.72)	.437 (11.10)	.240 (6.10)	15 GOLD	GOLD	.100 (2.54)	TIN	.050 (1.27)			
F		A-70280-5013	70280-5013	40	A	11	.107 (2.72)	.437 (11.10)	.240 (6.10)	15 GOLD	GOLD	.100 (2.54)	TIN	.050 (1.27)			
		A-70280-5014	70280-5014	10	A	5	.135 (3.43)	.465 (11.81)	.240 (6.10)	15 GOLD	GOLD	.100 (2.54)	TIN	.050 (1.27)			
		A-70280-5015	70280-5015	10	A	5	.135 (3.43)	.465 (11.81)	.240 (6.10)	30 GOLD	GOLD	.100 (2.54)	TIN	.050 (1.27)			
E		A-70280-5016	70280-5016	10	A	5	.110 (2.79)	.440 (11.18)	.240 (6.10)	15 GOLD	GOLD	.100 (2.54)	TIN	.050 (1.27)			
		A-70280-5017	70280-5017	10	B	4	.110 (2.79)	.440 (11.18)	.240 (6.10)	15 GOLD	GOLD	.100 (2.54)	TIN	.050 (1.27)			
		A-70280-5018	70280-5018	16	A	3	.110 (2.79)	.440 (11.18)	.240 (6.10)	15 GOLD	GOLD	.100 (2.54)	TIN	.050 (1.27)			

UPDATE DIMENSIONS FC NO: UCP2007-3272 DRAWN: ADERR 2007/06/27 CHKD: IBELL 2007/06/27 APPR: FSM TH 2007/06/28 REV: J1	QUALITY SYMBOLS = 0 = 0	GENERAL TOLERANCES (UNLESS SPECIFIED)		DIMENSION STYLE MM/IN		SCALE ---	DESIGN UNITS INCH	THIRD ANGLE PROJECTION		
		4 PLACES ± --- ± ---	3 PLACES ± --- ± ---	2 PLACES ± --- ± ---	1 PLACE ± --- ± ---	DRAWN BY RB	DATE 93/01/08	TITLE WAFER ASSEM.-HIGH TEMP. DUAL ROW W/BREAK-OFF OPTION W/VOIDS		
		ANGULAR ±1/2°				CHECKED BY	DATE	APPROVED BY DJB		
		DRAFT WHERE APPLICABLE MUST REMAIN WITHIN DIMENSIONS				MATERIAL NO. SEE TABLE	DATE 93/01/08		DOCUMENT NO. SDA-70280-5001-9999	SHEET NO. 2 OF 2