

1-1470109-0 ✓ ACTIVE

AMPMODU | AMPMODU 2 mm


TE Internal #: 1-1470109-0

PCB Mount Header, Vertical, Wire-to-Board, 10 Position, 2 mm [.079 in] Centerline, Fully Shrouded, Tin, Through Hole - Solder, Signal, AMPMODU 2 mm

[View on TE.com >](#)



Connectors > PCB Connectors > PCB Headers & Receptacles



Connector System: **Wire-to-Board**

Number of Positions: **10**

Number of Rows: **2**

Centerline (Pitch): **2 mm [.079 in]**

PCB Mount Orientation: **Vertical**

Features

Product Type Features

Connector System	Wire-to-Board
Header Type	Fully Shrouded
Connector & Contact Terminates To	Printed Circuit Board
PCB Connector Assembly Type	PCB Mount Header

Configuration Features

Board-to-Board Configuration	Parallel
Connector Contact Load Condition	Fully Loaded
Number of Positions	10
Number of Rows	2
PCB Mount Orientation	Vertical

Electrical Characteristics

Dielectric Withstanding Voltage (Max)	750 VAC
Insulation Resistance	5000 MΩ
Operating Voltage	100 VDC



Body Features

Primary Product Color	Natural
-----------------------	---------

Contact Features

Contact Mating Area Length	3 mm[.1 in][.138 in]
Mating Square Post Dimension	.5 mm[.02 in]
	100 μ m
Contact Layout	Inline
Contact Mating Area Plating Material Thickness	2.54 μ m[100 μ m]
Contact Shape & Form	Square
PCB Contact Termination Area Plating Material	Tin
Contact Base Material	Brass
Contact Mating Area Plating Material	Tin
Contact Type	Pin
Contact Current Rating (Max)	3 A

Termination Features

Square Termination Post & Tail Dimension	.5 mm[.02 in]
Termination Post & Tail Length	3 mm[.118 in]
Termination Method to Printed Circuit Board	Through Hole - Solder

Mechanical Attachment

Mating Alignment Type	Keyed
Connector Mounting Type	Board Mount
Mating Alignment	With
PCB Mount Alignment	Without
PCB Mount Retention	Without

Housing Features

Housing Material	High Temperature Thermoplastic
Centerline (Pitch)	2 mm[.079 in]

Dimensions

Connector Height	6.5 mm
PCB Thickness (Recommended)	1.57 mm[.062 in]
Row-to-Row Spacing	2 mm[.079 in]

Usage Conditions



Operating Temperature Range	-25 – 85 °C[-13 – 185 °F]
-----------------------------	---------------------------

Operation/Application

Circuit Application	Signal
---------------------	--------

Industry Standards

Approved Standards	CSA LR7189, UL E28476
--------------------	-----------------------

UL Flammability Rating	UL 94V-0
------------------------	----------

Packaging Features

Packaging Quantity	450
--------------------	-----

Packaging Type	Bag, Carton
----------------	-------------

Other

Position Locations Omitted	0
----------------------------	---

Product Compliance

[For compliance documentation, visit the product page on TE.com>](#)

EU RoHS Directive 2011/65/EU	Compliant
------------------------------	-----------

EU ELV Directive 2000/53/EC	Compliant
-----------------------------	-----------

China RoHS 2 Directive MIIT Order No 32, 2016	No Restricted Materials Above Threshold
---	---

EU REACH Regulation (EC) No. 1907/2006	Current ECHA Candidate List: JUNE 2023 (235) Candidate List Declared Against: JUNE 2023 (235) Does not contain REACH SVHC
--	---

Halogen Content	Low Halogen - Br, Cl, F, I < 900 ppm per homogenous material. Also BFR/CFR/PVC Free
-----------------	---

Solder Process Capability	Not lead free process capable
---------------------------	-------------------------------

Product Compliance Disclaimer

This information is provided based on reasonable inquiry of our suppliers and represents our current actual knowledge based on the information they provided. This information is subject to change. The part numbers that TE has identified as EU RoHS compliant have a maximum concentration of 0.1% by weight in homogenous materials for lead, hexavalent chromium, mercury, PBB, PBDE, DBP, BBP, DEHP, DIBP, and 0.01% for cadmium, or qualify for an exemption to these limits as defined in the Annexes of Directive 2011/65/EU (RoHS2). Finished electrical and electronic equipment products will be CE marked as required by Directive 2011/65/EU. Components may not be CE marked. Additionally, the part numbers that TE has identified as EU ELV compliant have a maximum concentration of 0.1% by weight in homogenous materials for lead, hexavalent chromium, and mercury, and 0.01% for cadmium, or qualify for an exemption to these limits as defined in the Annexes of Directive 2000/53/EC (ELV). Regarding the REACH Regulation, the information TE provides on SVHC in articles for this part number is based on the latest European Chemicals Agency (ECHA) 'Guidance on requirements for substances in articles' posted at this URL: <https://echa.europa.eu/guidance-documents/guidance-on-reach>

Compatible Parts



TE Part # 1470106-1
2.0mm Pitch Crimp Contact



TE Part # 1-111626-7
10, 2MM, 30 DP, LEAD FREE



TE Part # 1-1470107-0
2.0MM PITCH CRIMP HOUSING 10P



TE Part # 2-1470209-8
RCPT,2MM,10P,VRT MT,8AU,2,6ST




TE Part # 7-1470209-8
RCPT,2MM,10P,VRT MT,30AU,2,6ST


Also in the Series | AMPMODU 2 mm



PCB Headers & Receptacles(8510)



Wire-to-Board Connector Assemblies & Housings(202)



Wire-to-Board Connector Contacts(27)

Customers Also Bought



TE Part #440054-3
AMP HPI 2.0 mm Headers



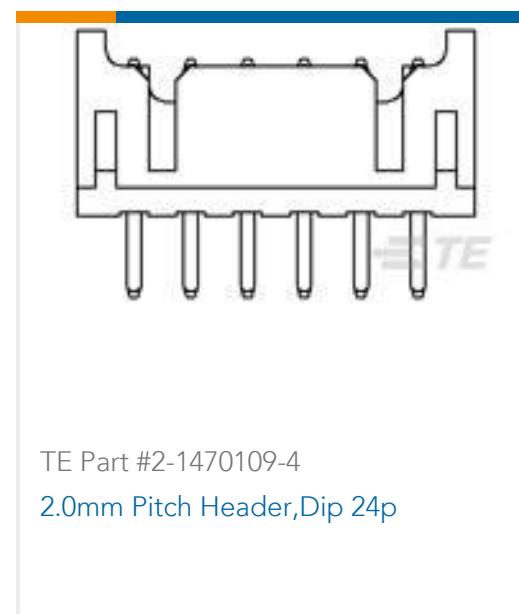
TE Part #2-2176070-4
3521 91R 1% 2W



TE Part #2-1879457-7
TE 2500W 150R 5% Bracket



TE Part #1470106-1
2.0mm Pitch Crimp Contact



Documents

Product Drawings

[2.0mm Pitch Header,Dip 10p](#)

English

CAD Files

Customer View Model

[ENG_CVM_CVM_1-1470109-0_E.2d_dxf.zip](#)

English

[3D PDF](#)

3D

Customer View Model

[ENG_CVM_CVM_1-1470109-0_E.3d_igs.zip](#)

English

Customer View Model

[ENG_CVM_CVM_1-1470109-0_E.3d_stp.zip](#)

English

By downloading the CAD file I accept and agree to the [Terms and Conditions](#) of use.

Datasheets & Catalog Pages

[AMPMODU_INTERCONNECTION_SYSTEM_SECTION3AND4](#)

English

[HPI Connectors QRG](#)

English

Product Specifications

[Product Specification](#)

English

[Product Specification](#)

English