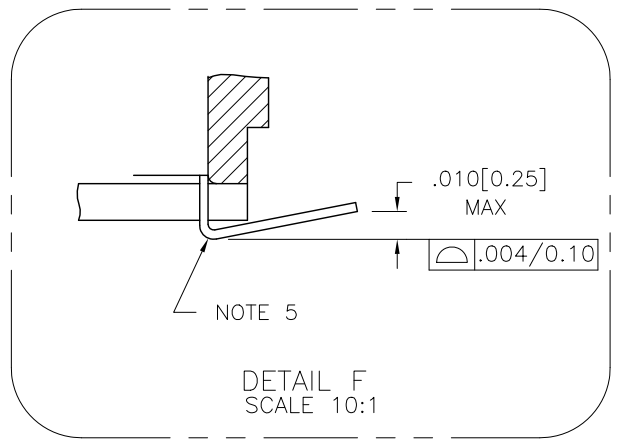
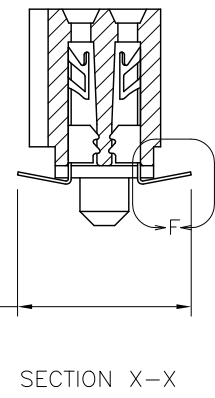
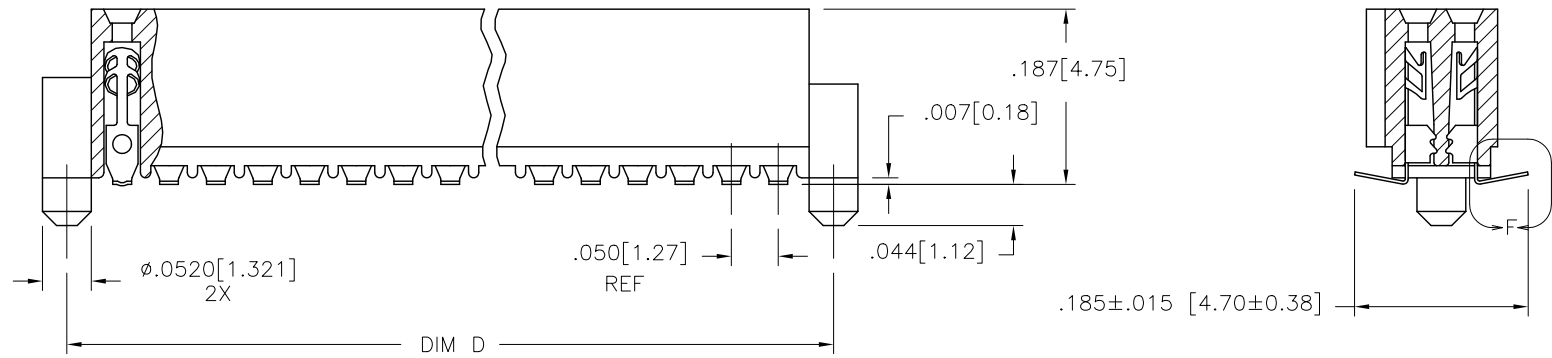
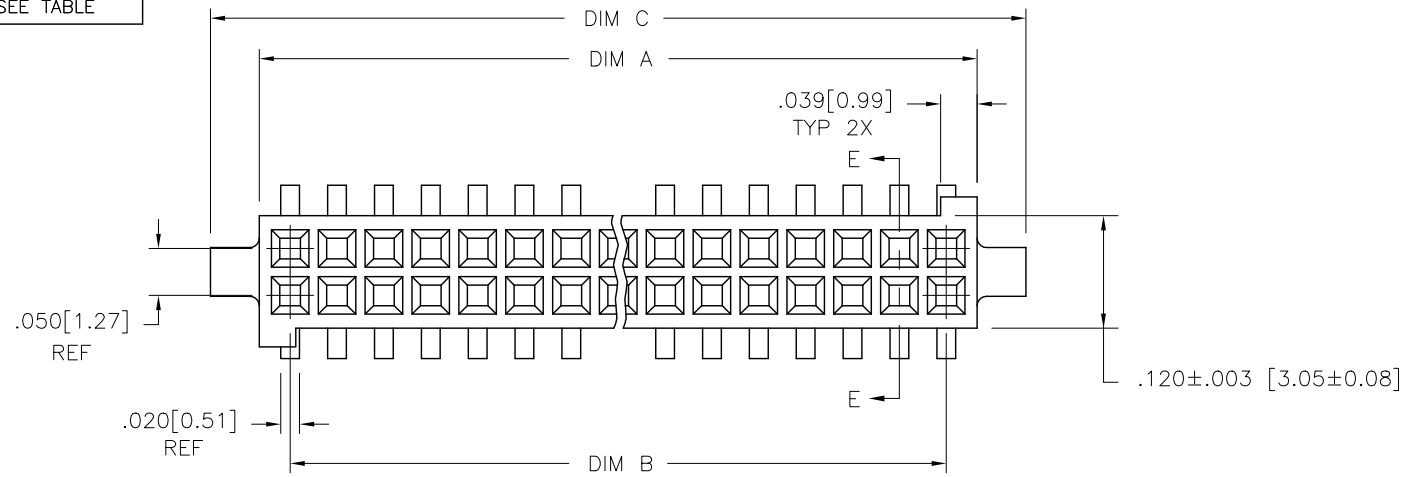


PRODUCT NUMBER
SEE TABLE



mat'l. code				surface ISO 1302 ✓		tolerance ISO 406 ISO 1101		projection INCH/MM		product family RIBCAGE	
tolerances unless otherwise specified				.XX±.01/.3		linear .XXX±.005/.13		scale 5:1		title .050/1.27CC VERT. CARD CONNECTOR SMT. W/LOC. & SPEC, KEY FEATURES	
ltr	ecn no	dr	date	angles	linear	.xxx±.0020/.051		INCH/MM		sheet 1 of 3 size	
B	V07280	DLW	12/1/00	0°±2°				scale 5:1		74286 A3	
C	V10994	DLW	3/9/01							type Product Customer Drawing	
D	V11674	CRG	6/21/01								
E	M05-0123	MHT	6/06/05	dr	E.KROPIEWICKI	10/24/97					
F	M07-0302	MHT	6/27/07	engr	D.WHITING	10/24/97					
G	M09-0058	CMR	4/6/09	chr	D.WHITING	10/24/97					
H	ELX-N-010205	YO	2/7/12	appd	D.WHITING	10/24/97					
sheet	revision	H	H	H							
index	sheet	1	2	3							

Copyright FCI
FCIconnect.com

PRODUCT NUMBER
SEE TABLE

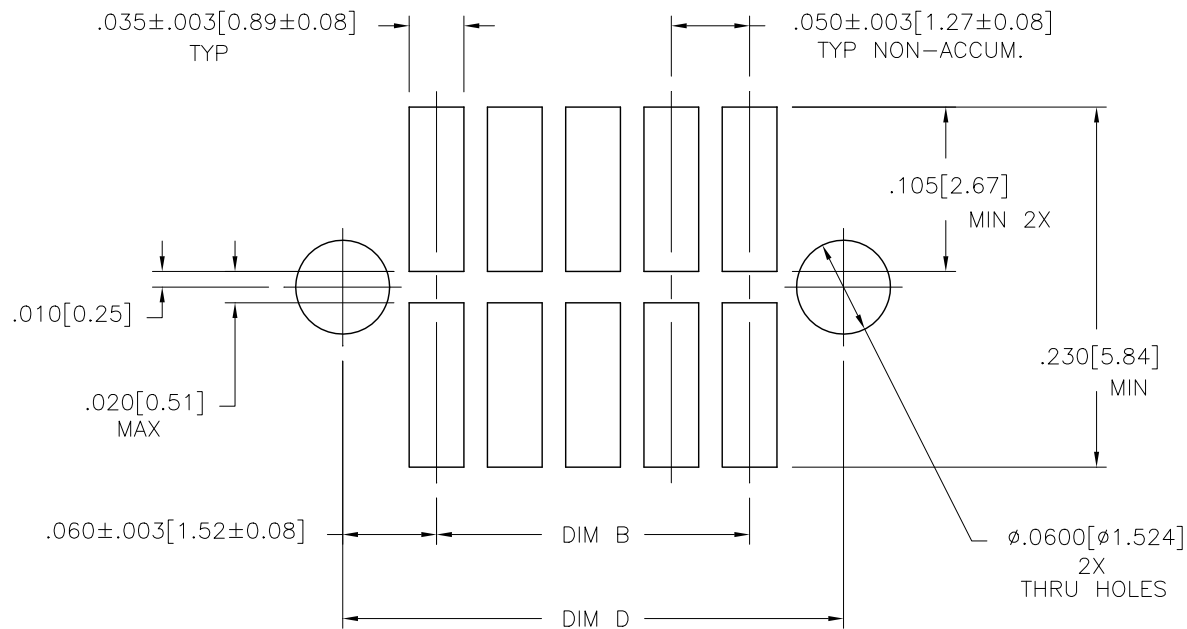


FIGURE A
RECOMMENDED P.C.B. LAYOUT

mat'l. code		surface ISO 1302 ✓		tolerance ISO 406 ISO 1101		projection INCH/MM		product family RIBCAGE	
ltr	ecn no	dr	date	tolerances unless otherwise specified		INCH/MM		title .050/1.27CC VERT. CARD CONNECTOR SMT. W/LOC. & SPEC, KEY FEATURES	
H				angles	linear	scale 5:1		dwg no 74286	
				0°±2°	.XX±.01/.3 .XXX±.005/.13 .xxx±.0020/.051			sheet 2 of 3 size A3	
				dr	E.KROPIEWINICKI	10/24/97		type Product Customer Drawing	
				engr	D.WHITING	10/24/97			
				chr	D.WHITING	10/24/97			
				appd	D.WHITING	10/24/97			
sheet index	revision sheet								

PRODUCT NUMBER	SIZE	DIM A	DIM B	DIM C	DIM D
74286-605	2 X 5	.266/6.756	.200/5.08	.370/9.398	.3200/8.128
↑ -610	2 X 10	.516/13.106	.450/11.43	.620/15.748	.5700/14.478
-615	2 X 15	.766/19.456	.700/17.78	.870/22.098	.8200/20.828
-620	2 X 20	1.016/25.806	.950/24.13	1.120/28.448	1.0700/27.178
-625	2 X 25	1.266/32.156	1.200/30.48	1.370/34.798	1.3200/33.528
-630	2 X 30	1.516/38.506	1.450/36.83	1.620/41.148	1.5700/39.878
-635	2 X 35	1.766/44.856	1.700/43.18	1.870/47.498	1.8200/46.228
↓ -640	2 X 40	2.016/51.206	1.950/49.53	2.120/53.848	2.0700/52.578
-645	2 X 45	2.266/57.556	2.200/55.88	2.370/60.198	2.3200/58.928
74286-650	2 X 50	2.516/63.906	2.450/62.23	2.620/66.548	2.5700/65.278
74286-605LF	2 X 5	.266/6.756	.200/5.08	.370/9.398	.3200/8.128
↑ -610LF	2 X 10	.516/13.106	.450/11.43	.620/15.748	.5700/14.478
-615LF	2 X 15	.766/19.456	.700/17.78	.870/22.098	.8200/20.828
-620LF	2 X 20	1.016/25.806	.950/24.13	1.120/28.448	1.0700/27.178
-625LF	2 X 25	1.266/32.156	1.200/30.48	1.370/34.798	1.3200/33.528
-630LF	2 X 30	1.516/38.506	1.450/36.83	1.620/41.148	1.5700/39.878
-635LF	2 X 35	1.766/44.856	1.700/43.18	1.870/47.498	1.8200/46.228
-640LF	2 X 40	2.016/51.206	1.950/49.53	2.120/53.848	2.0700/52.578
↓ -645LF	2 X 45	2.266/57.556	2.200/55.88	2.370/60.198	2.3200/58.928
74286-650LF	2 X 50	2.516/63.906	2.450/62.23	2.620/66.548	2.5700/65.278

NOTES:

- ① HOUSING MATERIAL:
GLASS FILLED THERMOPLASTIC FLAME RETARDANT PER UL 94V-0
COLOR: NATURAL
- ② TERMINAL MATERIAL: BeCu
- ③ TERMINAL PLATING:
30u"/.76u MIN HARD GOLD OR GXT OVER Ni ON CONTACT ZONES.
100u"/2.54u MIN TIN OVER Ni IN SOLDERING ZONES,
OTHERWISE GOLD FLASH OR UNPLATED.
- 4 APPLICATION INFORMATION:
 - A. RECOMMENDED MOUNTING PAD PATTERN IS SHOWN IN FIGURE "A".
 - B. MATING PINS TO BE .0176/0.447 TO .0181/0.459 DIA.
 - C. MATING PIN TIPS TO BE IN TRUE POSITION TO MATING GRID WITHIN .006/0.15 DIA.
 - D. SUGGESTED MATING PIN LENGTH .130/3.30 ±.010/0.25.
- ⑤ LEAD TIPS TO BE ABOVE HEEL, UP TO .010/0.25 MAX. COPLANARITY TO BE MEASURED AT LOWEST POINT (HEEL).
- ⑥ PART NUMBERS WITH 'LF' SUFFIX AT THE END ARE LEAD FREE.
- 7 THIS PRODUCT MEETS EUROPEAN UNION DIRECTIVES AND OTHER COUNTRY REGULATION AS DESCRIBED IN GS-22-008.
- 8 THE HOUSING WILL WITHSTAND EXPOSURE TO 260°C PEAK TEMPERATURE FOR 20 SECONDS IN A CONVECTION, INFRA-RED OR VAPOR PHASE REFLOW OVEN. SEE APPLICATION NOTES/PROCEDURES IF THEY ARE AVAILABLE.
- 9 PRODUCT SPEC PER BUS-12-087.

mat'l. code		surface ISO 1302 ✓		tolerance ISO 406 ISO 1101		projection 		product family RIBCAGE	
ltr	ecn no	dr	date	tolerances unless otherwise specified		INCH/MM		title .050/1.27CC VERT. CARD CONNECTOR SMT. W/LOC. & SPEC, KEY FEATURES	
H				angles	linear	.XX±.01/.3 .XXX±.005/.13 .xxx±.0020/.051		scale 5:1	
				0°±2'				dwg no sheet 3 of 3 size	
				dr	E.KROPIEWINICKI	10/24/97		74286 A3	
				enrg	D.WHITING	10/24/97		type Product Customer Drawing	
				chr	D.WHITING	10/24/97			
				appd	D.WHITING	10/24/97			
sheet index	revision sheet								