

2.0 x 1.6mm Ceramic SMD

Product Features

- AT Cut 32.768 kHz XO
- CMOS compatible logic levels
- Ultra low active current ($< 30\mu\text{A}$)
- Very tight temperature stability
- Designed for standard reflow and washing techniques
- Pb-free and RoHS/Green compliant

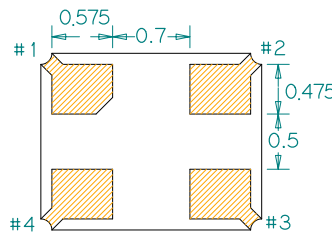

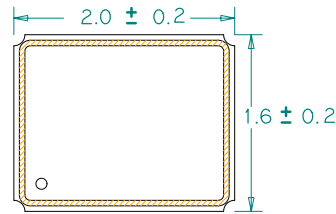
Product Description

The KX201 Series real time clock oscillator achieves superb stability over a broad range of operating conditions. It utilizes Pericom proprietary technology to achieve ultra low current less than $30\mu\text{A}$. The output clock signal is compatible with LVCMOS/LVTTL logic levels. The device, available on tape and reel, is contained in a 2.0 x 1.6mm surface-mount ceramic package.

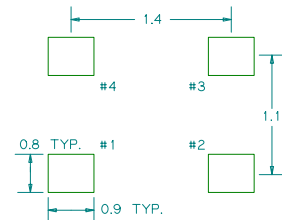
Applications

- Real-Time Clock Oscillator where low current and tight stability are needed

Package: (Scale: none; Dimensions are in mm)



Recommended Land Pattern:



Pin Functions:

Pin	Function
1	OE Function
2	Ground
3	Clock Output
4	V _{DD}

Part Ordering Information:

KX 201 V I S 032.768000

<p>Voltage:</p> <p>1 = +3.3V</p> <p>2 = +2.5V</p> <p>3 = +1.8V</p>	<p>Stability and Temp Range:</p> <table border="1"> <thead> <tr> <th>Stability</th> <th>Temp Range</th> </tr> </thead> <tbody> <tr> <td>A = +/-20 ppm</td> <td>-20/+70°C</td> </tr> <tr> <td>B = +/-25 ppm</td> <td>-20/+70°C</td> </tr> <tr> <td>C = +/-50 ppm</td> <td>-20/+70°C</td> </tr> <tr> <td>D = +/-25 ppm</td> <td>-40/+85°C</td> </tr> <tr> <td>E = +/-50 ppm</td> <td>-40/+85°C</td> </tr> <tr> <td>Z = Reference Design</td> <td></td> </tr> </tbody> </table>	Stability	Temp Range	A = +/-20 ppm	-20/+70°C	B = +/-25 ppm	-20/+70°C	C = +/-50 ppm	-20/+70°C	D = +/-25 ppm	-40/+85°C	E = +/-50 ppm	-40/+85°C	Z = Reference Design		<p>Internal #:</p> <p>0 ~ 9</p>	<p>Frequency:</p> <p>FFFFFFFF</p> <p>kHz, "3 digits/decimal/6 digits" format</p>
Stability	Temp Range																
A = +/-20 ppm	-20/+70°C																
B = +/-25 ppm	-20/+70°C																
C = +/-50 ppm	-20/+70°C																
D = +/-25 ppm	-40/+85°C																
E = +/-50 ppm	-40/+85°C																
Z = Reference Design																	

Following the above format, Saronix-eCera part numbers will be assigned upon confirmation of exact customer requirements.

Electrical Performance

Parameter	Min.	Typ.	Max.	Units	Notes
Output Frequency		32.768		kHz	
Supply Voltage	+1.71	+1.8	+1.89	V	See part ordering options
	+2.25	+2.5	+2.75	V	
	+3.0	+3.3	+3.6	V	
Supply Current, Output Enabled		25	30	μA	With load
Supply Current, Standby Mode			0.5	μA	Output Hi-Z
Frequency Stability			±50	ppm	See part ordering options, and note 1
Operating Temperature Range	-40		+85	C	See part ordering options
Output Logic 0, V _{OL}			0.1 V _{DD}	V	
Output Logic 1, V _{OH}	0.9 V _{DD}			V	
Output Load			15	pF	See Note 2
Duty Cycle	45		55	%	measured 50% of V _{DD}
Rise and Fall Time		40	50	ns	measured 20/80% of V _{DD} = 1.8V
		30	40	ns	measured 20/80% of V _{DD} = 2.5V
		20	30	ns	measured 20/80% of V _{DD} = 3.3V
Start-up time			10	ms	

Notes:

- Stability includes all combinations of operating temperature, load changes, rated input (supply) voltage changes, initial calibration tolerance (25°C), aging (1 year at 25°C average effective ambient temperature), shock and vibration.
- For specifications other than those listed, please contact sales.

Output Enable / Disable Function

Parameter	Min.	Typ.	Max.	Units	Notes
Input Voltage (pin 1), Output Enable	0.7 V _{DD}			V	or open
Input Voltage (pin 1), Output Disable (low power standby)			0.3 V _{DD}	V	Output is Hi-Z
Internal Pullup Resistance		100		kΩ	
Output Disable Delay			100	ns	
Output Enable Delay			10	ms	

Absolute Maximum Ratings

Parameter	Min.	Typ.	Max.	Units	Notes
Storage Temperature	-55		+125	°C	

For the latest product information visit: <http://www.pericom.com/products/timing/oscillators/KX201/>

For test circuit go to: http://www.pericom.com/pdf/sre/tc_hcm0s2.pdf

For soldering reflow profile and reliability test ratings go to: <http://www.pericom.com/pdf/sre/reflow.pdf>

For tape and reel information go to: http://www.pericom.com/pdf/sre/tr_2016_xo.pdf