

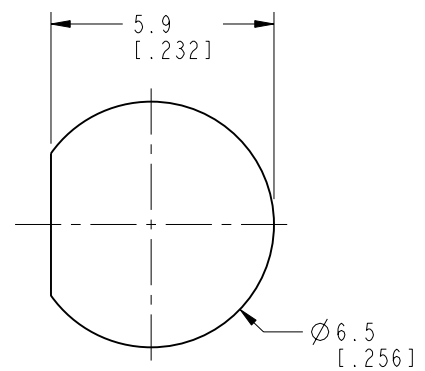
NOTES:

1. MATERIALS AND FINISHES:  
 BODY - BRASS, GOLD PLATING.  
 CONTACT - BeCu, GOLD PLATING.  
 INSULATOR - PTFE, NATURAL
2. ELECTRICAL:  
 A. IMPEDANCE: 75 OHM  
 B. FREQUENCY RANGE: DC - 4 GHz  
 C. RETURN LOSS: -30 dB MIN AT 3 GHz  
 D. DIELECTRIC WITHSTANDING VOLTAGE: 1000 VRMS, MIN.  
 E. INSULATION RESISTANCE: 10,000 MEGOHMS MIN
3. MECHANICAL:  
 A. DURABILITY: 500 CYCLES MIN.  
 B. TEMPERATURE RANGE: -65° C TO +165° C
4. ENVIRONMENTAL:  
 A. THERMAL SHOCK PER MIL-STD-202 METHOD 107  
 TEST CONDITION B (EXCEPT HIGH TEMP @200°C)  
 B. VIBRATION: MIL-STD-202 METHOD 204 TEST CONDITION B  
 C. SHOCK: MIL-STD-202 METHOD 213 TEST CONDITION B  
 D. CORROSION: MIL-STD-202 METHOD 101  
 TEST CONDITION B 5% SALT SOLUTION
5. PACKAGING:  
 A. QUANTITY: SINGLE PACK  
 B. MARKING: BAG TO BE MARKED:  
 "AMPHENOL RF, 34-1028 DATE CODE"

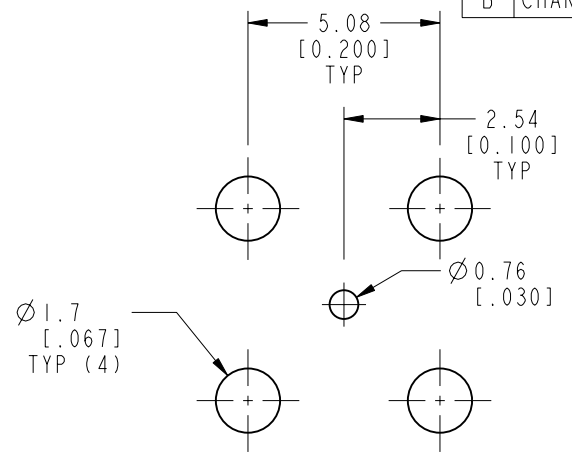
THIRD ANGLE PROJ.

REVISIONS

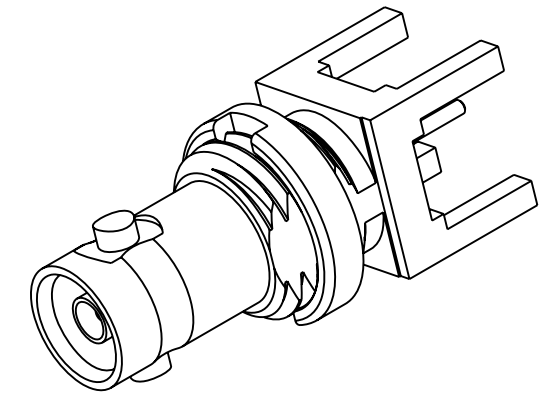
REV	DESCRIPTION	DATE	ECO	APPR
A	RELEASED TO MFG.	25-May-11	48270	TD
B	CHANGE THE BODY AND INSULATOR\RD-DM1101401R3	20-Oct-11	48820	SH



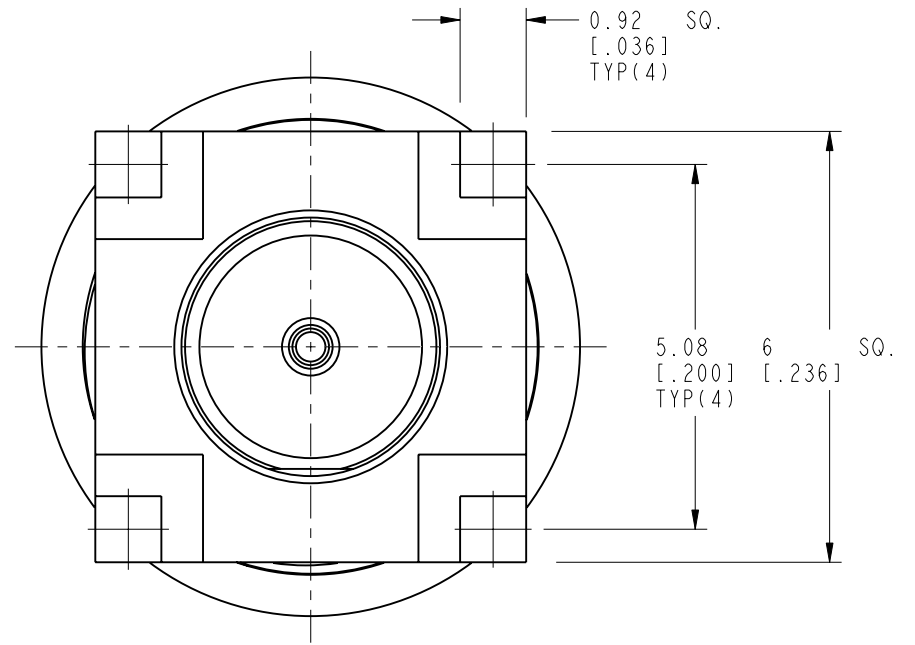
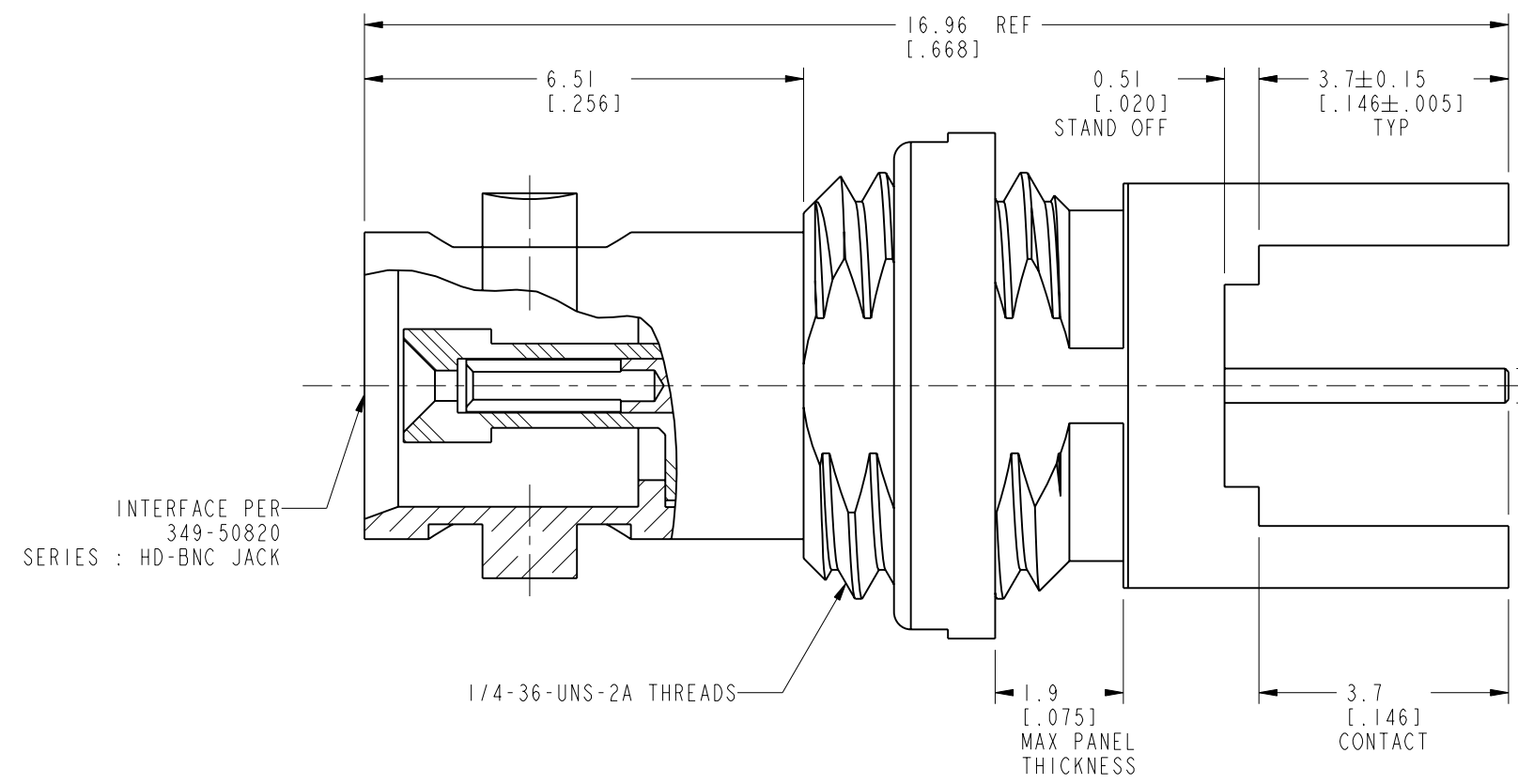
SCALE 5.000  
RECOMMENDED PANEL CUTOUT  
DIMENSIONS



SCALE 5.000  
RECOMMENDED PCB MOUNTING  
HOLES



SCALE 4.000



**CUSTOMER OUTLINE DRAWING**  
ALL OTHER SHEETS ARE FOR INTERNAL USE ONLY

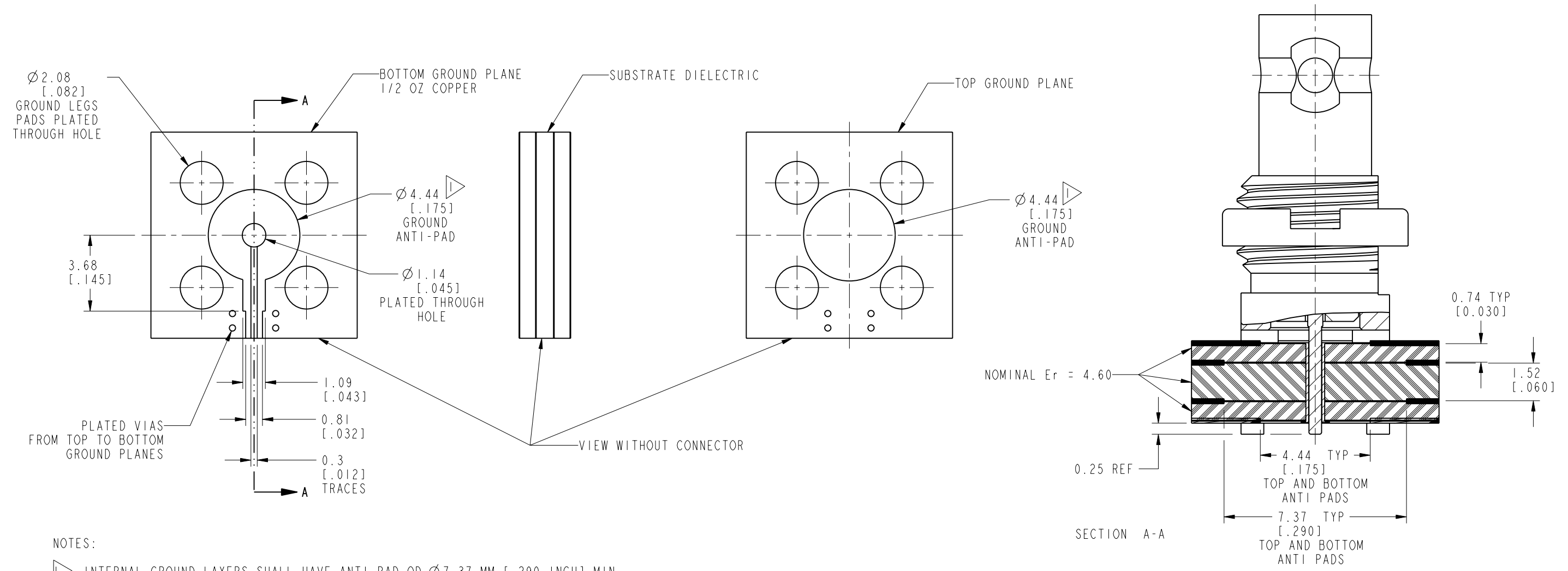
UNLESS OTHERWISE SPECIFIED, DIMENSIONS ARE IN METRIC AND TOLERANCES ARE: <0.5mm ±0.05mm    0.5 - 6mm ±0.1mm    6 - 30mm ±0.2mm    30 - 120mm ±0.3mm    ANGLES ±1°	MATERIAL SEE NOTES	DRAWN R. MAO	DATE 20-Oct-11	TITLE HD BNC STR JACK BHD PCB THRU HOLE RECEPTACLE	Amphenol RF Danbury CT USA, Tainan, Taiwan, Shenzhen, China www.amphenolrf.com
	REFERENCE EAR # 3989	ENGINEER A. ARUN PRABU	DATE 19-Mar-10		
NOTICE - These drawings, specifications, or other data (1) are, and remain the property of Amphenol corp. (2) must be returned upon request; and (3) are confidential and not to be disclosed to any person other than those to whom they are given by Amphenol Corp. the furnishing of these drawings, specifications, or other data by Amphenol Corp., or to any other person for any purpose is not to be regarded by implication or otherwise in any manner licensing, granting rights to permitting such holder or any other person to manufacture, use or sell any product, process or design, patented or otherwise, that may in any way be related to or disclosed by said drawings, specifications, or other data.	CONFIGURATION LEVEL:	APPROVED S. HSIEH	DATE 20-Oct-11	SCALE: 9.5:1.0   SHEET 2 OF 4	ITEM NO. 34-1028
	FINISH	CAD FILE	DWG SIZE B	REV B	PART NO. 34-1028

THIRD ANGLE PROJ.

REVISIONS				
REV	DESCRIPTION	DATE	ECO	APPR
A	RELEASED TO MFG.	25-May-11	48270	TD
B	CHANGE THE BODY AND INSULATOR\RD-DM11101401R3	20-Oct-11	48820	SH

# RECOMMENDED PCB LAUNCH FOR OPTIMAL RF PERFORMANCE

VARIATIONS IN BOARD SUBSTRATE AND TRACE MAY REQUIRE DIFFERENT GEOMETRY



NOTES:

INTERNAL GROUND LAYERS SHALL HAVE ANTI PAD OD  $\varnothing 7.37$  MM [.290 INCH] MIN.

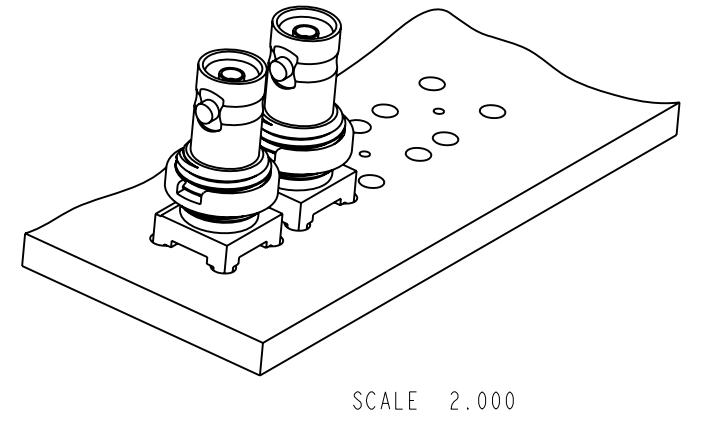
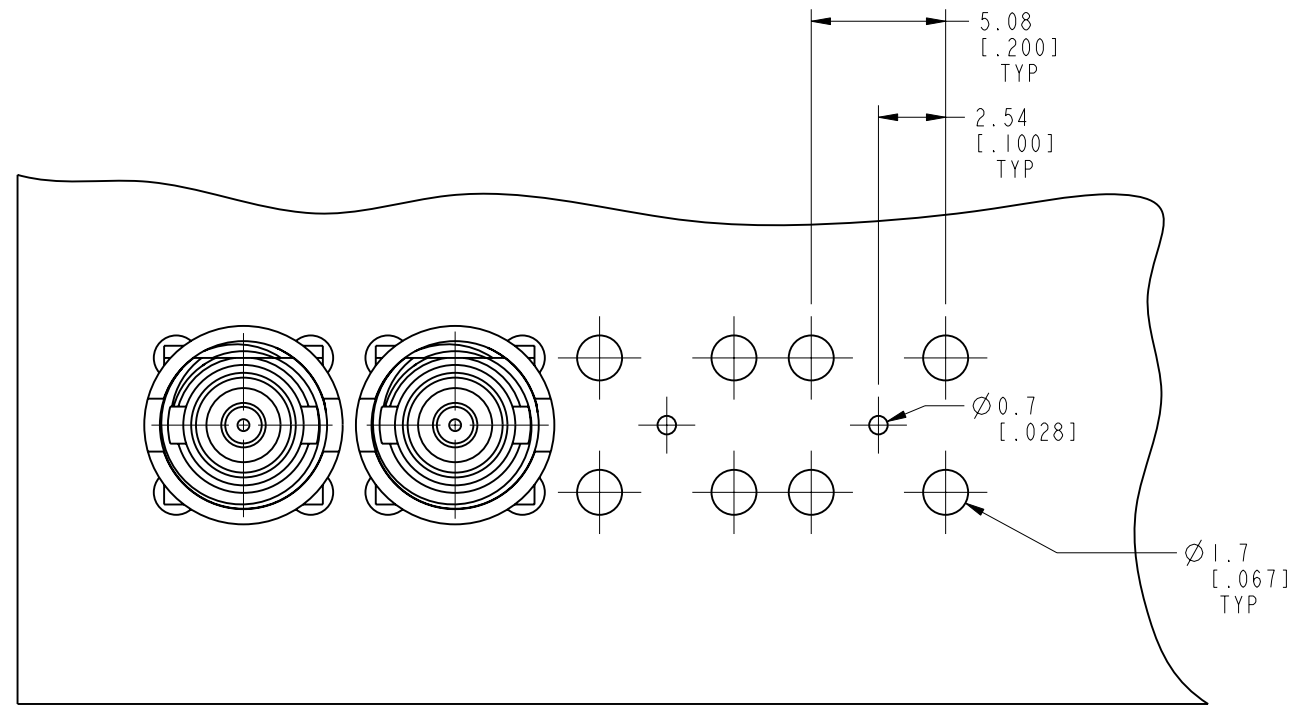
**CUSTOMER OUTLINE DRAWING**  
ALL OTHER SHEETS ARE FOR INTERNAL USE ONLY

UNLESS OTHERWISE SPECIFIED, DIMENSIONS ARE IN METRIC AND TOLERANCES ARE: <0.5mm ±0.05mm    0.5 - 6mm ±0.1mm    6 - 30mm ±0.2mm    30 - 120mm ±0.3mm    ANGLES ±1°	MATERIAL	DRAWN R. MAO	DATE 20-Oct-11	TITLE HD BNC STR JACK BHD PCB THRU HOLE RECEPTACLE	Amphenol RF Danbury CT USA, Tainan, Taiwan, Shenzhen, China www.amphenolrf.com
	REFERENCE EAR # 3989	ENGINEER A ARUN PRABU	DATE 19-Mar-10		
NOTICE - These drawings, specifications, or other data (1) are, and remain the property of Amphenol corp. (2) must be returned upon request; and (3) are confidential and not to be disclosed to any person other than those to whom they are given by Amphenol Corp. the finishing of these drawings, specifications, or other data by Amphenol Corp., or to any other person to anyone for any purpose is not to be regarded by implication or otherwise in any manner licensing, granting rights to permitting such holder or any other person to manufacture, use or sell any product, process or design, patented or otherwise, that may in any way be related to or disclosed by said drawings, specifications, or other data.	CONFIGURATION LEVEL:	APPROVED S. HSIEH	DATE 20-Oct-11	SCALE: 1.0:1.0   SHEET 3 OF 4	ITEM NO. 34-1028
	FINISH	CAD FILE	DWG SIZE B	REV B	PART NO. 34-1028

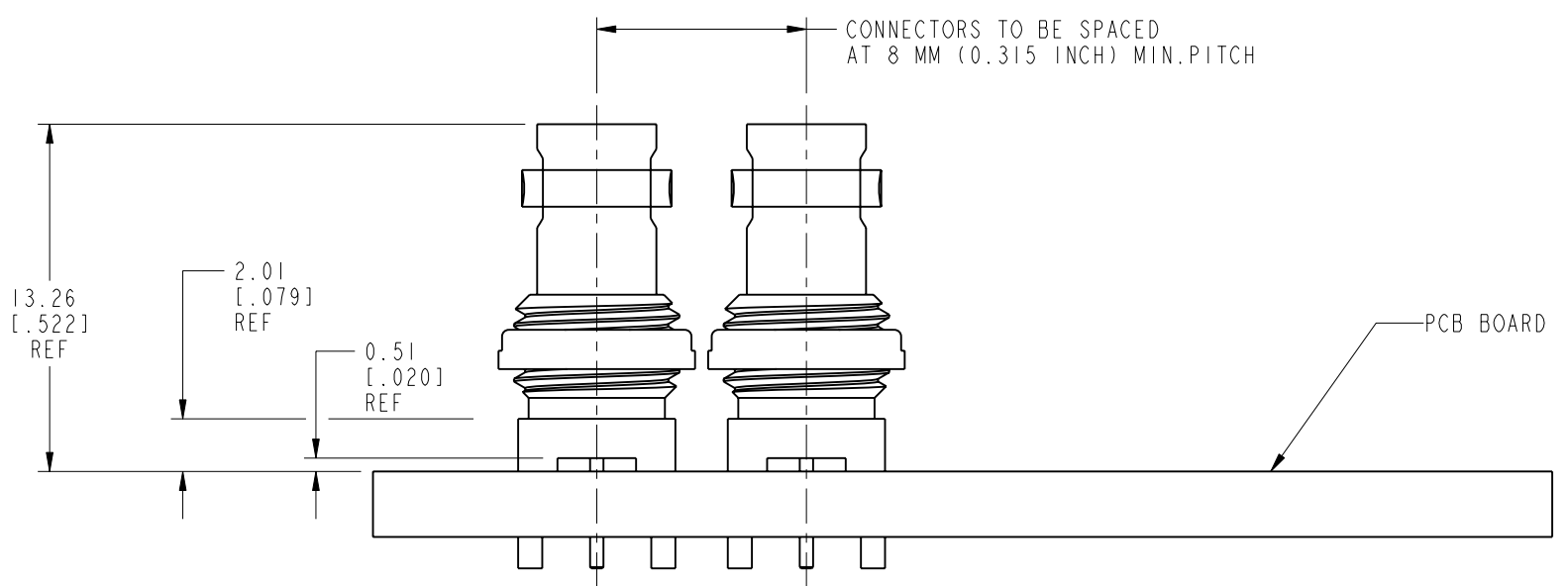
THIRD ANGLE PROJ.

REVISIONS

REV	DESCRIPTION	DATE	ECO	APPR
A	RELEASED TO MFG.	25-May-11	48270	TD
B	CHANGE THE BODY AND INSULATOR\RD-DM11101401R3	20-Oct-11	48820	SH



# RECOMMENDED PCB MOUNTING HOLES



## CUSTOMER OUTLINE DRAWING

ALL OTHER SHEETS ARE FOR INTERNAL USE ONLY

<p>UNLESS OTHERWISE SPECIFIED, DIMENSIONS ARE IN METRIC AND TOLERANCES ARE:          &lt;0.5mm ±0.05mm    0.5 - 6mm ±0.1mm    6 - 30mm ±0.2mm    30 - 120mm ±0.3mm    ANGLES ±1°</p> <p>NOTICE - These drawings, specifications, or other data (1) are, and remain the property of Amphenol corp. (2) must be returned upon request; and (3) are confidential and not to be disclosed to any person other than those to whom they are given by Amphenol Corp. the finishing of these drawings, specifications, or other data by Amphenol Corp., or to any other person to anyone for any purpose is not to be regarded by implication or otherwise in any manner licensing, granting rights to permitting such holder or any other person to manufacture, use or sell any product, process or design, patented or otherwise, that may in any way be related to or disclosed by said drawings, specifications, or other data.</p>	MATERIAL	DRAWN R. MAO	DATE 20-Oct-11	<p>TITLE HD BNC STR JACK BHD PCB THRU HOLE RECEPTACLE</p> <p>SCALE: 12.0:1.0   SHEET 4 OF 4</p>	<p><b>Amphenol RF</b> Danbury CT USA, Tainan, Taiwan, Shenzhen, China www.amphenolrf.com</p>
	REFERENCE EAR # 3989	ENGINEER A ARUN PRABU	DATE 19-Mar-10		
CONFIGURATION LEVEL:	APPROVED S. HSIEH	DATE 20-Oct-11		ITEM NO. 34-1028	
FINISH		CAD FILE		DWG SIZE B	REV B
					PART NO. 34-1028