



**Electrical Specifications**

**Center Frequency:** 1575.4 MHz  
**Bandwidth:**  $\pm 1$  MHz  
**Pass Band:** 1574.4-1576.4 MHz  
**Insertion Loss:** 4.5 dB Max  
**Ripple:** 1.0 dB Max  
**VSWR:** 2.0:1 Max  
**Attenuation:** >20 dB @  $F_o \pm 50$  MHz  
 >30 dB @  $F_o \pm 100$  MHz

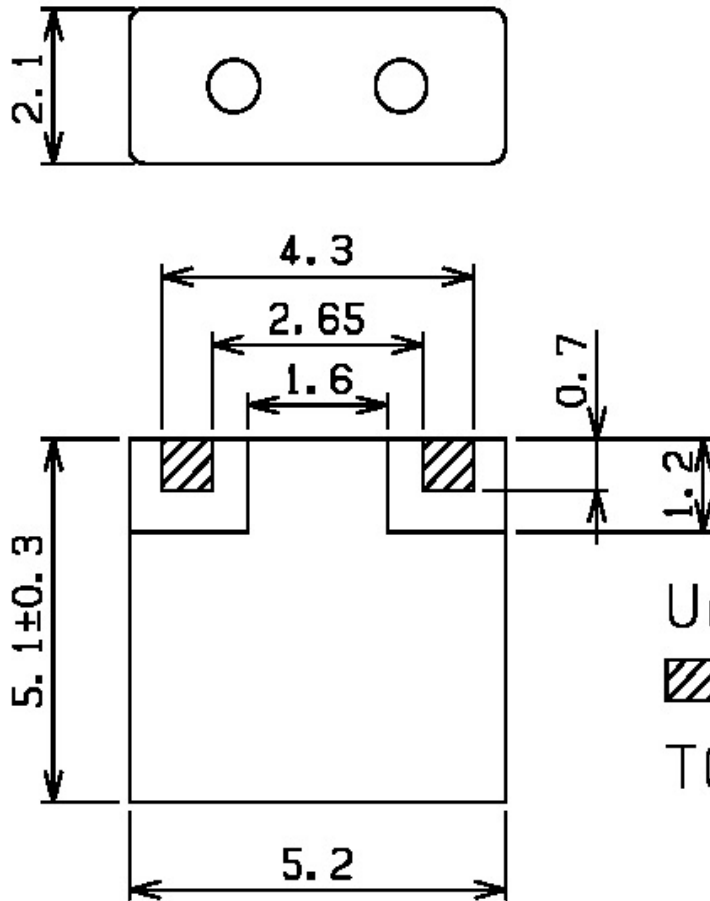
**Mechanical**

**Mounting Method:** SMT  
**Dimensions:** 5.1 x 5.2 x 2.1 mm

**Environmental**

**Operating Temperature:** -40 to +85° C  
**Storage Temperature:** -50 to +95° C  
**Shock:** 20 G. 11 ms  
**Vibration:** 20 G. 5 to 200 MHz

**Outline Drawing:**



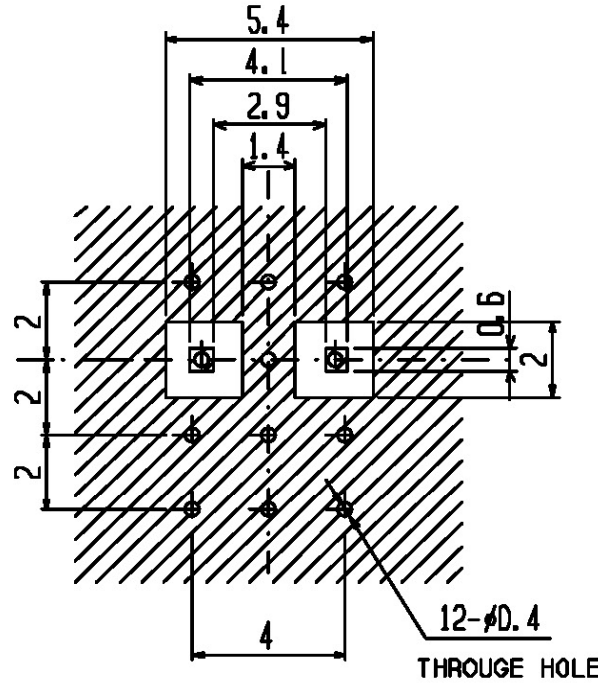
Units: mm

▨: I/O

TOLERANCE  $\pm 0.2$  mm

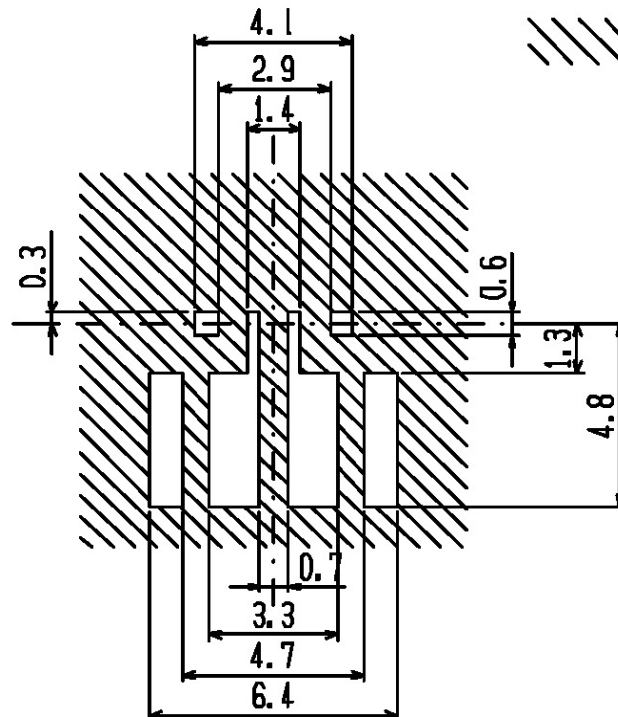


### Foot Print:



////// ELECTRODE

////// RESIST





**ANATECH ELECTRONICS INC**  
RF & Microwave Filters & Products

# 1575.4 MHz Ceramic Band Pass Filter

**Part Number: AM1575B88**



## Response Plot:

CH1	S11	LOG MAG	MKR 3:	1.574 4GHz
	REF	0.000 dB	-12.602 dB	
CH2	S21	LOG MAG	MKR 3:	1.574 4GHz
	REF	0.000 dB	-2.866 dB	

