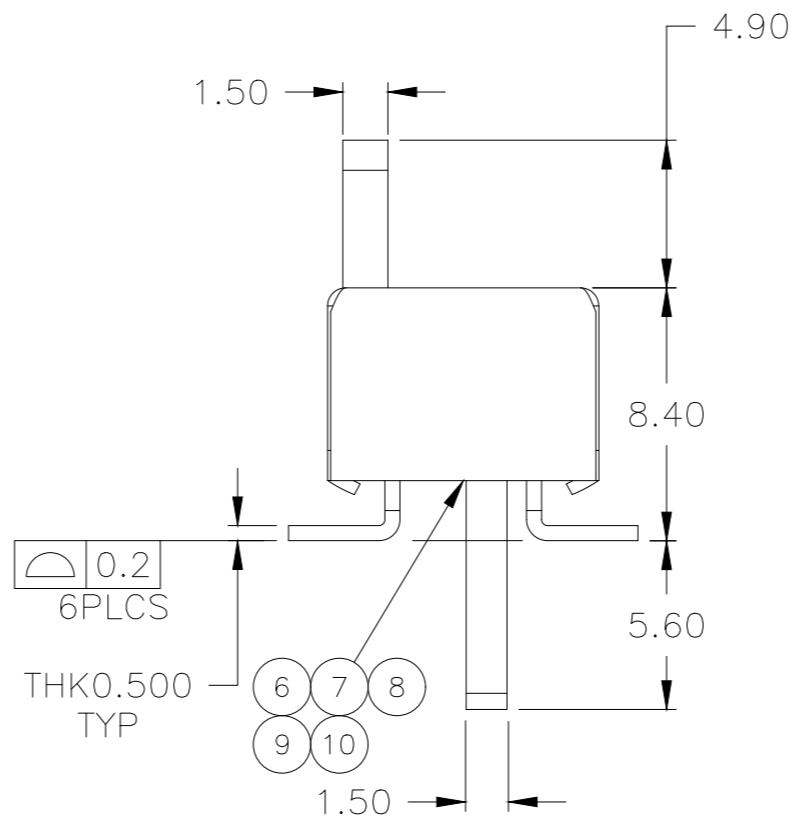
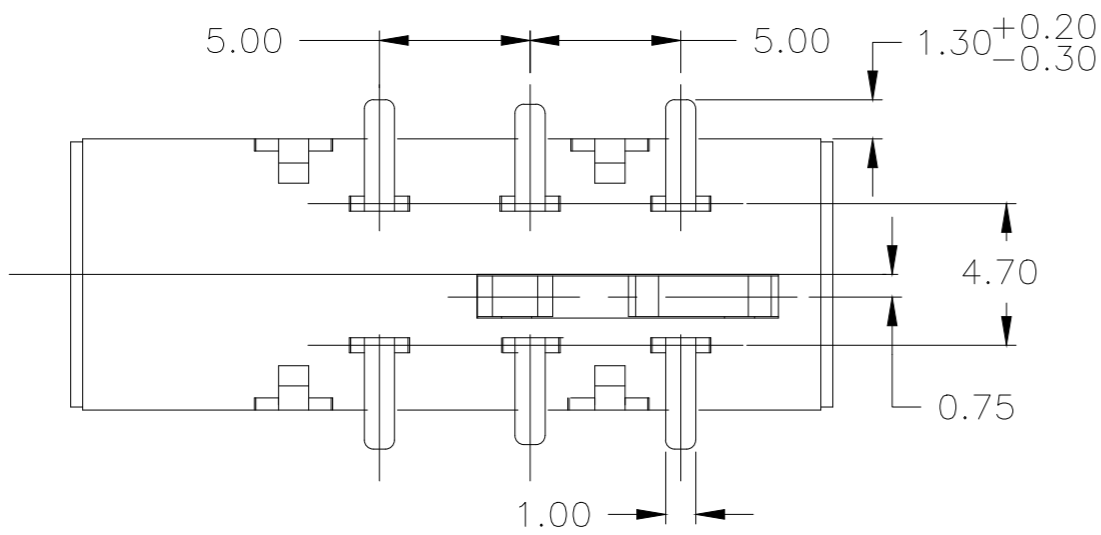
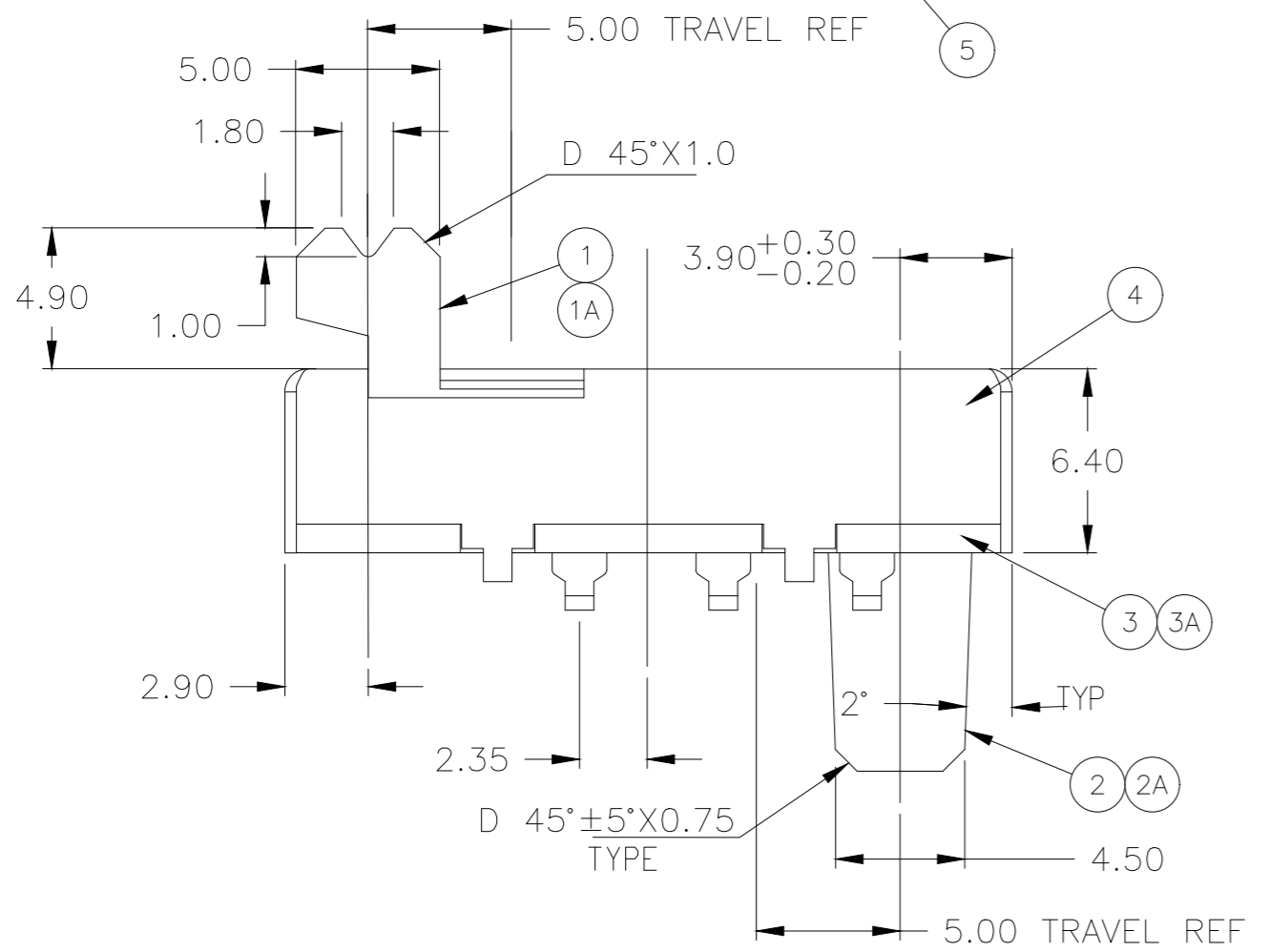
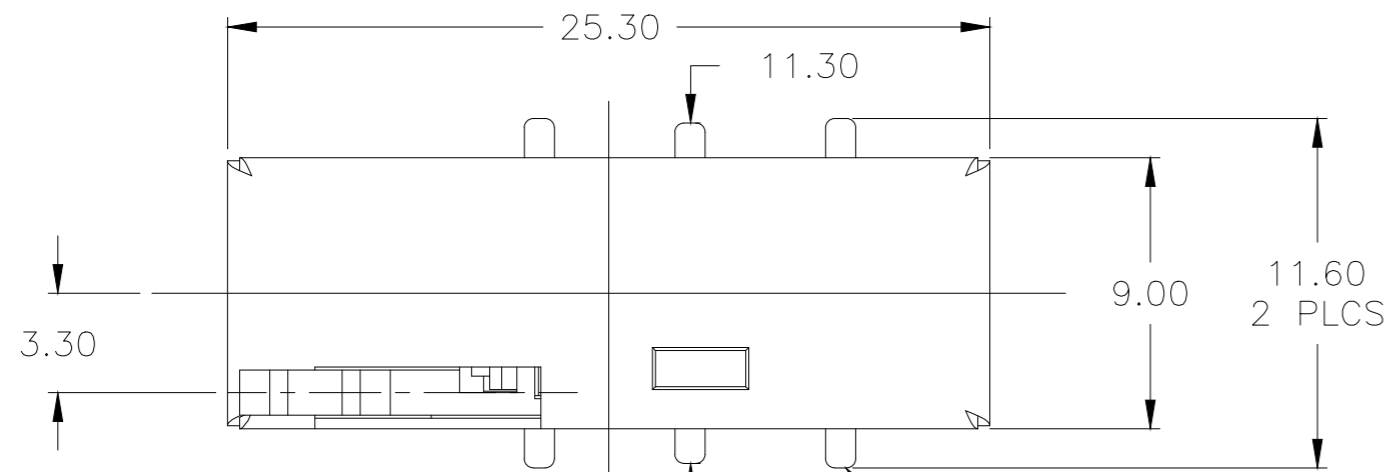


THIS DRAWING IS UNPUBLISHED. RELEASED FOR PUBLICATION
 © COPYRIGHT - By - ALL RIGHTS RESERVED.

REVISIONS				
P	LTR	DESCRIPTION	DATE	DWN APVD
J		REVISED PER ECO-17-007607	29MAY2017	RK AS



Electrical:
 Contact Rating, 24vac at 0.5amp (power factor 0.4) and inrush current of 2.5 amp (power factor 0.4)
 Contact resistance, 30 milliohms max
 Insulation Resistance, 500 Megohm min
 Dielectric strength, 500 V RMS@ sea level
 Life expectancy, 2,000 cycles

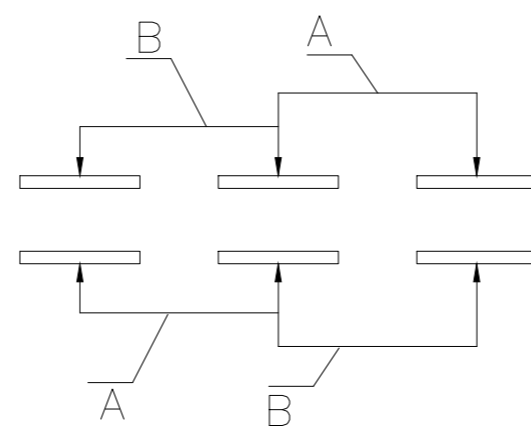
Environmental:
 Operating Temperature, -20 to +85° C
 Storage Temperature, -20 to +85° C
 Resistance to Solder Heat, Per 109-201, condition A
 Omit section 3.3
 Time over liquidus (217°C) 20 seconds max
 Peak temperature 225±5°C

1. ALL MATERIALS AND FINISHES SHALL COMPLY WITH EU DIRECTIVE 2002/95/EC OF 27JAN2003 (ROHS)

2. NOTE DELETED

3. RESISTANCE TO SOLDER HEAT, PER 109-201 CONDITION B.

AR	NONE	GREASE	ACTUATOR LUBRICATION	10
-	NONE	GREASE	CONTACT LUBRICATION	9
1	PASIVATE	STAINLESS STEEL	SPRING PLATE	8
1	NONE	MUSIC WIRE	COIL SPRING	7
2	AG OVER NICKEL	COPPER TI	MOVING CONTACT	6
6	AG OVER NICKEL	COPPER	FIXED CONTACT/TERMINAL	5
1	NICKEL	COLD ROLLED STEEL	FRAME	4
1	BLACK	LCP UL94 V-0 30% GF	BOARD	3A
-	BLACK	PA66 UL 94HB, 15% GF	BOARD	3
1	BLACK	LCP UL94 V-0 30% GF	ACTUATOR (LOWER)	2A
-	BLACK	PA66 UL 94HB, 15% GF	ACTUATOR (LOWER)	2
1	BLACK	LCP UL94 V-0 30% GF	ACTUATOR (UPPER)	1A
-	BLACK	PA66 UL 94HB, 15% GF	ACTUATOR (UPPER)	1
-4	FINISH	MATERIAL	PART DESCRIPTION	ITEM NO.



NON SHORTING SCHEMATIC

THIS DRAWING IS A CONTROLLED DOCUMENT.		DWN M.BINNER	04SEP2007	SOLDER HEAT		TAPE & REEL	N/A	1977144-4	
DIMENSIONS: mm		CHK M.SARVER	-	PACKAGING		INSPECTION STATUS	PART NUMBER		
TOLERANCES UNLESS OTHERWISE SPECIFIED:		APVD -	-	PRODUCT SPEC		NAME			
0 PLC ± -		-		APPLICATION SPEC		SLIDE SWITCH, DPDT, SMT			
1 PLC ± -		-		-		-			
2 PLC ± 0.20		-		-		-			
3 PLC ± 0.05		-		-		-			
4 PLC ± -		-		-		-			
ANGLES ± 3°		-		-		-			
MATERIAL -		FINISH -		WEIGHT 0		SIZE A2		CAGE CODE 00779	
-		-		CUSTOMER DRAWING		DRAWING NO C=1977144		RESTRICTED TO -	
-		-		SCALE 4:1		SHEET 1 of 2		REV J	

4 3 2 1

THIS DRAWING IS UNPUBLISHED. RELEASED FOR PUBLICATION. ALL RIGHTS RESERVED.

REVISIONS				
P	LTR	DESCRIPTION	DATE	APVD
-	-	SEE SHEET 1	-	-

SEE DETAIL A

REEL IDENTIFICATION LABEL. REF (SEE. NOTE 5)

SEE DETAIL A
4:1

NOTES

1. TAPE, REEL, AND TAPING SHALL MEET THE REQUIREMENTS OF EIA-481-2.
2. EMBOSSED TAPE SHALL BE CONDUCTIVE TYPE.
3. FOR PART ORIENTATION IN TAPE SEE DETAIL A.
4. REEL SHALL CONTAIN 130 PIECES SWITCH.

5. DETAILS OF INTERNAL LABEL ON REEL:
 TYCO ELECTRONICS
 P/N:1977144-3 & -4
 QTY:130PCS
 DATE CODE:XXXX

THIS DRAWING IS A CONTROLLED DOCUMENT.		DWN M.BINNER 04SEP2007	TE Connectivity	
DIMENSIONS: mm		CHK M.SARVER	NAME SLIDE SWITCH, DPDT, SMT	
TOLERANCES UNLESS OTHERWISE SPECIFIED:		APVD -	PRODUCT SPEC -	RESTRICTED TO -
0 PLC ± -		APPLICATION SPEC -	SIZE A2	CAGE CODE 00779
1 PLC ± -		WEIGHT -	DRAWING NO C=1977144	REV J
2 PLC ± 0.20		CUSTOMER DRAWING		
3 PLC ± 0.05		SCALE 4:1 SHEET 2 OF 2		
4 PLC ± -				
ANGLES ± 3°				
FINISH				

1471-9 (1/15)

1977144