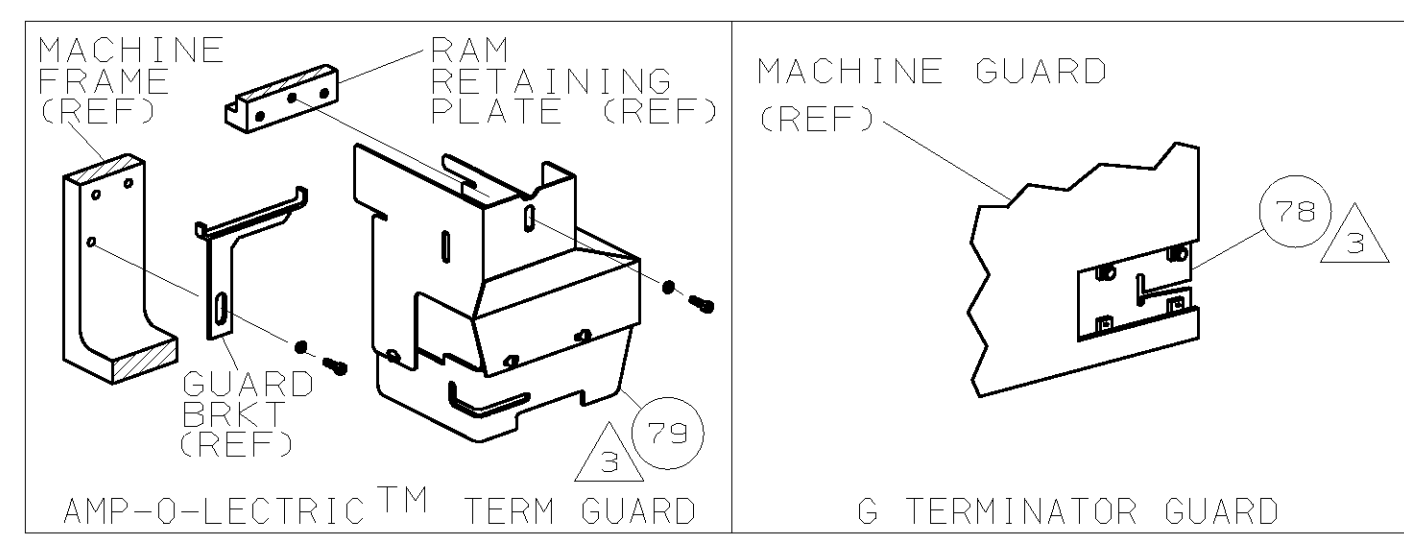


THIS DRAWING IS A CONTROLLED DOCUMENT.

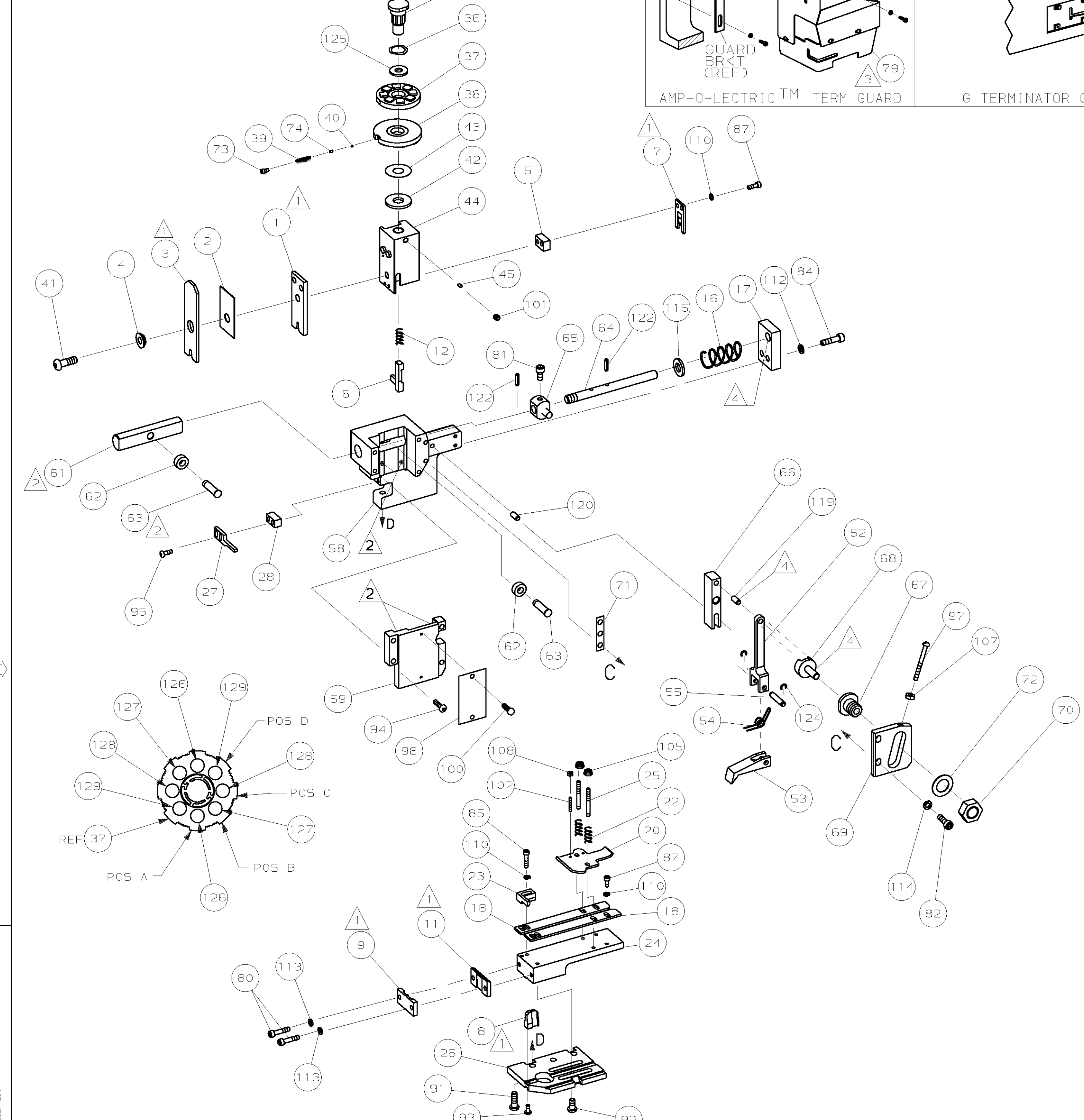
PART NUMBER	REV	FIRST USED
466737-1	E	854400-1
466737-2	E	565435-5
466737-3	E	354500-1



TERMINAL NAME:	
.110 FASTON™ RECPT	62546
	62572
	62573

CRIMPING DATA			
PAD LTR	CRIMP HEIGHT	WIRE SIZE	
A	.049 ± .002	16	
B	.042 ± .002	18	
C	.038 ± .002	20	
D			
CRIMP	SIZE	TYPE	RANGE
WIRE	.090	F	20-16
INSUL	.140	F	.080-.120
FEED	.615	APPL INST	SET UP GAGE LAYOUT
		408-8039	458638-1 1005
WIRE STRIP LENGTH		.140-.170	

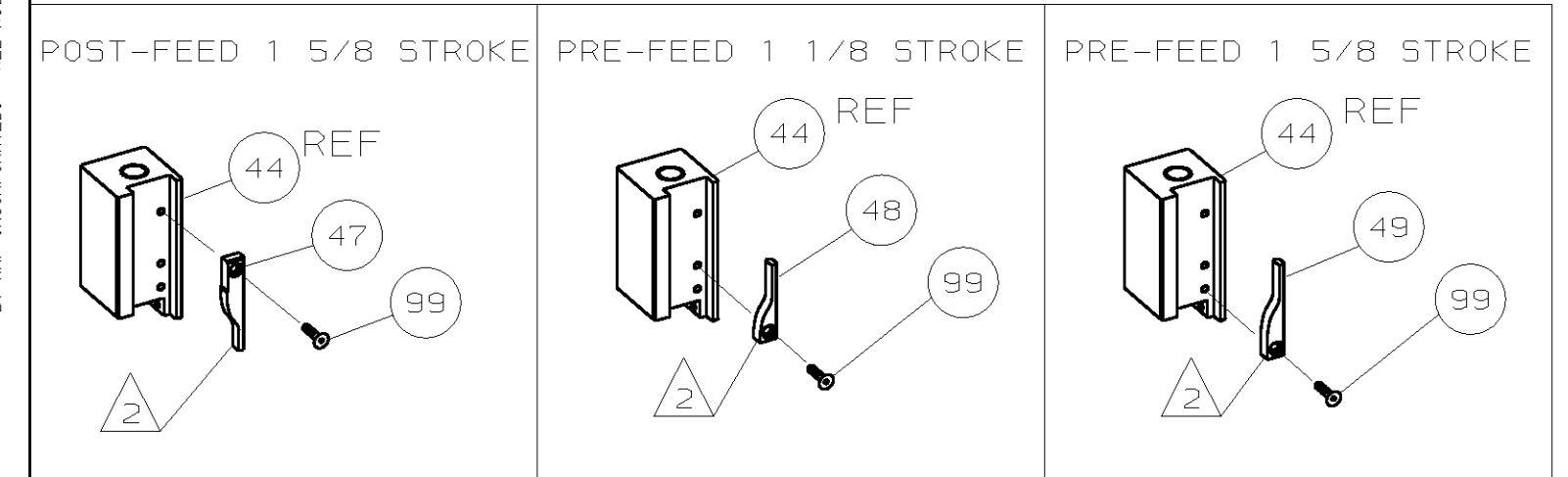
LEADMAKER		MECH POST FEED	
-1	BENCH MODEL K	MECH PRE FEED	
-2	BENCH MODEL G	MECH PRE FEED	
-3	BENCH MODEL G	MECH PRE FEED	



2	2	2	-	C	4-354779-6	PIN, WIRE DISC (.3220)C	129
2	2	2	-	C	3-354779-8	PIN, WIRE DISC (.3180)B	127
2	2	2	-	C	2-354779-4	PIN, WIRE DISC (.3110)A	126
1	1	1	-	A	986950-1	WASHER, FLAT PRECISION	125
REF	REF	REF	-	A	21045-3	RING, RET "C" (Ø.187)FD PIN	124
							123
REF	REF	REF	-	A	5-21028-1	PIN, STD SPRING (Ø.12)FD ADJ ROD	122
							121
REF	REF	REF	-	A	1-21030-7	PIN, DOWEL (Ø.187x1.50)H5G	120
REF	REF	REF	-	A	1-21030-1	PIN, DOWEL (Ø.187x.50)LEVER	119
							118
							117
REF	REF	REF	-	A	21899-4	WASHER, FLAT (Ø5/16)SCR ADJ	116
							115
REF	REF	REF	-	A	21024-5	WASHER, LOCK (NO.10)FD ADJ PL	114
2	2	2	-	A	21024-5	WASHER, LOCK (NO.10)SHEAR PL	113
REF	REF	REF	-	A	21024-5	WASHER, LOCK (NO.10)FD ROD GDE	112
							111
7	7	7	-	A	21024-4	WASHER, LOCK (NO.8)SHEAR BL	110
							109
2	2	2	-	A	21018-4	NUT, HEX (4-40)DRAG	108
REF	REF	REF	-	A	21018-5	NUT, HEX (6-32)FD ADJ PL	107
							106
2	2	2	-	A	21022-2	NUT, HEX 5L (8-32)DRAG STUD	105
							104
							103
2	2	2	-	A	4-21078-8	SKT SKT SET (4-40x.75)DRAG	102
1	1	1	-	A	21009-2	SCR, SKT SET (1/4-20x.25)RAM	101
2	2	2	-	A	21017-2	SCR, DRIVE (#2x.19) ID PLATE	100
1	1	1	-	A	1-21002-7	SCR, BHC (6-32x.38)CAM	99
1	1	1	-	B	461264-1	PLATE, IDENTIFICATION	98
REF	REF	REF	-	A	6-23715-5	SCR, PAN HD (6-32x1.50)FEED ADJ	97
							96
2	2	2	-	A	2-21002-2	SCR, BHC (8-32x.50)STRIPPER	95
REF	REF	REF	-	A	2-21002-9	SCR, BHC (10-32x.75)H5G CAP	94
1	1	1	-	A	22733-8	SCR, BHC (8-32x.38 LW)ANVIL	93
4	4	4	-	A	3-21002-3	SCR, BHC (1/4-20x.50)ST 6D PL	92
REF	REF	REF	-	A	2-22733-8	SCR, BHC (1/4-20x.62)BASE PL	91
							90
							89
							88
5	5	5	-	A	2-21000-6	SCR, 5HC (8-32x.38)SLUG BLADE	87
							86
2	2	2	-	A	2-21000-8	SCR, 5HC (8-32x.75)R 5TP GUIDE	85
REF	REF	REF	-	A	3-21000-7	SCR, SKT CAP (10-32x.75)FD GDE	84
							83
REF	REF	REF	-	A	3-21000-6	SCR, SKT CAP (10-32x.62)FD ADJ P	82
REF	REF	REF	-	A	3-21000-4	SCR, SKT CAP (10-32x.38)PIVOT BL	81
2	2	2	-	A	3-21000-8	SCR, SKT CAP (10-32x.88)5H PL	80
-	REF	-	-	A	455745-1	GUARD, WINDOW	79
REF	-	-	-	A	679532-1	INSERT, GUARD	78
							77
							76
							75
1	1	1	-	A	690603-1	SPRING, ASSIST	74
1	1	1	-	A	23030-1	SCR, SKT CAP (6-32x.25)CP DSC	73
REF	REF	REF	-	A	458109-1	WASHER, FLAT (SPECIAL)	72
REF	REF	REF	-	A	690517-1	SPACER	71
							70

△ 1 RECOMMENDED SPARE PARTS.
 △ 2 GREASE LIGHTLY.
 △ 3 GUARD MUST BE IN PLACE WHEN OPERATING APPLICATOR IN A BENCH MACHINE.
 △ 4 LUBRICATE DAILY USING NO. 20 MACHINE OIL.

5. ITEMS WITH QTY OF REF SPECIFIED (EXCEPT ITEMS 78 AND 79) ARE USED ON ITEM 32.



LOC	LEADMAKER	K TERMINATOR BENCH MACHINE	G TERMINATOR BENCH MACHINE
A			
DIST			
66			

REF	REF	REF	-	C	454220-1	CAP, RAM	59
REF	REF	REF	-	D	453736-1	HOUSING	58
							57
							56
REF	REF	REF	-	B	240624-1	PIN, FEED FINGER	55
REF	REF	REF	-	B	691499-1	SPRING, FEED FINGER	54
REF	REF	REF	-	B	240635-1	FINGER, FEED	53
REF	REF	REF	-	B	240634-1	LEVER, TERMINAL	52
							51
							50
1	-	-	-	B	690602-6	CAM, PRE-FEED 1 5/8 ST	49
-	1	-	-	B	690602-5	CAM, PRE-FEED 1 1/8 ST	48
-	-	1	-	B	690501-4	CAM, POST-FEED 1 5/8 ST	47
							46
1	1	1	-	A	690191-1	PLUG, NYLON	45
1	1	1	-	C	455674-1	RAM	44
1	1	1	-	A	690125-1	WASHER, LAMINATED	43
1	1	1	-	A	690124-1	WASHER, RAM	42
1	1	1	-	A	7-21002-9	BOLT, CRIMPER (5/16-24x1.00)	41
1	1	1	-	A	23241-6	BALL, STEEL	40
1	1	1	-	A	690170-1	SPRING, COMPRESSION	39
1	1	1	-	C	690142-1	DISC, INSULATION	38
1	1	1	-	D	354777-1	WIRE DISC, PLASTIC	37
1	1	1	-	A	22480-5	WASHER, SPRING	36
1	1	1	-	B	690212-1	POST, RAM	35
							34
							33
1	1	1	-	D	458980-1	APPLICATOR, BASIC (SUB ASSY)	32
							31
							30
							29
1	1	1	-	B	3-690451-2	SPACER, STRIPPER	28
1	1	1	-	A	240639-1	STRIPPER	27
REF	REF	REF	-	C	455676-1	PLATE, BASE	26
2	2	2	-	A	22354-8	DRAG, STUD	25
1	1	1	-	B	458803-3	PLATE, STRIP GUIDE	24
1	1	1	-	C	240825-1	PLATE, STRIP HOLD DOWN	23
2	2	2	-	A	4-22281-1	SPRING, DRAG	22
							21
1	1	1	-	A	454177-1	DRAG, STOCK	20
							19
2	2	2	-	C	454204-1	GUIDE, STRIP (FRONT)	18
REF	REF	REF	-	A	454178-1	GUIDE, FEED ROD	17
REF	REF	REF	-	A	4-22284-9	SPRING, FEED RETURN	16
							15
							14
							13
1	1	1	-	A	23846-1	SPRING, HOLD DOWN	12
1	1	1	-	B	240833-2	PLATE, REAR SHEAR	11
							10
1	1	1	-	B	690482-5	PLATE, FRONT SHEAR	9
1	1	1	-	D	8-238005-9	ANVIL	8
1	1	1	-	B	690474-5	BLADE, SLUG	7
1	1	1	-	D	2-455892-8	HOLD DOWN, TERMINAL	6
1	1	1	-	C	5-240641-9	SPACER, SLUG BLADE	5
1	1	1	-	B	238009-8	SPACER, BLOCK CRIMPER	4
1	1	1	-	C	456134-3	CRIMPER, INSULATION	3
1	1	1	-	B	455888-6	SPACER, CRIMPER	2
1	1	1	-	C	4-456406-7	CRIMPER, WIRE	1

DIMENSIONS IN INCHES. DO NOT SCALE PRINT.
 TOLERANCES UNLESS OTHERWISE SPECIFIED:
 2 PLC DEC ±
 3 PLC DEC ±
 4 PLC DEC ±
 ANGLES ±
 SURF TEXTURE: ✓
 REMOVE BURRS, BREAK SHARP EDGES R.015 MAX

DR	DATE	APP	REV	NAME
D. SALTZER	9/8/94	T. BEDDICK	9-9-94	
CHK 9-9-94		REL 10/19/94		B. MORGAN
C. ERISMAN				

AMP AMP Incorporated Harrisburg, PA 17105-3608
END FEED HDM APPLICATOR MACHINE REF MINI APPL
 SCALE: DWG NO: 466737 SHEET: 1 OF 1 REV: E1
 CASE CODE: 00779 CUSTOMER AND ASSEMBLY DRAWING

THIS DRAWING IS UNCLASSIFIED - FOR PUBLICATION RELEASE FOR PUBLICATION BY AMP INCORPORATED. ALL RIGHTS RESERVED. JAN 28, 1995