

STRIP FOR 5 CIRCUIT ASSEMBLY SHOWN AT FULL SCALE

NOTES:

1. MATERIAL: BLACK VULCANIZED FIBRE, .031" THICK
2. PART IS ROHS COMPLIANT.
3. IMPRINTING TEXT LOCATIONS AND HEIGHT ARE TYPICAL AS SHOWN.
4. STYLES 101 THROUGH 204, REFER TO SD-38120-008.
5. STYLE 000 IS UNMARKED.

INITIAL RELEASE EC NO: ETC2007-0021 DRWN: C.YORK 2006/08/01 CHKD: R.DEROSS 2006/08/07 APPR: R.DEROSS 2006/08/08	DESCRIPTION A	QUALITY SYMBOLS ▽=0 ▽=0	GENERAL TOLERANCES (UNLESS SPECIFIED)		DIMENSION STYLE MM/IN	SCALE 2:1	DESIGN UNITS INCH	THIRD ANGLE PROJECTION	
			4 PLACES ± --- ± --- 3 PLACES ± --- ± .006 2 PLACES ± 0.15 ± .02 1 PLACE ± 0.5 ± --- ANGULAR ± 2 °	DRAWN BY C. YORK DATE 2006/07/25	CHECKED BY R. DEROSS DATE 2006/07/25	TITLE STRIP, MARKER, DUAL ROW			
			DRAFT WHERE APPLICABLE MUST REMAIN WITHIN DIMENSIONS	APPROVED BY R. DEROSS DATE 2006/07/25	MOLEX INCORPORATED				
			MATERIAL NO. SEE SHEET 2	DOCUMENT NO. SD-38009-001	SHEET NO. 1 OF 2				

NO. OF CIRCUITS	DIM. "A"		MATERIAL NO. (STYLE 000)	MATERIAL NO. (IMPRINTED STYLE 101)	MATERIAL NO. (IMPRINTED STYLE 201)
	mm	in			
01	30.2	1.19	380090240	380090239	
02	41.3	1.63	380090616	380090241	380090304
03	52.4	2.06	380090244	380090242	
04	63.5	2.50	380090246	380090245	380090310
05	74.6	2.94	380090248	380090247	
06	85.7	3.38	380090251	380090249	380090314
07	96.8	3.81	380090253	380090252	
08	108.0	4.25	380090256	380090254	380090322
09	119.1	4.69	380090259	380090257	
10	130.2	5.13	380090261	380090260	380090332
11	141.3	5.56	380090264	380090262	
12	152.4	6.00	380090267	380090265	380090341
13	163.5	6.44	380090269	380090268	
14	174.6	6.88	380090271	380090270	380090344
15	185.7	7.31	380090274	380090272	
16	196.9	7.75	380090276	380090275	380090346
17	208.0	8.19	380090278	380090277	
18	219.1	8.63	380090281	380090279	
19	230.2	9.06	380090282	380090615	
20	241.3	9.50	380090285	380090283	
21	252.4	9.94	380090287	380090286	
22	263.5	10.38	380090289	380090288	
23	274.6	10.81	380090290		
24	285.8	11.25	380090293	380090291	
25	296.9	11.69	380090295	380090294	
26	308.0	12.13	380090297	380090296	
27	319.1	12.56	380090298		
28	330.2	13.00	380090300	380090299	
29	341.3	13.44	380090301		
30	352.4	13.88	380090303	380090302	

SEE SHEET 1 EC NO: ETC2007-0021 DRAWN BY: C. YORK 2006/08/07 CHKD: RDEROSS 2006/08/07 APPR: RDEROSS 2006/08/08 A	QUALITY SYMBOLS ▽=0 ▽7=0	GENERAL TOLERANCES (UNLESS SPECIFIED)		DIMENSION STYLE MM/IN		SCALE ---	DESIGN UNITS INCH	THIRD ANGLE PROJECTION	
				DRAWN BY DATE C. YORK 2006/07/25		TITLE STRIP, MARKER, DUAL ROW			
				CHECKED BY DATE R. DEROSS 2006/07/25					
				APPROVED BY DATE R. DEROSS 2006/07/25		MOLEX INCORPORATED			
		ANGULAR ± 2 °		MATERIAL NO. SEE CHART		DOCUMENT NO. SD-38009-001		SHEET NO. 2 OF 2	
		DRAFT WHERE APPLICABLE MUST REMAIN WITHIN DIMENSIONS		THIS DRAWING CONTAINS INFORMATION THAT IS PROPRIETARY TO MOLEX INCORPORATED AND SHOULD NOT BE USED WITHOUT WRITTEN PERMISSION					

13 12 11 10 9 8 7 6 5 4 3 2 1

J

J

I

I

H

H

G

G

F

F

E

E

D

D

C

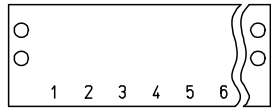
C

B

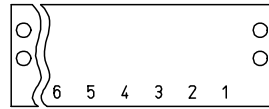
B

A

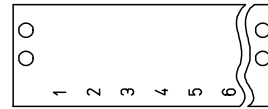
A



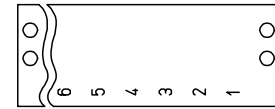
STYLE 101



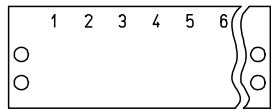
STYLE 102



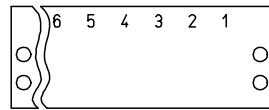
STYLE 103



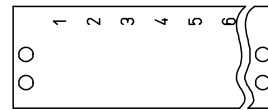
STYLE 104



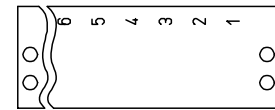
STYLE 201



STYLE 202



STYLE 203



STYLE 204

NOTES:

1. STYLE 101 IS STANDARD IMPRINTING FOR MARKER STRIPS WITHOUT FEED-THRU.
2. REFER TO SPECIFIC PRODUCT DRAWING FOR IMPRINTING TEXT HEIGHT AND LOCATION.
3. ALL COMPONENTS ARE ROHS COMPLIANT.

INITIAL RELEASE EC NO: ETC2007-0021 DRAWN BY: C. YORK CHKD: R. DEROSS APPR: R. DEROSS	2006/08/07 2006/08/07 2006/08/08	QUALITY SYMBOLS 	GENERAL TOLERANCES (UNLESS SPECIFIED)		DIMENSION STYLE INCH ONLY		SCALE ---	DESIGN UNITS INCH	THIRD ANGLE PROJECTION
			mm INCH	DATE DATE	DATE DATE	DATE DATE	DATE DATE	DATE DATE	TITLE MARKER STRIP IMPRINTING FOR NON-FEED-THRU, STYLES 1YY AND 2YY
DRAFT WHERE APPLICABLE MUST REMAIN WITHIN DIMENSIONS			ANGULAR $\pm 2^\circ$		APPROVED BY R. DEROSS		MOLEX INCORPORATED		
SIZE C			THIS DRAWING CONTAINS INFORMATION THAT IS PROPRIETARY TO MOLEX INCORPORATED AND SHOULD NOT BE USED WITHOUT WRITTEN PERMISSION						

12 11 10 9 8 7 6 5 4 3 2 1