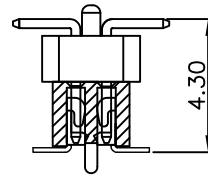
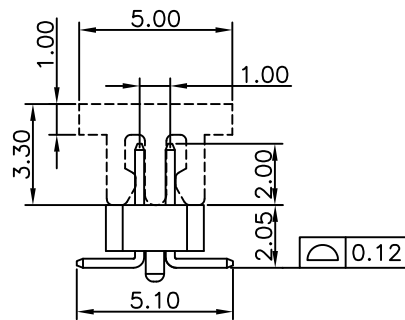
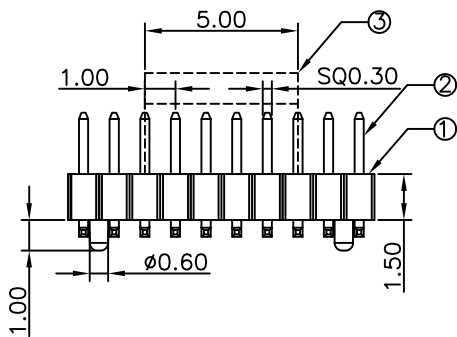
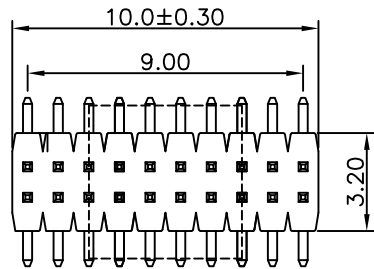
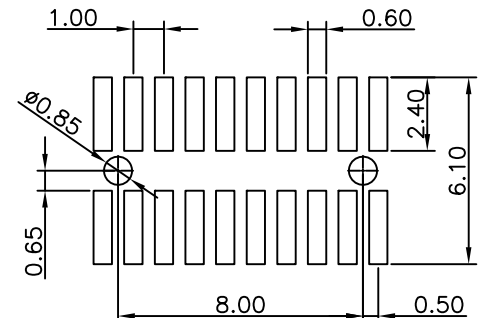


REV.	DESCRIPTION	DATE
A	New Drawing	2020/02/17

Compliance with:
 PCIe4.0(16GTS),
 USB3.2 Gen2(10Gbps),
 USB3.2 Gen1(5Gbps).
 Mating with:
 "FHBD-SS020G1NBWL-FA4"
 Mating Height: 4.30mm

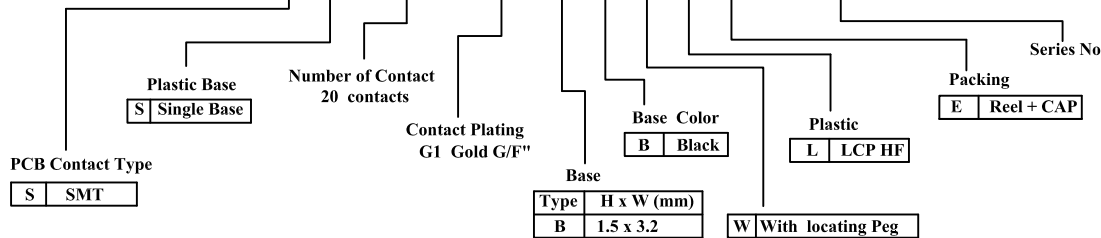


Mating Drawing



P.C.B LAYOUT

PHBD-S S 0 2 0 G 1 B B W L E - B 0 2 5



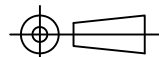
L=5.80mm

RoHS compliant

Superior Tech Co., Ltd.

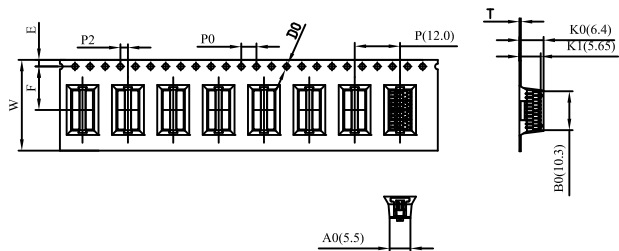
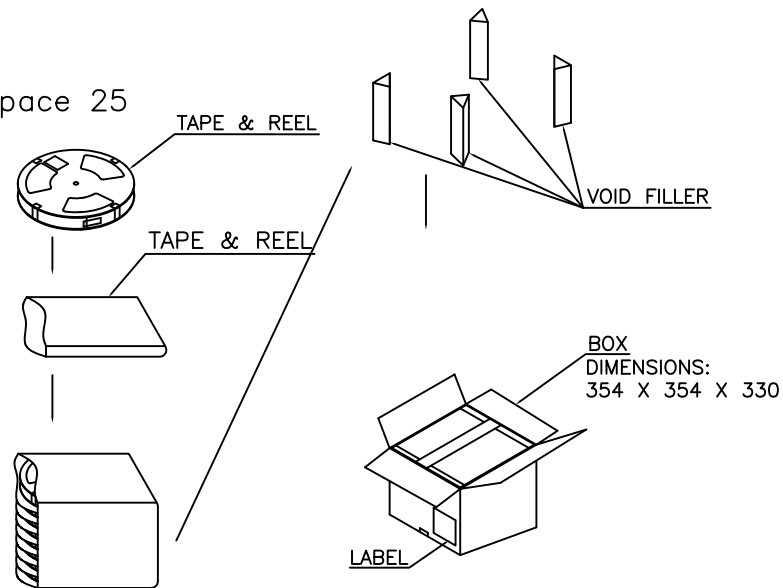
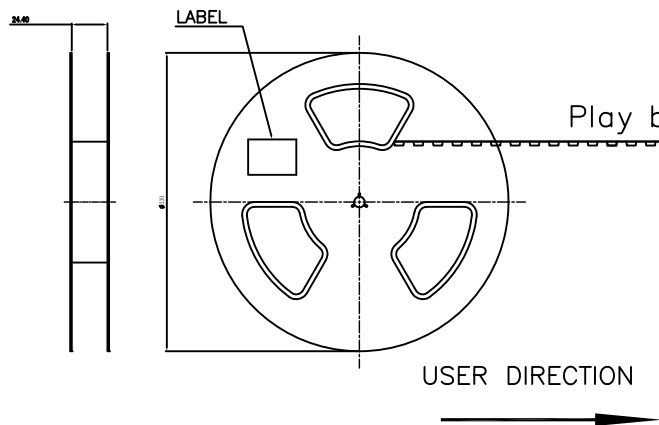
General Tolerance	TITLE	1.0x1.0mm Pin Header Dual Row, SMT	
X. ± 0.5	DRAWN Tom	DATE	NO.
.X ± 0.3		10-07-09'	002
.XX ± 0.2	CHECK	DATE	PART NO.
.XXX ± 0.1			PHBD-SS020G1BBWLE-B025
Angle ± 5°	APPROVED	DATE	CUSTOMER NO.
			DK

REV.	UNIT	SCALE
A	mm	4:1



(Q2-R03-01A) ST-R05-07

REV.	DESCRIPTION	DATE
A	New Drawing	2022/05/30



- (1) 10 sprocket hole pitch cumulative tolerance ± 0.20 .
- (2) Carrier camber is within 1 mm in 250mm.
- (3) All dimensions meet EIA-481-C requirements.
- (4) Material: Transparent PS Thickness: 0.40 ± 0.05 (JG-TR-400)
- (5) Reel: 13" * 4", Carrier Length: 10.752 M/R.
- (6) Package quantity: 850. PCS.
- (7) Not Dimension angle is 3° .

ITEM	W	A0	B0	K0	K1	P	F	E	D0	D1	P0	P2	T
DIM	24.00 ± 0.30	5.5 ± 0.18	10.3 ± 0.32	6.4 ± 0.18	5.65 ± 0.18	12.0 ± 0.18	11.50 ± 0.18	1.75 ± 0.18	1.50 ± 0.18	0.00 ± 0.18	4.00 ± 0.18	2.00 ± 0.18	0.40 ± 0.05
ALTERNATE													

The number of PINS	Quantity per volume	Number of boxes / rolls	Box / quantity
2*10PIN	850PCS/Volume	10PCS	8500PCS

Superior Tech Co., Ltd.

General Tolerance

TITLE

PHBD-SS020G1BBWLE-B025_Packing

X. ± 0.5

DRAWN

DATE

NO.

.X ± 0.3

Tom

2022/05/30

.XX ± 0.2

CHECK

DATE

PART NO.

.XXX ± 0.1

APPROVED

DATE

PHBD-SS020G1BBWLE-B025

REV.

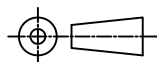
A

UNIT

mm

SCALE

1:1



Angle

$\pm 5^\circ$

APPROVED

DATE

CUSTOMER NO.

DK

(Q2-R03-01A) ST-R05-07