

- NOTE :
1. THE CABLE SHALL HAVE A MINIMUM OF 0.178mm. (.007") THICKNESS INSULATION AT ANY POINT
 2. RIP TEST:
- THE 0.13mm. (.005") ZIPPING GROOVE SHALL BE CAPABLE OF BEING RIPPED BY HAND WITHIN THE RECESS, WITHOUT EXPOSING THE ADJACENT CONDUCTORS
 3. RoHS AND LEAD FREE COMPLIANT
 4. SPECIAL REQUIREMENT: N/A

PRODUCT APPLICATION	
<input checked="" type="checkbox"/>	GENERAL USE
<input type="checkbox"/>	AUTOMOTIVE
<input type="checkbox"/>	MEDICAL DEVICE

SEE CHANGE DETAIL				QUALITY SYMBOLS	GENERAL TOLERANCES (UNLESS SPECIFIED)		DIMENSION STYLE		SCALE	DESIGN UNITS	THIRD ANGLE PROJECTION	
REV.	EC NO.	DETAIL	DATE		mm	INCH	MM/IN	NTS	INCH			
B1	E-10-0371	B1 ₁ : REMOVE REELS MFG. IN NOG.	2011/01/25	▽=3 ▽=0	4 PLACES	± --- ± ---	DRAWN BY CPANSAKHOM 2006/07/12	DATE 2006/07/12	TITLE FCB ROUND CONDUCTOR 2.54MM(.100)CENTERS PVC. 24AWG STR TINNED	MATERIAL NO. SVIRAT JAPOL 2006/07/12	DOCUMENT NO. SD-24226-001	
B	E-07-0748	B2 ₂ : ADD NON-OPERATING TEMP. B3 ₃ : CHANGE WEB THICKNESS	2007/09/26		3 PLACES	± --- ± ---						CHECKED BY PMEECHAI 2006/07/12
A	N/A	NEW RELEASE	2006/07/12		2 PLACES	± --- ± ---						APPROVED BY SVIRAT JAPOL 2006/07/12
REV. HISTORY	EC NO.	DETAIL	DATE		1 PLACE	± --- ± ---						
EC NO: THL2011-0054 DRWN: CPANSAKHOM 2010/10/05 CHKD: PMEECHAI 2011/01/25 APPR: SVIRAT JAPOL 2011/03/31					ANGULAR ± --- °		SEE CHART		MOLEX INCORPORATED		SHEET NO. 1 OF 3	
DRAFT WHERE APPLICABLE MUST REMAIN WITHIN DIMENSIONS												

7

6

5

4

3

2

1

SPECIFICATIONS

PHYSICAL

CONDUCTOR SPACING ----- 2.54 (.100") \perp TO \perp
 WIRE GAUGE ----- 24 AWG (7/32) STRANDED TINNED
 INSULATION ----- P.V.C GRAY (LEAD FREE)

AGENCY




U.L. STYLE NO. ----- 2651
 TEMPERATURE RATING ----- -20°C TO 105°C
 VOLTAGE RATING ----- 300V.MAX.
 FLAMMABILITY RATING ----- VW-1

ELECTRICAL

CONDUCTOR RESISTANCE (D.C.) ----- 27 m OHMS/FT. MAX.
 CHARACTERISTIC IMPEDANCE ----- 134 OHMS NOM. (GS)
 114 OHMS NOM. (GSG)
 CAPACITANCE ----- 6.6 pF/FT. NOM. (GS)
 12.0 pF/FT. NOM. (GSG)
 PROPAGATION DELAY ----- 1.4 ns/FT. NOM.
 INSULATION RESISTANCE ----- 10 M OHMS (10FT. SAMPLE)
 DIELECTRIC WITHSTAND VOLTAGE ----- 2000 VRMS/MINUTE

GENERAL

NON-OPERATING TEMPERATURE ----- -20°C TO 105°C
 FAULTS AND/OR SPLICES ----- 1/REEL MAX. 100⁺³₋₀ FT. (30.48^{+0.914}₋₀ M.)/REEL
 20FT. (6.096M) MIN. LENGTH

SEE CHANGE DETAIL EC NO: THL2011-0054 DRWN: CPANSAKHOM 2010/10/05 CHKD: PMEECHAI 2011/01/25 APPR: SVIRAT JAPOL 2011/03/31	DESCRIPTION B1	QUALITY SYMBOLS	GENERAL TOLERANCES (UNLESS SPECIFIED)		DIMENSION STYLE MM/IN		SCALE NTS	DESIGN UNITS INCH	THIRD ANGLE PROJECTION		
		 =  =	4 PLACES	± ---	± ---	DRAWN BY	DATE	TITLE FCB ROUND CONDUCTOR 2.54MM(.100)CENTERS PVC. 24AWG STR TINNED			
			3 PLACES	± ---	± ---	CHECKED BY	DATE				
			2 PLACES	± ---	± ---	APPROVED BY	DATE	 MOLEX INCORPORATED DOCUMENT NO. SD-24226-001 SHEET NO. 2 OF 3			
			1 PLACE	± ---	± ---	SVIRAT JAPOL	2006/07/12				
ANGULAR ± ---°		DRAFT WHERE APPLICABLE MUST REMAIN WITHIN DIMENSIONS		MATERIAL NO. SEE CHART							

6

5

4

3

2

1

7

6

5

4

3

2

1

CHART A				SHIPPED ON 100FT REELS	
DIMENSIONS MM (INCHES)					
ENG. NO.	NO. OF COND.	DIMENSION S	DIM. W (REF)	ENGINEERING NO.	ORDER NO.
24226-2	2	2.54±0.10 (.100±.004)	5.08 (.200)	24226-02-100B	82-24-7702
24226-3	3	5.08±0.20 (.200±.008)	7.62 (.300)	24226-03-100B	82-24-7703
24226-4	4	7.62±0.30 (.300±.012)	10.16 (.400)	24226-04-100B	82-24-7704
24226-5	5	10.16±0.33 (.400±.013)	12.70 (.500)	24226-05-100B	82-24-7705
24226-6	6	12.70±0.33 (.500±.013)	15.24 (.600)	24226-06-100B	82-24-7706
24226-7	7	15.24±0.33 (.600±.013)	17.78 (.700)	24226-07-100B	82-24-7707
24226-8	8	17.78±0.33 (.700±.013)	20.32 (.800)	24226-08-100B	82-24-7708
24226-9	9	20.32±0.33 (.800±.013)	22.86 (.900)	24226-09-100B	82-24-7709
24226-10	10	22.86±0.33 (.900±.013)	25.40 (1.000)	24226-10-100B	82-24-7710
24226-11	11	25.40±0.33 (1.000±.013)	27.94 (1.100)	24226-11-100B	82-24-7711
24226-12	12	27.94±0.33 (1.100±.013)	30.48 (1.200)	24226-12-100B	82-24-7712
24226-13	13	30.48±0.33 (1.200±.013)	33.02 (1.300)	24226-13-100B	82-24-7713
24226-14	14	33.02±0.33 (1.300±.013)	35.56 (1.400)	24226-14-100B	82-24-7714
24226-15	15	35.56±0.33 (1.400±.013)	38.10 (1.500)	24226-15-100B	82-24-7715
24226-16	16	38.10±0.33 (1.500±.013)	40.64 (1.600)	24226-16-100B	82-24-7716
24226-17	17	40.64±0.33 (1.600±.013)	43.18 (1.700)	24226-17-100B	82-24-7717
24226-18	18	43.18±0.33 (1.700±.013)	45.72 (1.800)	24226-18-100B	82-24-7718
24226-19	19	45.72±0.33 (1.800±.013)	48.26 (1.900)	24226-19-100B	82-24-7719
24226-20	20	48.26±0.33 (1.900±.013)	50.80 (2.000)	24226-20-100B	82-24-7720

ENGINEERING NO.

24226-XX-XXXX
 A B C D

A : CABLE 2.54mm. (.100") CENTERS 24 AWG STRANDED TINNED

B : CONDUCTOR SIZE (AVAILABILITY 2 THROUGH 20)

C : CABLE LENGTH 100FT. (30.48M.)

D : A = INCHES

B = FEET

SEE CHANGE DETAIL EC NO: THL2011-0054 DRWN:CPANSAKHOM 2010/10/05 CHKD:PMEECHAI 2011/01/25 APPR:SVIRAT JAPOL 2011/03/31	QUALITY SYMBOLS ▽ = ▽ =	DESCRIPTION	GENERAL TOLERANCES (UNLESS SPECIFIED)		DIMENSION STYLE MM/IN	SCALE NTS	DESIGN UNITS INCH	THIRD ANGLE PROJECTION	
			4 PLACES ± --- ± ---	3 PLACES ± --- ± ---	2 PLACES ± --- ± ---	1 PLACE ± --- ± ---	DRAWN BY CPANSAKHOM	DATE 2006/07/12	TITLE FCB ROUND CONDUCTOR 2.54MM(.100)CENTERS PVC. 24AWG STR TINNED
			ANGULAR ± ---°				CHECKED BY PMEECHAI	DATE 2006/07/12	
			DRAFT WHERE APPLICABLE MUST REMAIN WITHIN DIMENSIONS				APPROVED BY SVIRAT JAPOL	DATE 2006/07/12	
							MATERIAL NO. SEE CHART	DOCUMENT NO. SD-24226-001	
				SIZE A 4	THIS DRAWING CONTAINS INFORMATION THAT IS PROPRIETARY TO MOLEX INCORPORATED AND SHOULD NOT BE USED WITHOUT WRITTEN PERMISSION		SHEET NO. 3 OF 3		

6

5

4

3

2

1