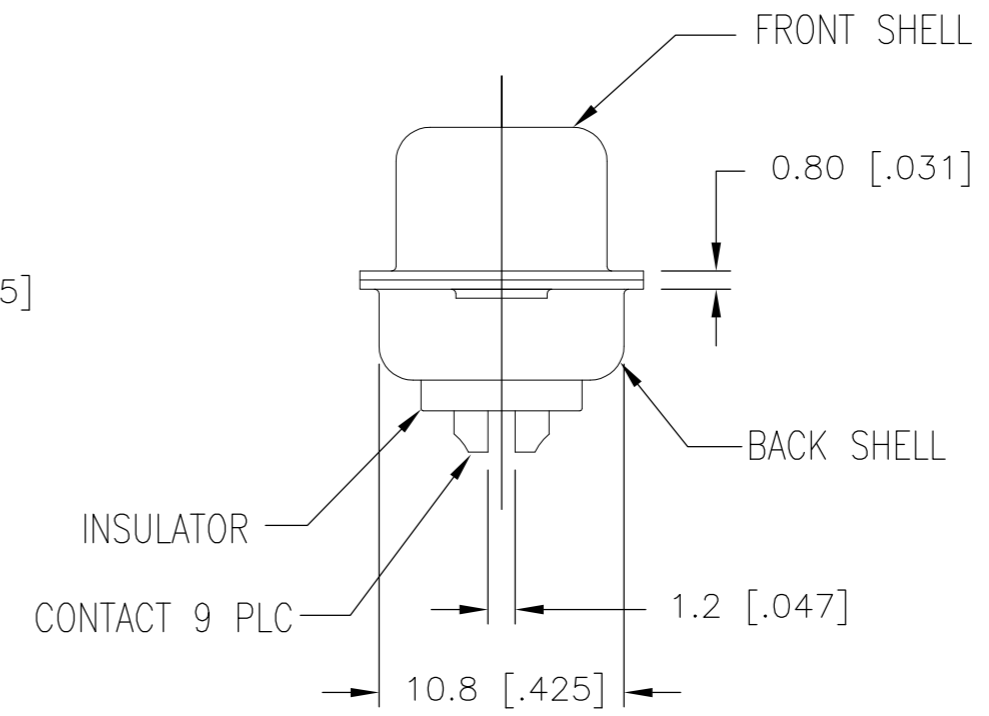
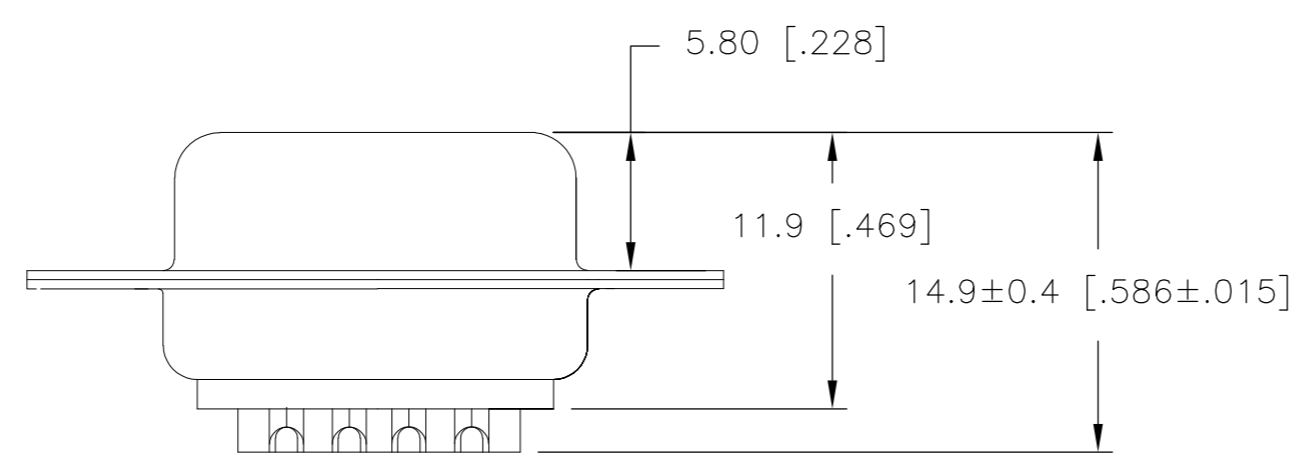
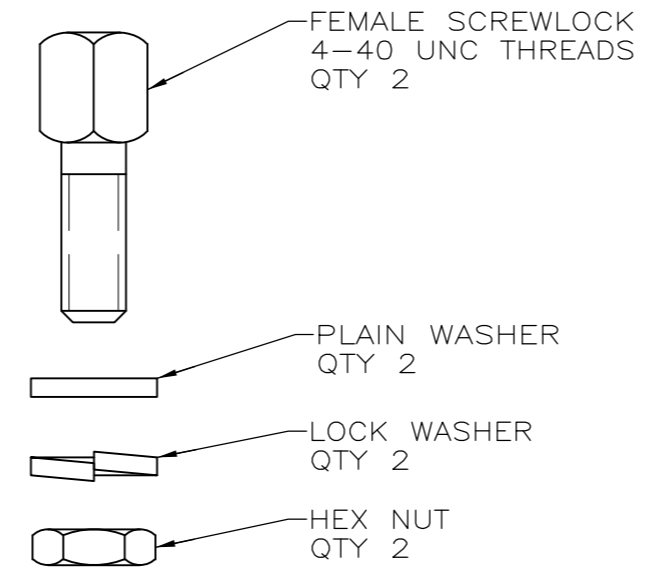
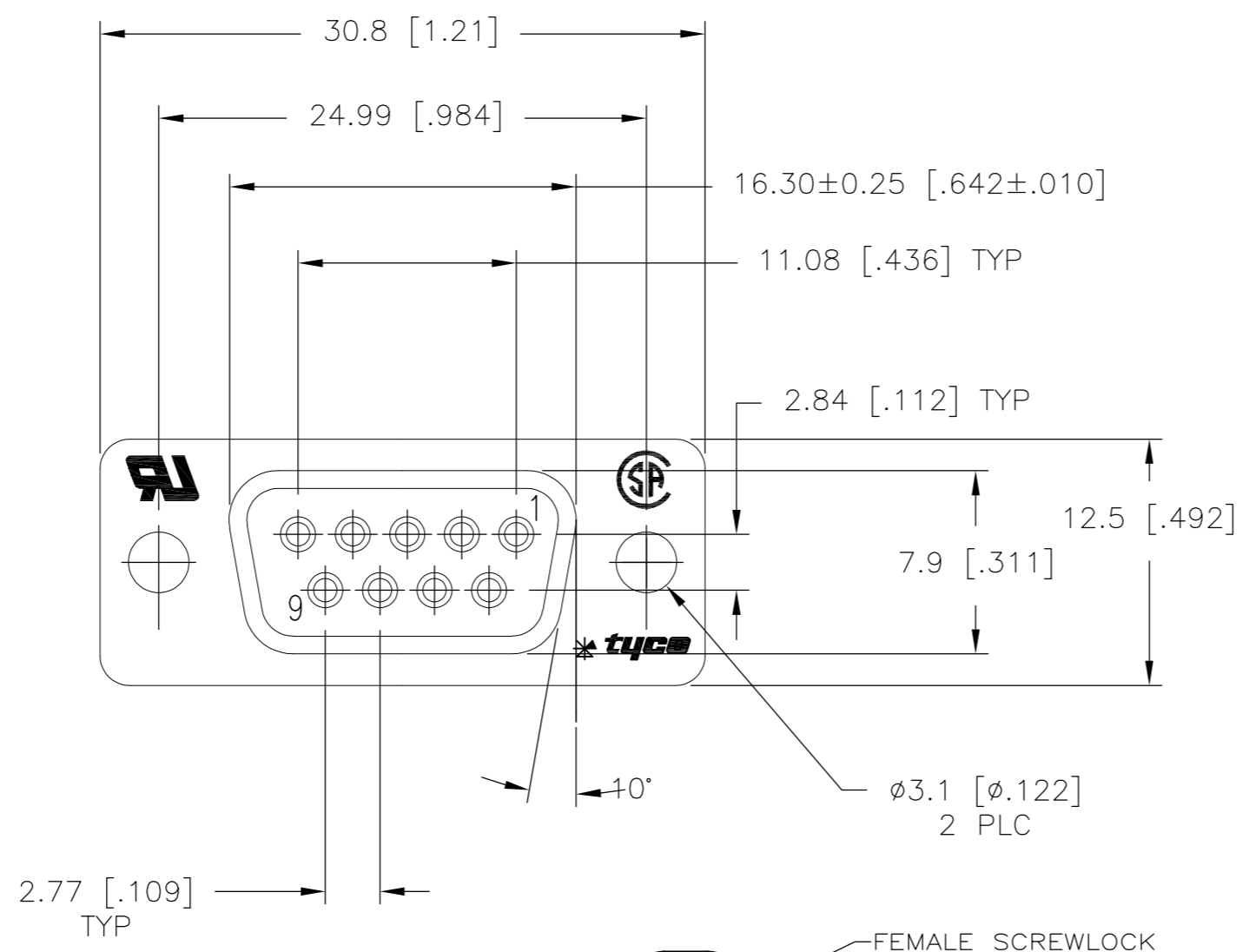
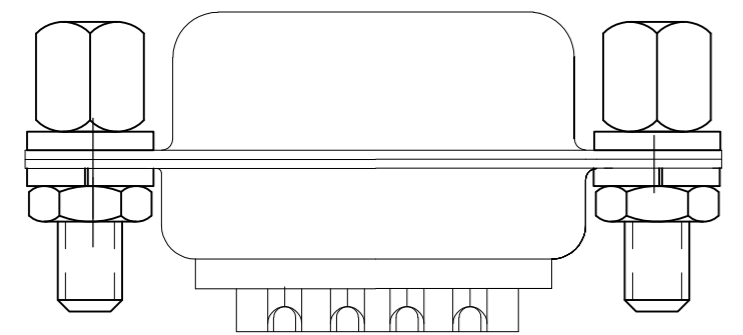


THIS DRAWING IS UNPUBLISHED. RELEASED FOR PUBLICATION
 © COPYRIGHT - By - ALL RIGHTS RESERVED.

LOC		DIST		REVISIONS			
P	LTR	DESCRIPTION		DATE	DWN	APVD	
GP	00	F		REVISED PER ECO-12-010968	08OCT2012	CJV	CWR



- △ MATERIAL
 FRONT INSULATOR: PBT, 30%GF, UL94V-0, BLACK COLOR
 BACK INSULATOR: PBT, 30%GF, UL94V-0, BLACK COLOR
 CONTACT: BRASS
 FRONT SHELL: STEEL
 BACK SHELL: STEEL
 HARDWARE: STEEL
- △ FINISH
 CONTACT: GOLD PLATING 0.02µm MIN ON CONTACT AREA, 0.0023µm[.000090] MIN TIN-LEAD
 PLATING ALL OVER 0.00127[.000050] MIN NICKEL.
 HARDWARE: 5.08µm [.000200] MIN ZINC, YELLOW CHROMATE
 SHELL: TIN FULL SHELL, 0.76µm MIN
- 3. ELECTRICAL CHARACTERISTICS:
 CURRENT RATING: 3 AMPERES
 DIELECTRIC WITHSTANDING VOLTAGE: AC 1000V r.m.s
 INSULATION RESISTANCE: 5000 MEGOHMS MINIMUM AT DC 500V
 CONTACT RESISTANCE: 10 MILLIOHMS MAXIMUM.
- 4. RECEPTACLE ASSEMBLY MATES WITH ANY 9 POSITION PLUG IN AMPLIMITE SERIES
- 5. SOLDER CUP WILL ACCOMMODATE 20 MAX AWG WIRE.
- △ CONTACT: GOLD PLATING 0.02µm MIN ON CONTACT AREA, 0.0023µm[.000090] MIN
 HOT DIPPED TIN-COPPER PLATING ALL OVER 0.00127[.000050] MIN NICKEL.
 HARDWARE: 5.08µm [.000200] MIN ZINC, YELLOW CHROMATE
 SHELL: BRIGHT TIN FULL SHELL, 0.76µm MIN
- △ ROHS 2002/95/EC COMPLIANT
- △ SUPERSEDED BY 5-787355-1



ASSEMBLED VIEW

OBSOLETE	△6	△7	5-787355-1
	△2	△8	787355-1
	FINISH		PART NO

THIS DRAWING IS A CONTROLLED DOCUMENT. DIMENSIONING AND TOLERANCING PER ASME Y14.5M-2009		DWN M. BINNER 03MAR03	TE Connectivity	
DIMENSIONS: mm		CHK R. BENDORF 05MAR03	NAME CONNECTOR KIT, UNASSEMBLED, SOLDER CUP, SIZE 1, 9 POSITION, AMPLMITE, RECEPTACLE	
TOLERANCES UNLESS OTHERWISE SPECIFIED:		APVD R. BENDORF 05MAR03	SIZE A2	CAGE CODE 00779
0 PLC ± -	1 PLC ± 0.25	PRODUCT SPEC	DRAWING NO C=787355	RESTRICTED TO
2 PLC ± 0.13	3 PLC ± 0.05	APPLICATION SPEC	SCALE 1:1	SHEET 1 OF 1
4 PLC ± -	ANGLES ± -	WEIGHT -	REV F	
MATERIAL △1	FINISH	CUSTOMER DRAWING		